



New Zealand's Robert Brown, M 55-59, will be on home ground at the 4th World Veteran Championships, January 1981 at Christchurch.



Australia's George Bartlett (M 50-54) is unlucky with the date of the 4th World Championships but with his kind of talent that shouldn't matter much.

The WORLD Association of VETERAN Athletes



Some faces you might see in Christchurch.

The W.A.V.A. newsletter is published by the World Association of Veterans Athletes, Editor Don Farquharson. Correspondence should be addressed to W.A.V.A., c/o Sport Ontario, 160 Vanderhoof Avenue, Toronto, Ontario, Canada, M4G 4B8.

Annual subscription rates (4 issues), for Airmail delivery are:

Within Canada \$7.00 (CAN.)
U.S.A. \$7.00 (U.S.)
United Kingdom £3.50 or \$9.50 Canadian
All other areas \$9.50 (CAN.)

Payments should be made to W.A.V.A. in Canadian dollars (except U.S. subscribers).

WORLD VETERANS ATHLETIC ASSOCIATION

PRESIDENT

Don Farquharson
269 Ridgewood Road
West Hill, Ontario
M1C 2X3
Canada

DELEGATE OF

NORTH AMERICA
Robert G. Fine
77 Prospect Place
NYC 11217
U.S.A.

VICE PRESIDENT

Jacques Serruys
c/o Fit Veteraan
P.O. Box 7
B 8000 Brugge, Belgium

SOUTH AMERICA

José Teieiro Santos
Avenida El Rosario, Trans.8
Quinta Mama Macrina
Los Chorros
Caracas 107
Venezuela

SECRETARY

Roland Jerneryd
Fritid, Ullevi
S-41 40 Gothenburg
Sweden

ASIA

Hideo Okada
Nippon Turtle Association
C.P.O. Box 137
Tokio
Japan

TREASURER

Harm Hendriks
Meppelrade 213
Den Haag
Holland

EUROPE

Cesare Beccalli
I.M.I.T.T.
Via Bartolomeo d'Alviano 24
20146 Milan
Italy

COOPTED EXEC MEMBER HANNOVER 1979

Hans Axmann
Eichendorffstrasse 2
8800 Ansbach
West Germany

OCEANIA

Wal Sheppard
2 Montgomery Place
Bulleen, Vic 3105
Australia

WOMEN'S DELEGATE

Jean O'Neill
4 Swinden Avenue
Cheltenham
Victoria 3192
Australia

AFRICA

Danie Burger
Box 12066
Benoryn 1504
South Africa

Frontpiece - John Robinson, New Zealand, who will be the defending Marathon Champion at the 4th World Veteran Championships in Christchurch, New Zealand. John's best recent time was a sterling 2:19:39 at Glasgow, Scotland.

Photograph by Barry Peterson - Winnipeg

THE PRESIDENT'S MESSAGE

When I write this message for each upcoming newsletter it is usually the last piece to be included before everything goes to print. Therein lies both advantages and disadvantages. Certainly I have read and edited all the material for inclusion and I have had a little more time to pick up last minute news and views. On the other hand, the pressure to get the job finished by a deadline has increased. There is a tendency to write as though the final sprint is upon me. Then afterwards, when it is too late, I find there is much I would like to have said and have neglected to say. It will always be thus I suppose...

On this occasion, with both Christmas and a trip to New Zealand coming up it is doubly so and this excitement, I am sure, is shared by the 2300 competitors who will be taking part at Palmerston North and Christchurch plus their guests, wives and husbands.

Forty-three countries will be represented, some of whom have never taken part before. It is a triumph that this fourth Veterans Championships will be truly international and not simply a New Zealand/Australian meet with a handful of elite from elsewhere. This triumph belongs to John MacDonald and his organizing committee as well as a tribute to those of you who have made considerable sacrifices to attend. Fears that this might be so were expressed when the choice was made and indeed a few of these fears must have entered everyone's mind. Happily, it will not be so. Well done New Zealand, well done Veterans everywhere.

Of course, we knew from the beginning that some faces, familiar from previous Championships, would be missing. A combination of the cost for those from the Northern Hemisphere with a time slot which has made it impossible for them to attend has forced them to miss out. On the other hand, New Zealanders and Australians have, for so long travelled around the world to take part that at last they will have their chance to stay home and welcome others and that is as it should be. For those who will be there it will be a great thrill both to take part and to visit a beautiful place and meet its fine people.

In addition to the competitive events much else will take place in Christchurch which will decide the course of Veteran Athletics during the coming years. A decision will be made on the site of the 1983 and possibly the 1985 Championships. The various continental areas will meet to decide their championship venues for future years too whilst technical committees will consider what changes, if any, should be made to implement weights and hurdle heights or spaces.

In the first issue of the W.A.V.A. newsletter, Peter Mundle published his current world record list. The second issue featured a 37 page insert of 1979 rankings by Gij's Knoppert. This issue begins John Hayward's publication of the all time Veterans ranking lists. A great deal of work goes into these lists. I hope each one of you appreciates the task which these members have undertaken for your interest. Bravo Statisticians, you have done and continue to do a fine job.

For those who are listed in John's all time list, a pat on the back. Surely it is a considerable honour to qualify in such August company. Since this is a first time work we would be interested in feedback. If you send in a claim to a listing be sure to provide dates, locations, weights(if necessary) wind readings, etc.

I would like to appeal once again for material from readers. Anything pertaining to Veteran Activity of a national or international level is useful and pictures are eagerly sought. The latter will be returned following publication. Sadly we have no humorous article this time. Surely someone must have an Athletic experience to raise a chuckle.

May I, on behalf of the executive of the World Association of Veteran Athletes wish you a peaceful and happy Christmas and the best of fortune in 1981.

Sincerely,

Don Farquharson

PRESIDENT
W.A.V.A.



photo by Bob Pates

Toshiko d'Elia, 50, Ridgewood, New Jersey, seen here winning the national masters 10000 meter championship in 41:00.1, became the first woman over age 50 to ever run the marathon under 3 hours. She ran 2:57.25 in the World Veterans Distance Running Championships in Glasgow, Scotland to smash the old mark by over 4 minutes.

TOM FLORY
1938 - 1980

As the leading marathoners at the I.G.A.L. Road Championships in Glasgow passed the first lap (14Km) excited voices of spectators shouted encouragement. "Well done Tom" shouted a North England accent to a strong looking runner in the lead pack. "Who's that?" I enquired. "Tom Flory, he replied, he'll do well today". Tom did even better than that and finished a fine eighth place 2 hrs:24Min.19secs. This was the only time I ever saw Tom Flory but I was shocked and saddened by a portion of letter sent by Maurice Morrell the other day.

Tom Flory, 42 year old Middlebrough Harrier collapsed and died immediately after completing a cross country relay leg for his club on 18th October.

A prolific runner for his club, turning out in great style week after week, Tom finished 8th in the World Veterans Marathon Championships in Glasgow on August 24th with a time of 2 hrs. 24min. 19 secs.

Sadly, Tom leaves a wife and four children in somewhat impecunious straits, he died at a time of high unemployment in the North of England. Colin Pickett, a Club colleague has set up an appeal, Colin lives at 11, Castle Wynd, Nunthorpe, Middlesbrough, England should anyone feel like contributing.

Reading Maurice's letter reminded me that fit as most of us may be we are still mortal, we have no contract with God. We should be thankful for what we have now, whether or not we realize our ambitions. I am sure that you share with me this sadness at the loss of a fellow veteran athlete and offer the sincerest condolences to Mrs. Flory and the children.

On a happier note Maurice Morrells' letter also recounts a new World record for veteran club team at 4 x 1 mile.

British Veteran Cross Country champions Wirral Athletic Club set a new mark for the 4 x 1 mile Relay at Birkenhead on 18th July '80. Wirral had previously claimed a World Best in 1978 when they returned a mark of 18 min. 59.8 secs. only to find that West Vally Joggers and Striders and beaten them to it with an unheralded 18 min. 47.2 secs. in May 1978.

On a gravel track in the midst of hundreds of raucous fine-a-side football players, all doing their best to be unhelpful, the Wirral team ran with metronome like precision. Alf Lennon who only took up athletics when he was 42 years of age ran the first stint in 4 min. 22 secs. Leo Carroll, fresh from a great third place at Bruges in the 25k. followed with 4 min. 38 secs. Terry Harper, a British Orienteering champion worked up to 4 min. 41 secs. and Marathon runner Doug Watson brought the team home in 4 min. 41 secs. for a total time of 18 min. 22 secs. Just to make absolutely certain of the record Ted Isaacs, furious at being left out of the side, ran a fifth leg of 4 min. 41 secs.

There is no doubt that this time can be lowered yet further on a Tartan surface - any takers?

Wirral will possibly attempt the 24 hours "Runners World" relay next Summer and welcome any challengers to an actual race or a Postal competition.

Corrections from Newsletter #2

Ron Franklin (England) kindly points out that one of my results sheets from the European Veterans Championships (Helsinki) was missing. This sheet contained the first section of the Mens 50-54 10000M and the correct results of the three should be:

1. Kotilla 34:20
2. R. Franklin (GB) 34:50
3. A. Viskiri (Fin) 35:?

I. Baldoni was 35;44.8 not 34:44.8

Oh dear! A further correction of Hari Chandra's address as Singapore delegate. 12Y Block 44, Marine Cres. Singapore 1544. Sorry about that.

John Gilmour (Australia - as if anyone didn't know) took part unofficially in the European championships but was, in fact, first finisher in the 60-64 class in all his events. 800M - 2:18.76, 1500M - 4:51.0, 5000M - 16:33.3 a World Record and then 10000M - 34:42.2 another World Record. Since returning home following the World Road Championships in Glasgow John has run a 2:41:30.4 Marathon (5 secs off the only "flat" World record he doesn't hold in his class from 800M up). For good measure however he has also bested Clive Davies's (USA) former 1 hour track record with a new mark of 16Km 732M.

The delegate from Puerto Rico should read: Puerto Rico Masters Association, G. P. O. Box 3123, San Juan, Puerto Rico 00936.

The World Veteran all-time ranking lists

By John Hayward

The publication of veteran ranking lists covering the best performers of 'All Time' will be carried out in sections, for with six age groups being considered in most events there would be over 3000 rankings to look over -- and that is a problem for compiler and reader alike.

London, in 1972, saw the first truly international veterans Track and Field Games. Three years later Toronto staged the first official World (Masters) Veterans Championships in which womens events were included for the first time. Since then there has been staged, at two year intervals, regular Championships in Gothenburg, Hanover and now New Zealand (Christchurch).

Pete Mundle (USA) was the first to take interest in producing statistical information on the older athletes which went into print in a very fine annual publication on Age Records. Then in 1972, John Hayward(GB) compiled ranking lists for a new magazine called Veteris and continued to do so until the end of 1977 when Gys Knoppert (Holland) took over, expanding his work to involve the womens scene. He made the lists fully comprehensive - where as the early Veteris lists were not. The Pole Vault, Hurdles and Steeple Chase being ranked as single 'Open' lists with the over 70s not getting a look in unless they were good enough for the younger groups.

These 'All Time' lists will follow the early Veteris ones, for it is upon them we have to rely for most of the information. As time passes, more comprehensive work will emerge to please all.

THE SPRINTS 100m. 200m. 400m.

Note :- * denotes conversion from 100yds. with .9sec. added
220yds. with .1sec. ddt.
440yds. with .3sec. ddt.

w known to be wind assisted

Electric times have not been given higher ranking over hand times - although hand timing is now known to flatter, compared to the former.

To present information of interest, we have averaged out the top twenty in each group - the results are as follows :-

Note - the first line of averages are from the World All Time Lists which indicate the peak years of life - and a base for 1A comparison.

Cl.	Aver.	Decline	200m	Decline	400m	Decline
Wld.	10.08		20.16		44.62	
1A	10.88	.80 = 8 %	22.49	2.33 = 11 1/2 %	50.64	6.02 = 13 1/2 %
1B	11.23	.35 = 3 1/4 %	23.38	.89 = 4 %	52.59	1.95 = 3 3/4 %
2A	11.69	.46 = 4 %	24.22	.84 = 3 3/4 %	55.19	2.60 = 5 %
2B	12.10	.41 = 4 %	25.13	.91 = 3 3/4 %	57.58	2.39 = 4 1/4 %
3A	12.61	.51 = 4 1/4 %	26.71	1.58 = 6 %	61.80	4.22 = 7 1/4 %
3B	13.35	.74 = 5 1/2 %	28.30	1.59 = 6 %	66.15	4.35 = 7 %

From this analysis it seems that pure speed will drop off about 8% by the time one becomes a veteran, in comparison with younger years. Then - interestingly - speed, allied to stamina, drops more sharply at 200m (11 1/2%) and even more so at 400m (13 1/2%)

Although the difference is not quite so marked in the six veteran classes - on average, the sharper decline is still there, particularly at 400m.

Once one has become a veteran the fall off seems reasonably even at about 4% every five years, until we reach sixty (3A), then it becomes more marked at around 6% every five years. May be with an increase in the ranks of those competing in the older classes, this will not be so obvious.

So why the large percentage difference between the 100m and 400m over ones younger years? With a longer history of veteran competition and proper physiological research the proper answer maybe found - but at the moment my guess is - training for pure speed fitness that is required to race the **short** sprint is always less painful than **training** for the longer events, particularly the 400m. **Training** to race as fast as possible, while rapidly building up an oxygen debt, can be very painful, physically and mentally - as one gets older, nature's mechanism will not allow this severe strain on the body - try as we will, it's a defence mechanism we can't overcome.

J. L. H.



N.S.W. Veterans' Amateur Athletic Club

Founded 1971

(Affiliated to the Amateur Athletic Association of N.S.W.)

41-51 Wentworth Ave.,
Pagewood, N.S.W. - 2019
Phones: 666-8533 - 666-8565

Dear Don,

Could you please publicise an International Veterans Track & Field Meeting in Sydney N.S.W. Australia on Friday 23rd January, 1981 - 5.30 P.M. All Track and Field athletes catered for. Entry Fee - Free. Olymprene Track at the Sydney Athletic Field. Logan H. Irwin,

6
SECRETARY.

100M Men 40-44				100M Men 45-49					
10.7	T. Baker	41	USA	13-09-72	10.8*	T. Baker	46	USA	27-05-78
10.7*	P. Knox	41	USA	11-07-75	11.0*W	P. Knox	45	USA	14-04-79
10.7W	R. Wilden	40	USA	08-08-75	11.1	G. Rhoden	45	JAM	17-06-72
10.8	R. Austin	41	AUS	09-08-77	11.1W	C. Williams	47	GB	11-06-78
10.8	K. Dennis	41	USA	78	11.2	V. Parish	45	USA	12-05-79
10.8	O. Wouters	42	BEL	78	11.2	D. Springbett	46	USA	12-05-79
10.8*	R. Thomas	40	USA	16-06-73	11.2*	R. Stolpe	45	USA	02-07-70
10.8W	D. Smith	40	USA	29-04-72	11.25	L. Riddick	45	USA	28-07-79
10.8*W	L. Riddick	43	USA	19-06-77	11.3	P. Mirkes	49	GER	26-06-77
10 10.9	T. Helminen	42	FIN	79	10 11.3	R. McPherson	48	GUY	08-08-77
10.9W	P. Taylor	44	GB	11-06-78	11.3*	J. Greenwood	49	USA	13-08-75
10.95	K. Schroeder	40	GER	28-07-79	11.3	R. Taylor	45	GB	79
10.9	J. Weaver	40	USA	07-08-76	11.3*	R. Watanabe	45	USA	22-05-72
11.0	G. Lammers	41	GER	47	11.3	M. Newton	45	USA	18-08-79
11.0	V. Parish	41	USA	09-08-75	11.35	M. Sanchezz	47	USA	28-07-79
11.0	E. Burg	41	GER	21-08-76	11.4	D. Marlin	45	USA	28-06-75
11.0*	J. Moon	41	USA	27-05-79	11.4	A. Schuler	48	USA	05-06-76
11.0*W	D. Jackson	40	USA	23-04-72	11.4	D. Reece	49	SW	09-08-77
11.0*W	W. Palmer	41	USA	03-04-76	11.4	H. Strauss	46	GER	09-08-77
20 11.1	A. Blackman	40	GB	12-06-73	20 11.4	M. Brown	45	USA	27-05-79
11.1	M. Brown		USA	09-08-75	11.4*W	T. Vick	46	USA	27-03-76
11.1	W. Crutchfield	40	USA	08-08-77	11.5	A. Juilland	49	USA	17-06-72
11.1	J. Rabie	40	SA	03-09-77	11.5	M. Parker	48	USA	07-08-73
11.1	A. Budd	43	USA	27-05-79	11.5	O. Dawkins	47	USA	14-06-75
11.1	D. Segal	41	USA	28-03-78	11.5*	H. Green	45	USA	05-05-75
11.1	F. Kjer	40	USA	20-05-78	11.5	L. Snelling	47	AUS	09-08-77
11.1	H. Goebel	40	GER	79	11.5	A. Faure	48	VEN	09-08-77
11.1W	G. Waterman	41	USA	27-03-76	11.5	P. Presber	45	USA	23-06-79
11.1W	G. Miller	40	USA	19-08-78	11.5*	B. Messersmith	45	USA	01-04-78
30 11.1*W	P. Presber	41	USA	-8-05-75	30 11.5W	H. Washington	46	USA	05-07-75
11.1W	N. Newton	44	USA	19-08-78	11.6	W. Frederikson	45	USA	26-06-76
11.17	L. Hacker	40	SA	28-07-79	11.6	R. Hoffmann	46	GER	08-08-77
11.2	G. Rhoden	43	JAM	19-06-70	11.6	T. Nasrella	45	USA	24-03-78
11.2	D. Marlin	43	USA	04-05-74	11.6	A. Blackman	46	GB	79
11.2	F. Smith	40	GB	23-06-74	11.6	B. Neumann	49	GER	79
11.2	J. Radke	40	GER	22-05-77	11.6*	D. Rademaker	46	USA	08-08-75
11.2	L. Marien		BEL	23-05-77	11.6W	T. Brooks	46	USA	18-07-71
11.2	R. Valez	40	PRIC	08-08-77	11.7	R. Hochreiter	47	AUS	14-04-73
11.2	R. Temme	41	GER	79	11.7	E. Eden		USA	08-08-77
40 11.2*	W. Palmer	40	USA	75	40 11.7	D. De Vellance	46	USA	25-06-77
					11.7	D. Love	45	USA	22-07-72

100M Men 50-54

	11.4	A. Juilland	50	USA	18-08-73
	11.4*	E. Schuler	51	USA	26-07-78
	11.5	R. Stolpe	50	USA	09-08-75
	11.5*	R. Valentine	52	USA	03-04-76
	11.6	R. Watanabe	50	USA	26-06-76
	11.69	C. McPherson	50	GUY	79
	11.7	S. Stafford	51	USA	19-06-70
	11.7	P. Jordan	54	USA	19-02-72
	11.7	H. Schlegel	50	GER	23-05-76
10	11.7	G. Baas	50	GER	11-09-76
	11.7	J. Greenwood	51	USA	08-08-77
	11.7*	R. McDonald	52	USA	26-03-71
	11.7*	A. Guidet	54	USA	05-08-72
	11.77	P. Mirkes	51	GER	79
	11.79	D. Reece	51	SW	79
	11.8*	H. Green	50	USA	16-06-69
	11.8*	L. Gregory	50	USA	03-04-76
	11.9	R. Roemer	50	USA	05-07-75
	11.9	R. Gray	50	GB	08-08-77
20	11.9	H. Washington	50	USA	18-08-79
	11.9	H. Pfeiffer	50	GER	24-09-77
	11.9*	R. Cooper	53	USA	02-04-71
	11.9*	R. Foutz	50	USA	29-05-71
	11.9*	P. Fetter	51	USA	13-05-72
	11.9*W	W. Ambrose	52	USA	12-03-77
	12.0	K. Marsch	51	GER	13-09-72
	12.0	T. Patsalis	52	USA	27-04-74
	12.0	S. Stein	54	GB	09-08-75
	12.0	R. Bower	51	USA	14-08-75
30	12.0	P. Whittaker	50	GB	07-08-76
	12.0	A. Hill	51	NZ	08-08-77
	12.0*	L. Walczuk	52	USA	03-07-70

100M Men 60-64

	11.8	P. Jordan	61	USA	27-05-78
	12.0*	C. Beaudry	60	USA	12-04-79
	12.3	F. Assmy	62	GER	08-08-77
	12.3	C. Fairey	62	GB	10-09-78
	12.4	P. Duncan	63	CAN	08-08-77
	12.4*W	V. McIntyre	60	USA	25-04-71
	12.6	A. Major	61	USA	22--6-74
	12.6	F. Sjostrand	62	USA	09-08-75
	12.6	Y. Brange	63	SW	11-05-76
10	12.7	O. Schwarz	61	GER	79

100M Men 55-59

	11.5W	B. Hogan	56	AUS	18-12-76
	11.6	P. Jordan	55	USA	01-04-72
	11.6	A. Guidet	56	USA	22-06-74
	11.6*	C. Beaudry	55	USA	10-08-74
	12.0	K. Marsch	56	GER	17-06-77
	12.0	W. Schreiber	55	GER	08-08-77
	12.0	K. Hoppsstadter	55	GER	18-09-77
	12.0*	B. Bowers	55	USA	13-04-74
	12.1	T. Patsalis	55	USA	19-06-77
10	12.2	J. Upham	56	USA	02-07-77
	12.2	S. Stein	56	GB	--8-08-77
	12.3	B. McDonald	55	USA	23-06-73
	12.3	C. Killion	57	USA	28-06-75
	12.3*	J. Alexander	57	USA	23-07-77
	12.3*	K. Jack	57	USA	25-06-78
	12.4	A. Lasch	57	GER	71
	12.4	C. Fairey	57	GB	11-08-74
	12.4	R. Valentine	55	USA	29-07-78
	12.4	B. Hunt	57	USA	24-03-78
20	12.4*	R. Niblock	57	USA	18-07-71
	12.4*	P. Fetter	55	USA	01-04-78
	12.4*W	J. Vernon	58	USA	26-04-75
	12.44	J. Ubarri	55	PR	79
	12.5	H. Wurms tadt	56	GER	79
	12.5*	N. Orrmins	54	USA	05-07-74
	12.6	N. Heard	56	USA	22-07-74
	12.6	J. Humback	58	GER	19-05-77
	12.6	A. Eldnes	58	NOR	08-08-77
	12.6	W. Nasaktschuk	57	GER	79
30	12.67	B. Cooper	55	USA	79

	12.7	W. Rennschuh	61	GER	79
	12.8	R. Niblock	60	USA	06-04-74
	12.8	E. Edwards	60	USA	06-04-74
	12.8	C. Killion	60	USA	17-06-78
	12.8	A. Eldnes	60	NOR	79
	12.9	H. Schmidt	61	GER	71
	12.9	H. Koppel	64	USA	27-05-78
	12.9*	F. White	62	USA	14-06-75
	13.0	J. Williams	63	GB	13-09-72
20	13.0	C. Dillon	60	CAN	02-07-76
	13.0	A. Guidet	60	USA	24-06-78
	13.0	A. Guidet	60	USA	24-06-78

100M Men 65+

	12.8	Y. Brange	65	SW	10-05-78
	13.0	J. Williams	65	GB	10-08-75
	13.0	H. Koppel	65	USA	17-06-78
	13.0	W. Rumig	65	GER	79
	13.0*W	K. Carmine	65	USA	17-06-73
	13.2	O. Granas	65	NOR	09-08-77
	13.2*	F. White	65	USA	27-05-78
	13.3	V. McIntyre	65	USA	26-06-76
	13.3	R. Nordhausen	67	GER	20-08-78
10	13.3	R. Reckwardt	66	GER	79
	13.3	J. Satti	65	USA	12-05-79
	13.3*W	J. Caruso	65	USA	07-06-75
	13.4	F. Reid	69	USA	08-07-78
	13.5	A. Castro	68	USA	09-08-77
	13.5	A. Brhlik	67	CZE	09-08-77
	13.5	H. Gehm	65	GER	09-08-77
	13.82	G. Hara	67	BRAZ	79
	13.9	J. Packard	73	USA	09-08-77
	13.9	V. Soukas		FIN	79

200M Men 40-44

	21.9	R. Austin	40	AUS	10-08-77
	22.2	R. Taylor	41	GB	20-06-75
	22.2*	T. Baker	42	USA	13-07-74
	22.3	D. Smith	40	USA	02-07-72
	22.3	R. Thomas	42	USA	10-08-75
	22.3	W. Fischer	41	GER	21-05-77
	22.3*	J. Weaver	40	USA	22-08-76
	22.4W	K. Dennis	41	USA	25-06-78
10	22.6	R. Presber	42	USA	10-08-75
	22.6	L. Marien		BEL	16-07-77
	22.6*	C. Bertrand	41	USA	19-07-78
	22.6	M. Hacker	41	SA	79
	22.62	B. Bianchi	40	IT	79
	22.7	M. Garbisch	40	GER	16-08-75
	22.7	J. Radke	40	GER	26-05-77
	22.7	E. Burg	41	GER	11-06-77
	22.7	L. Riddick	43	USA	19-06-77
	22.7	G. Miller	40	USA	03-09-78
	22.7*	F. Kjer	40	USA	30-04-78
20	22.7	J. Rabie	43	SA	79
	22.7*W	J. Lingel	42	USA	09-03-74
	22.7*W	P. Knox	43	USA	28-06-77
	22.8*	P. Whittaker	40	GB	19-06-66
	22.8	O. Wouters	41	BEL	12-08-77
	22.8W	H. Bruhner	44	USA	18-06-77
	22.9	G. Rhoden	44	JAM	20-06-71
	22.9	A. Blackman	40	GB	01-08-73

200M Men 40-44 (cont'd)

	22.9	F. Smith	41	GB	10-08-75
	22.9	D. Segal	40	USA	14-05-77
30	22.9	M. Newton	44	USA	06-05-78
	22.9	J. Moon	41	USA	23-06-79
	22.95	T. Helminen	42	FIN	79
	22.99	G. Mathe	41	RHO	79
	23.0	D. Jackson		USA	04-06-72
	23.0	A. Budd	41	USA	13-06-76
	23.0	B. Lida	40	USA	23-07-77
	23.0	R. Diaz-Velez	40	PRI	10-08-77
	23.0	R. Adams		USA	10-08-77
	23.0	W. Schallau	40	GER	78
40	23.0	G. Wodarz	41	GER	79

200M Men 45-49

	22.3	G. Rhoden	45	JAM	02-07-72
	22.8	C. Williams	47	GB	10-07-78
	22.9	R. Stolpe	45	USA	20-06-70
	23.1	J. Greenwood	46	USA	14-09-72
	23.1	R. McPherson	48	GUY	09-08-77
	23.1	T. Baker	46	USA	27-05-78
	23.2W	A. Blackman	46	GB	79
	23.36	L. Riddick	45	USA	29-07-79
10	23.5	B. Naumann	48	GER	78
	23.6	A. Juilland	49	USA	04-06-72
	23.6	D. Love	45	USA	21-08-72
	23.6	O. Dawkins	47	USA	10-08-75
	23.63	V. Thorlaksson	45	ICE	30-07-79
	23.65	M. Sanchez	47	USA	31-07-79
	23.68	M. Newton	45	USA	31-07-79
	23.68	F. Smith	45	GB	31-07-79
	23.7	M. Parker	47	USA	02-05-73
	23.7	L. Snelling	46	AUS	18-04-76
	23.7	P. Pearson	46	AUS	79
20	23.7	M. Grujic	46	SA	79
	23.8	T. Rademaker	47	USA	02-07-72
	23.8	P. Whittaker	46	GB	14-09-72
	23.8	D. Cheek	45	USA	10-08-75
	23.8	W. Frederikson	45	USA	27-06-76
	23.8	A. Faure	48	VEN	09-08-77
	23.8	B. Messersmith	45	USA	25-03-78
	23.8	B. Sprinbett		USA	78
	23.8	M. Garbisch	45	GER	31-07-79
	23.9	B. Watanabe	45	USA	22-05-71
30	23.9	T. Vick	46	USA	27-06-76

200M Men 45-49 (cont'd)

Table with 5 columns: Rank, Name, Age, Country, Date. Includes athletes like H. Bruhner, P. Knox, T. Nasrella, P. Presber, R. Marlin, M. Brown, V. Parish, H. Washington, N. Giaquinto, B. Chapman.

200M Men 50-54

Table with 5 columns: Rank, Name, Age, Country, Date. Includes athletes like J. Greenwood, P. Jordan, A. Juilland, P. Whittaker, R. Stolpe, G. Baas, C. McPherson, R. Valentine, W. Roux, H. Schlegel, A. Guidet, P. Higgins, B. Wantanabe, W. Selzer, A. Findeli, D. Reece, V. Bartle, E. Schuler, O. Dawkins, R. Hochreiter.

Table with 5 columns: Rank, Name, Age, Country, Date. Includes athletes like S. Stein, R. Roemer, W. Ambrose, A. Hill, H. Gels, R. McDonald, R. Foutz, P. Fetter, K. Marsch, B. Clark, A. Smit.

200M Men 55-59

Table with 5 columns: Rank, Name, Age, Country, Date. Includes athletes like A. Guidet, C. Beaudry, P. Jordan, B. Hogan, K. Hoppstadter, R. Valentine, R. Cooper, J. Alexander, W. Schreiber, J. Upham, S. Stein, K. Jack, J. Ubarri, A. Bowers, R. Morcom, G. Lindblatt, B. Hunt, R. Niblock, B. McDonald, S. Hough, W. Nasartschuk, E. Kleinmann, C. Boyd, P. Fetter, T. Syversen, L. Batt, C. Fairey, G. Brezzi, A. Eldness, J. Tennant.

200M Men 60-64

Table with 5 columns: Rank, Name, Age, Country, Date. Includes athletes like P. Jordan, F. Sjostrand, F. Assmy, Y. Brange, P. Duncan, C. Fairey, V. McIntyre, W. Armstrong, A. Guidet, C. Killion, C. Dillon, A. Eldnes.

200M Men 60-64 (cont'd)

Table with 5 columns: Rank, Name, Age, Country, Date. Includes athletes like W. Muller, R. Niblock, A. Schwarz, G. Braceland, J. Williams, L. Batt, F. White, V. Turk, H. Fairbank, W. Rennschuh.

200M Men 65+

Table with 5 columns: Rank, Name, Age, Country, Date. Includes athletes like Y. Brange, H. Koppel, J. Satti, J. Williams, V. McIntyre, K. Carnine, F. White, W. Rumig, V. Soukas, A. Puglizevich, C. Hills, R. Lacey, A. Castro, O. Granas, H. Schneider, J. Dengler, R. Heppt, W. Bergren, J. Packhard, C. Klein, G. Hara, E. Salminen.

400M Men 40-44

Table with 5 columns: Rank, Name, Age, Country, Date. Includes athletes like N. Clough, I. Bianchi, J. Dixon, L. Hacker, G. LeRoy, T. Blue, K. Mainka, R. Austin, M. Garbish, G. Mathe.

400M Men 40-44 (cont'd)

Table with 5 columns: Rank, Name, Age, Country, Date. Includes athletes like G. Miller, F. Kjer, F. Smith, R. Anderson, R. Adams, J. Sanders, K. Whittaker, J. Lingell, W. Kalbermatten, R. Thomas, Fröhner, W. Morgan, M. Grujic, E. Billups, M. Newton, L. Colbert, K. Konoiko, H. Wodarz, W. Schallau, C. Wooton, R. Daborn, W. Scheidt, J. Valles, C. McKinney, B. Fitzgerald, M. Clark, R. Taylor, B. Lida, L. Marien, E. Hammer, J. Radtke.

400M Men 45-49

Table with 5 columns: Rank, Name, Age, Country, Date. Includes athletes like R. Stolpe, C. Williams, J. Greenwood, M. Grujic, J. Hesselberg, B. Fitzgerald, B. Neumann, D. Cheek, M. Garbish, M. Parker, H. Bruhner, S. Brooks, L. Snelling, F. Smith, L. Riddick.

400M Men 45-49 (cont'd)

53.2	B. Messersmith	45	USA	01-04-78
53.2*	R. Sieben	45	USA	24-06-72
53.3	H. Chandra	46	SING	15-08-75
20 53.4	O. Dawkins	45	USA	06-07-73
53.5	K. Whittaker	45	GB	08-08-76
53.6	H. Hitt		USA	08-07-78
53.7	G. Putterbaugh	45	USA	04-07-70
53.7	F. Vsvuuren		SA	79
53.9	O. Morris		TRIN	10-08-77
53.93	P. Pearson		AUS	78
54.2	H. Washington	45	USA	06-07-74
54.2	N. Windred	46	AUS	23-11-74
54.3	T. Warnes	45	NOR	79
30 54.41	B. Parnaby	46	GB	01-08-79
54.5	M. Parker	47	USA	06-07-74
54.5	T. Connolly	47	USA	08-07-78
54.6	E. Blackler	45	GB	78
54.7	R. Enders		USA	79
54.8	T. Nasrella	45	USA	03-09-77
54.8	W. Wood		USA	78
54.8	P. Rantanen		FIN	79
54.9	S. Thompson	47	USA	08-08-75
55.0	R. Willis		USA	26-05-77
40 55.0	J. Julien		FRA	78
55.0	D. Folkes		GB	78

400M Men 50-54

52.28	P. Higgins	50	GB	01-08-79
52.9	J. Greenwood	51	USA	10-08-77
54.3	R. Valentine	53	USA	19-06-77
54.5	G. Bass	51	GER	10-08-77
54.6	R. Stolpe	50	USA	09-08-75
54.68	O. Dawkins	51	USA	79
54.88	M. Fischer		GER	01-08-79
54.9	D. Smith	51	USA	10-08-77
55.0	R. McRea	50	AUS	29-03-75
10 55.2	R. Sieben	50	USA	03-09-77
55.3	R. Aust	51	AUS	11-08-77
55.30	A. Smit		HOL	31-07-79
55.6	S. Brooks		GB	15-07-78
56.0	H. Schlegel	50	GER	
56.3	D. Jackson		USA	08-07-78
56.4*	G. Putterbaugh	51	USA	15-05-76
56.4	E. Gallagher	50	GB	11-08-77
56.4	R. Stephens		AUS	78
56.4	J. Farrar	53	GB	78
20 56.5	W. Knuppel		USA	04-07-70

400M Men 50-54 (cont'd)

56.5	R. Gordon	53	USA	14-08-71
56.5	K. Upham	52	USA	07-07-73
56.5	R. Roemer	51	USA	04-07-76
56.6	W. Roux		SA	79
56.7	H. Washington	50	USA	21-05-79
56.8	G. Harte	51	USA	04-09-77
56.8	N. Baum		CAN	78
56.8	H. Meiselbach		AUS	31-07-79
57.1	B. Fitzgerald	50	USA	01-05-76
30 57.01	V. Bartl		SW	31.07-79
57.2	I. Steedman	51	GB	79

400M Men 55-59


54.56	R. Valentine	55	USA	09-06-79
55.9	C. Beaudry	55	USA	18-08-74
56.1*	A. Guidet	57	USA	17-05-75
56.8	B. McDonald	56	USA	06-07-74
57.2	J. Upham	56	USA	02-07-77
57.3*	R. Gordon	55	USA	10-06-73
57.3	R. Morcom	56	USA	11-08-77
57.5	R. Niblock	56	USA	05-70
57.56	A. Dindelli	55	FRA	78
10 57.6*	E. Halpin	55	USA	14-04-73
57.7	R. Hunt	56	USA	14-05-77
57.8	K. Eriksen	55	NOR	15-08-75
58.1*	W. Bowers	55	USA	17-05-75
58.23	G. Lindblad	55	SW	01-08-79
58.5	L. Batt	59	GB	28-08-72
58.6	C. Smith	56	USA	12-04-75
58-6	A. Huggins	56	GB	11-08-77
58.8	F. Sjostrand	59	USA	12-08-72
58.9	A. Eldnes		NOR	11-08-77
20 58.9	J. Alexander	59	USA	07-07-79
59.28	T. Vikman		FIN	31-07-79
59.3	J. Gurruchaga	55	SPA	11-08-77
59.93	L. Lindblom	57	SW	78
60.03	W. Buchanan		USA	31-07-79
60.2	H. Fairbank		USA	11-08-77
60.6	T. Haugan	59	NOR	79
60.9	R. Payne		AUS	78
60.9	B. Parkinson		GB	79
61.24	R. Spencer	56	USA	01-08-79
30 61.29	P. Munn	56	GB	01-08-79

400M Men 60-64

59.1	R. Niblock	60	USA	06-07-74
59.4	R. Gordon	60	USA	08-07-78
59.7	F. Sjostrand	62	USA	08-08-75
60.1	A. Eldnes	60	NOR	79
61.2	L. Batt	61	GB	16-06-74
61.2	J. Stevens	61	AUS	78
61.3	F. Assmy	64	GER	01-08-79
61.4	J. Satti	60	USA	06-07-74
61.9	V. McIntyre	60	USA	25-05-71
10 62.2*	B. Deacon	63	USA	78
62.2	A. Guidet	60	USA	78
62.2	E. Toivenen		FIN	79
62.4	H. Fairbank	60	USA	05-05-79
62.53	J. Stensrud	60	NOR	01-08-79
62.8	G. Bracelrud	60	USA	29-06-74
62.92	W. Muehler	63	GER	78
63.10	C. Killion	61	USA	31-07-79
63.4	G. Buck		AUS	17-04-76
63.4	A. Smith	62	AUS	11-08-77
20 63.6	F. Finger	64	USA	05-05-79

400M Men 65+

63.19	Y. Brange	66	SWI	01-08-79
63.4	E. Salminen		FIN	79
63.88	H. Koppel	66	USA	79
64.6	J. Packard	73	USA	10-08-77
65.1	C. Kline	65	USA	10-08-77
65.4	L. Batt	65	GB	79
65.44	W. Stubbings		AUS	31-07-79
65.53	J. Satti	65	USA	21-07-79
65.6	K. Carnine	65	USA	23-06-73
10 65.8	M. Jenkinson	66	USA	08-08-75
66.1	S. Madden	65	USA	07-07-73
66.7	R. Lacey	67	USA	19-06-77
66.8	C. Beach	66	USA	11-06-78
66.9	M. Shine	66	USA	05-07-75
67.2	H. Chapson	71	USA	23-06-74
67.7	B. Andberg	65	USA	10-07-76
68.2	C. Hills	65	USA	24-06-77
68.32	B. Deacon	66	USA	02-07-77
68.59	L. Rolls	68	GB	31-07-79
20 68.7	R. Bredenbeck	65	USA	18-07-71



Roger Robinson, 41, of New Zealand, one of the top masters distance runners in the world, ran a dazzling series of races in 1980. He won the World Veterans 10k championship in Glasgow, Scotland; then won the Brooks 20k run in Indiania in 1:04:10; then defeated America's finest masters in the Brooks 15k in Washington in 47:23; then was 1st. 40+ finisher in the New York Marathon in 2:22:12. Each of his performances would be a U.S. 40+ record were he a U.S. citizen. Robinson now heads back to New Zealand to defend his world veterans 10k crown.

50-Year-Old Dutchman Sets World Mark Of 2:22 In Nike/OTC Marathon

by Tom Sturak

EUGENE, OREGON, September 7. Fifty-year-old Piet van Alphen of the Netherlands placed 41st among 814 finishers at the tenth annual NIKE/Oregon Track Club Marathon with a stunning 2:22:49.

3000 View Pan-American Championships

by Robert Fine

SAN JUAN, PUERTO RICO, Sept 1. The best adjective to describe the first official Pan American Championships for Masters is "joyous".

I've attended and participated in every international Championship held within the Masters' program. This meet, by far, was the most fun. The reason was simply the dedication, charm and friendliness of the Puerto Rican people. Starting with a cocktail party the night before the meet, which the Governor of the Island and the Mayor of San Juan attended, through the banquet three days later, there pervaded a genuine concern for the athletes and the true spirit of sportsmanship.

It would take me months to accept all of the invitations I received from my "competitors". The embraces at the end of each event were real. We performed before up to three thousand spectators. They cheered all of the athletes with special emphasis for those that finished last.

The opening ceremonies consisted of a placard display utilizing hundreds of youngsters. There followed a marching band, a parade of the athletes, not by countries, just as a group.

The closing ceremonies consisted of the same athletes appearing before the crowd with both groups applauding each other. Then the athletes mingled with each other, shook hands or embraced. To me, this is what sports should be all about.

Van Alphen's time lowers Canadian Art Taylor's age-50 best of 2:27:17 and breaks the 50-54 age-group world mark of 2:25:19 set in 1972 by Sweden's great Erik Ostbye. The World Masters 45-49 Marathon Champion in 1977, '78, and '79, Van Alphen also owns the age-48 mark of 2:22:40 PR.

Dick Quax, 32, won this year's NIKE/OTC in 2:10:47, breaking his own New Zealand national record. Fellow Kiwi, Lorraine Moller, 25, also broke her own national mark with a scintillating 2:31:40 (equal fourth-fastest ever). But in the opinion of knowledgeable observers—including 40-49 winner John Brennand, 44, of Santa Barbara—Van Alphen's record-breaking run was the outstanding individual performance.

The facilities were excellent, with a 400 meter main track and a 200 meter practice track. The stadium is near the ocean. The meet started in the late afternoon but the temperature on the track was over 90 degrees. When the sun went down it cooled considerably and was quite pleasant. The performances were quite good considering the heat and the fact that most athletes competed in two or more events.

Our Latin-American friends have shown substantial improvement. The Puerto Rican program is a good example. It started when Ruben Diaz, a sprinter, and Miguel Veve, a pole vaulter, came to New York to compete in the Masters Sports Association's 1978 Outdoor Championships. They asked me for suggestions about starting a Masters' program and I was glad to give them some ideas. I was pleasantly surprised when, a year later, I was invited to participate in the First Puerto Rican Masters Championships. They had over 200 competitors from all over the island. There were no women or race walkers. The population of the island is under three million so that the initial turnout was outstanding. With a few exceptions, the level of performance was not exceptional. In one year, the membership in the Puerto Rican Masters has grown to 400 and the performance level has improved better than anyone expected. In addition, women are taking an active part and they have athletes in all events. The outstanding example of the improvement in their program is Willie Diaz, 40-44, who was voted the outstanding male competitor. Willie won the 100 (11.15); 200 (23.42); and, 400 (52.91) while anchoring the Puerto Rican team to victory in the 4 x 400 relay. Fifteen months ago the only sport Willie was involved in was going to the horse

Appearing fresh at the end, the diminutive Dutchman finished nearly six minutes ahead of Brennand, who clocked a near-PR 2:28:46. Van Alphen not only obliterated Alex Ratelle's over-50 course record of 2:35:24, but also cut 1:38 off Jack Foster's over-40 mark of 2:24:27.

races. Willie was never involved in competitive sports before the age of 40. In just fifteen months he has become an international quality athlete.

Chris McKenzie, 48, of the New York Masters, received the Outstanding Female Competitor's Award. Chris won all five of her events: 100 (14.05); 200 (31.58); 400 (70.89); 800 (2:36.7); 1500 (5:26.3).

Gilberto Gonzalez-Julia, 67, received a third award for his athletic ability (he won seven events, setting records in most of them) and for his contribution to the development of the program. Gilberto was the individual most responsible for the Championships.

It was a wonderful experience, with the best part of it being that the government and the Puerto Rican Masters wish to sponsor more meets in the future. The meet was fully televised with cassette tapes to be made available. The newspapers gave extensive coverage.

In this newsletter you will read of two separate Pan American Masters track and field championships this year. One of these, the California meet, has taken place four years in a row without the sanction of the Veterans North American Council. The other, the Puerto Rico meet, came through its initial staging this year with flying colour. It had been sanctioned by the N.A.C. We hope that these meets can be sorted out for the future but since they both important and successful efforts we report both.



1ST PAN AMERICAN TRACK AND FIELD MASTERS CHAMPIONSHIPS SAN JUAN, PUERTO RICO — 1980

100 METROS
FINAL - VARONES

Categoría 55-59
Final

Competidor	País	Tiempo
José Ubarri	P. R.	11.79
Rudolph Valentine	U.S.A.	12.34
Pablito Márquez	Venezuela	13.26
Don Hall	U.S.A.	13.71
David Rohena Domenech	P. R.	13.86
Angel F. Rivera	P. R.	13.92
Antonio Otoniel	Col.	14.73

Categoría 60-64

Roberto Higuera Gil	Mexico	12.86
Marín León	Venezuela	13.52
Julio Rosario	P. R.	13.81
Bill Morales	U.S.A.	13.99
Don Corbin	U.S.A.	18.02

Categoría 65-69

Gilberto González Juliá	P. R.	13.32
Genzo Hara	Brazil	13.68
Shin-Etsu-Kikuchi	Brazil	13.76
Amalio Reyes	P. R.	15.89

Categoría 70-74

Warren M. Pike	U.S.A.	15.92
Anthony Rosa	P. R.	17.44

Categoría 40-44

Final

Willie Díaz	P. R.	11.15
Herbert Robertson	Venezuela	12.10
Raúl Díaz	P. R.	12.44
Pedro Medina	P. R.	12.40

Categoría 45-49

Matt Brown	U.S.A.	11.43
Lloyd Riddick	U.S.A.	11.46
W. Jackson	T. Tobago	11.59
Clifford Pauling	U.S.A.	12.06
Francisco Chávez	México	12.37
Rogelio López	Venezuela	12.40
Luis Guzmán	Venezuela	12.73
Rudy Clarence	U.S.A.	13.12

Categoría 50-54

Bert Lancaster	U.S.A.	11.40
Andrews Faure	Venezuela	11.63
Edmund Schuler	U.S.A.	11.93
Oswald Dawkins	U.S.A.	12.01
Harold T. Green	U.S.A.	12.14
Néstor Muñoz	P. R.	13.06
Roberto Schmidt	P. R.	13.75

200 METROS

Categoría 40-44

Competidor	País	Tiempo
Willie Díaz	P. R.	23.42
Herbert Robertson	Venezuela	25.07
Pedro Medina	Col.	26.26
Raúl Díaz	P. R.	26.26

Categoría 45-49

Lloyd Riddick	U.S.A.	23.44
Matt Brown	U.S.A.	23.58
Ovidio de Jesús	P. R.	24.08
Clifford Pauling	U.S.A.	24.61
Francisco Chavez	Mexico	25.32
Luis Guzmán	Venezuela	25.96
Ernesto Pérez	P. R.	26.40

Categoría 50-54

Bert Lancaster	U.S.A.	23.86
Andrews Faure	Venezuela	24.51
Oswald Dawkins	U.S.A.	25.21
Harold T. Green	U.S.A.	25.56
Pablo Ríos Aponte	P. R.	26.52
Kelsey Brown	U.S.A.	27.32
José Hernández	Col.	42.10

Categoría 55-59

José Luis Ubarri	P. R.	24.72
Rudolph Valentine	U.S.A.	25.69
Thomas Clayton	U.S.A.	28.11
Pablito Márquez	Venezuela	29.49
Don Hall	U.S.A.	29.71

Categoría 60-64

Roberto Higuera	Mexico	27.61
Marín León	Venezuela	28.69
Julio Rosado	P. R.	29.68
Bill Morales	U.S.A.	30.23
David Lawyer	U.S.A.	No Par

Categoría 65-69

E. Kikuchi	Brazil	28.84
Gilberto González-Juliá	Puerto Rico	29.02
G. Hara	Brazil	29.42

Categoría 70-74

Warren M. Pike	U.S.A.	33.89
Anthony Rosa Vázquez	P. R.	37.19

Categoría 75 ó más

Konrad Boas	U.S.A.	34.83
-------------	--------	-------

400 METROS

Categoría 40-44

Willie Díaz	P. R.	52.91
Herbert Robertson	Venezuela	54.78
José Andino	P. R.	55.40
Carlos Aponte	P. R.	56.69
Guillermo Escobedo	Mexico	56.67
Ali Rivera Vargas	P. R.	1:04.15

Categoría 45-49

Ovidio de Jesús	P. R.	53:37
Clifford Pauling	U.S.A.	54.41
Luis Guzmán	P. R.	57.47
Ernesto Pérez	P. R.	59.05
Gonzalo Combas	P. R.	1:05.04
Rudy Clarence	U.S.A.	1:07.36

Categoría 50-54

Bert Lancaster	U.S.A.	56.44
Oswald Dawkins	U.S.A.	56.94
Kelsie Brown	U.S.A.	57.51
Oswald Morris	T. Tobago	58.77
Louis Beadle	U.S.A.	59.48
Earl Downey	U.S.A.	1:03.40
Guillermo Manrique	México	1:03.77

Categoría 55-59

Thomas Clayton	U.S.A.	1:03.88
Francisco Moya	P. R.	1:07.50
Humberto Irizarry	P. R.	1:20.08

Categoría 60-64

Julio Rosario	P. R.	1:15.00
Carl Zayas	U.S.A.	1:22.22
Humberto Caballero	P. R.	1:52.89
David Lawyer	U.S.A.	

Categoría 65-69

Shin-Etsu-Kikuchi	Brazil	1:10.60
-------------------	--------	---------

Categoría 70-74

Pedro E. Torres	Colombia	1:23.09
Anthony Rosa Vázquez	P. R.	1:26.93
Ricardo Collazo	Colombia	1:33.93
Ramón Cordero	P. R.	1:34.63
Paul Fairbank	U.S.A.	

800 METROS

Categoría 40-44

Competidor	País	Tiempo
Guillermo Escobedo	Mexico	2:08.25
Víctor Meléndez	Colombia	2:13.0
Juan Rivera	P. R.	2:19.09
Roberto Bonilla	P. R.	2:23.69
Isidro Ortiz	P. R.	2:24.00
José M. Pérez	P. R.	2:26
Fortino Delgado	Mexico	2:26
Ramón O. Díaz	Colombia	2:27
Miguel Vando	P. R.	2:48

800 METROS (Cont.)

1,500 METROS (Cont.)

Categoría 45-49

Clifford Pauling	U.S.A.	2:07.31
José Aponte	P. R.	2:16.21
Ernesto Pérez	P. R.	2:18.76
José M. Aristizabal	Colombia	2:19.03
S. Cruz	Mexico	2:20.5
Luis G. Chavez	Colombia	2:22.88
Manuel Laborite	Venezuela	2:56.85
Jesús Noguey	Mexico	3:36.83

Categoría 50-54

Kelsey Brown	U.S.A.	2:11.57
Oswald Morris	T. Tobago	2:21.52
Louis Beadle	U.S.A.	2:27.93
Luis Arroyo Vélez	P. R.	2:40.42
Orlando Alvarez	P. R.	2:46.07

Categoría 40-44

Luis J. Luna	Colombia	4:15.8
Cristóbal Torres	P. R.	4:29.8
G. Escobedo	Mexico	4:30.56
Víctor Meléndez	P. R.	4:30.58
Carlos Aponte	P. R.	4:37.80
Juan Rivera	P. R.	4:59
F. Delgado	Mexico	5:01
José Briceño	Venezuela	5:09
Ramón O. Díaz	Colombia	5:12
Miguel Sáez	P. R.	5:14

Categoría 55-59

Francisco Moya	P. R.	2:28.58
Renato de la Torre	Venezuela	2:29.82
Manuel Nieto	Colombia	2:31.77
Héctor Darío Pérez	P. R.	3:35.15
Jack Rice	U.S.A.	No compete
Don Corbin	U.S.A.	3:03.23

Categoría 60-64Categoría 70-74

Pedro E. Torres	Colombia	3:10.57
R. Collazo	Colombia	3:27.13
Ramón Cordero	P. R.	3:45.55

Categoría 45-49

Clifford Pauling	U.S.A.	4:37.1
José M. Aristizabal	Colombia	4:38.4
Luis G. Chávez	Colombia	5:00.6
José R. Velázquez	P. R.	6:20.9
Manuel Pradera	P. R.	6:28.9

Categoría 50-54

Kelsey Brown	U.S.A.	4:38.5
Oswald Morris	T. Tobago	5:16.9
Raymond Báez	P. R.	5:28.0
Luis Arroyo	P. R.	5:54.0

18

Categoría 55-59

Competidor	País	Tiempo
Renato La Torre	Venezuela	5:18.5
Manuel Nieto	Colombia	5:20.7
Héctor Darío Pérez	P. R.	5:32.0
José Raúl Alonso	P. R.	5:53.0

Categoría 60-64

Don Corbin	P. R.	6:28.0
------------	-------	--------

3,000 METROS STEEPLCHASECategoría 40-44

Luis J. Luna	Colombia	10:16.1
José M. Pérez	P. R.	11:59.1
Miguel Sáez Ortiz	P. R.	12:55.9

Categoría 40-44

Mario Pérez	México	15:37.1
Lew R. Faxón	U.S.A.	16:25.2
Miguel A. Ruiz	Venezuela	17:24
Angel Pagán	P. R.	19:00
Juan Rivera	P. R.	19:13
Rafael Salazar	Venezuela	21:24
Norberto Ortiz	P. R.	21:42
Manuel González	P. R.	23:46

Categoría 55-59

Manuel Nieto	Colombia	20:33
José Raúl Alonso	P. R.	22:05

Categoría 65-69

Francisco Solario	Mexico	5:58
-------------------	--------	------

Categoría 70-74

Pedro E. Torres	Colombia	6:29.0
R. Collazo	Colombia	7:24.0
Ramón Cordero Vilá	P. R.	8:31.0

Categoría 45-49

Stanley Jones	P. R.	14:06.0
---------------	-------	---------

Categoría 50-54

Luis H. Torres	P. R.	12:28.0
----------------	-------	---------

5,000 METROSCategoría 45-49

José M. Aristizabal	Colombia	17:43.5
Luis G. Chavez	Colombia	19:03.3
Robert Fine	U.S.A.	19:08.4
Víctor Pérez	P. R.	19:23

Categoría 50-54

Luis H. Torres	P. R.	17:37.0
Gregorio Angulo	P. R.	18:46.6
José L. Alonso	P. R.	19:22
Lewis King	U.S.A.	23:15

Categoría 60-64

Don Colvin	P. R.	23:27
Eliseo Hernández	Mexico	23:31

19

5,000 METROS (Cont.)

<u>Categoría 65-69</u>			<u>Categoría 70-74</u>		
Francisco Solario	Mexico	21:41	Ricardo Collazo	Colombia	28:03
Domingo Padilla	P. R.	26:24			

10,000 METROS

<u>Categoría 40-44</u>			<u>Categoría 50-54</u>		
M. Pérez	México	31:07.03	Arthur Taylor	Canada	33:47.01
Nicolás Rivas	P. R.	36:34.00	Luis H. Torres	P. R.	35:08.00
Ashton Layne	Guyana	37:40.00	Gonzalo Marrufo	Venezuela	43:36.00
Angel Pagán	P. R.	40:37.00	Lewis King	U.S.A.	47:16.00
Rafael Salazar	Venezuela	43:20.00			

<u>Categoría 55-59</u>		
Edward Craig	Haití	46:06.00
Eurípides Galindo	P. R.	46:58.00
A. M. González	P. R.	1:03:36.00

<u>Categoría 45-49</u>			<u>Categoría 60-64</u>		
Robert Fine	U.S.A.	39:37.00	Eliseo Hernández	Mexico	46.40
Stanley Jones	P. R.	40:24.00			

110 METROS CON VALLAS (HURDLES)

<u>Categoría 40-44</u>			<u>Categoría 55-59</u>		
Alvin Henry	U.S.A.	15.43	Francisco Solano	México	45.33
James O'Hara	U.S.A.	16.40	Domingo Padilla	P. R.	51.20
Rocky Peña	P. R.	21.42			

<u>Categoría 45-49</u>			<u>Categoría 65-69</u>		
David Pérez Jackson	U.S.A.	15.72	G. González Juliá	P. R.	20.79
Phil Mulkey	U.S.A.	17.20			

<u>Categoría 50-54</u>		
Luis Cano Gandía	P. R.	18.15
Víctor Claimont	V. Islands	19.44

20

400 METROS CON VALLAS

<u>Categoría 40-44</u>			<u>Categoría 55-59</u>		
Amadeo Villanueva	P. R.	1:16.34	Rudolph Valentine	U.S.A.	1:03.85
			Raymond Spencer	U.S.A.	1:09.30
			Francisco Moya	P. R.	1:11.96
			Thomas Clayton	U.S.A.	1:14.57

<u>Categoría 45-49</u>			<u>Categoría 65-69</u>		
Matt Brown	U.S.A.	1:03.14	Gilberto González	P. R.	1:31.22
Rogelio López	Venezuela	1:10.50			
Felipe Nery Colón	P. R.	1:18.22			

<u>Categoría 50-54</u>			<u>P E S A (SHOT)</u>		
Harold T. Green	U.S.A.	1:06.15			
Luis Cano Gandía	P. R.	1:07.87			

<u>Categoría 40-44</u>			<u>Categoría 55-59</u>		
Carl H. Klehm	U.S.A.	11.79	Eugene Hemphill	P. R.	9.74
Jack Goldstein	U.S.A.	11.76	J. Walker Pierson	U.S.A.	8.86
Aníbal Rosario	P. R.	11.58			
M. A. Polanco	P. R.	10.69			
Pedro Pérez	P. R.	9.32			

<u>Categoría 45-49</u>			<u>Categoría 60-64</u>		
J. M. Torres	P. R.	8.58	Juan Santana	P. R.	11.44
Armando Pietri	P. R.	8.42	Aníbal Torres	P. R.	10.90
Charles L. Rivera	P. R.	7.99	A. Littlejohn	U.S.A.	7.98

<u>Categoría 65-69</u>		
Dagoberto González	P. R.	12.79
Phil Mulkey	U.S.A.	11.20
Teodoro Ortiz	P. R.	8.43

<u>Categoría 70-74</u>		
Warren M. Pike	U.S.A.	9.61

<u>Categoría 75 ó</u>		
Eugenio Guerra	P. R.	7.85

21

D I S C O

<u>Categoría 40-44</u>			<u>Categoría 55-59</u>		
Carl Klehm	U.S.A.	35.00	Manuel Seaone	P. R.	24.14
Aníbal Rosario	P. R.	33.58	Eugene Hemphill	P. R.	22.18
Néstor Rivera	P. R.	32.36	Don Hall	U.S.A.	21.64
Enrique Martínó	P. R.	29.34			
Miguel Polanco	P. R.	29.26	<u>Categoría 60-64</u>		
Jack Goldstein	U.S.A.	29.14	Bill Morales	U.S.A.	35.64
Pedro Pérez	P. R.	28.28	José Delgado	P. R.	31.34
José M. Toro	P. R.	20.80	Aníbal Torres	P. R.	27.02

<u>Categoría 45-49</u>			<u>Categoría 65-69</u>		
Dagoberto González	P. R.	47.64	Gilberto González Juliá	P. R.	34.28
Phil Mulkey	U.S.A.	33.00	José Antonio Figueroa	P. R.	32.66
Angel González	P. R.	20.56	Roberto Schanzle	U.S.A.	25.28
Felipe Nery	P. R.		<u>Categoría 70-74</u>		
			Warren M. Pike	U.S.A.	25.42
<u>Categoría 50-54</u>			<u>Categoría 75 ó más</u>		
Les Trubey	U.S.A.	27.50	Eugenio Guerra	P. R.	25.56

JABALINA
800 g. gramos

<u>Categoría 40-44</u>			<u>Categoría 45-49</u>		
Wilfredo Cabán	P. R.	51.58	Phil Mulkey	U.S.A.	42.38
Aníbal Rosario	P. R.	41.50	Gilberto Rondón	P. R.	38.74
Pedro Pérez	P. R.	39.72	Teodoro Ortiz	P. R.	24.04
Miguel Polanco	P. R.	38.72			
P. Gippson	P. R.	33.24	<u>Categoría 50-54</u>		
Armando Pietri	P. R.	30.80	Elpidio Torres	P. R.	34.30
Carl H. Klehm	U.S.A.	27.74			

JABALINA (Cont.)
300 gramos

<u>Categoría 55-59</u>			<u>Categoría 65-69</u>		
Eugene Hemphill	P. R.	27.16	600 gramos		
Tomás Acevedo	P. R.	26.58	José Antonio Figueroa	P. R.	30.54
			G. González Juliá	P. R.	29.20
<u>Categoría 60-64</u>			Robert Schanzle	U.S.A.	26.94
Bill Morales	U.S.A.	46.62			
José Delgado	P. R.	25.12	<u>Categoría 75 ó más</u>		
			Eugenio Guerra	P. R.	20.82

MARTILLO 16 lbs. (HAMMER)

<u>Categoría 40-44</u>			<u>Categoría 55-59</u>		
16 lbs.			16 lbs.		
Carl H. Klehm	U.S.A.	36.46	Tomás Acevedo	P. R.	12.28
Pedro Pérez	P. R.	28.34			
Ron Laird	U.S.A.	20.54	<u>Categoría 60-64</u>		
Armando Pietri	P. R.	17.76	12 lbs.		
			José Delgado	P. R.	24.66
<u>Categoría 45-49</u>			<u>Categoría 65-69</u>		
Dagoberto González	P. R.	36.10	12 lbs.		
Phil Mulkey	U.S.A.	24.96	G. González Juliá	P. R.	20.08
Felipe Nery Colón	P. R.	24.44			
<u>Categoría 50-54</u>			<u>Categoría 70-74</u>		
16 lbs.			12 lbs.		
Luis Vélez	P. R.	34.98	Warren M. Pike	U.S.A.	18.98
Awin Phillip	U.S.A.	33.76			

SALTO A LO ALTO

(H.J.)

Categoría 40-44			Categoría 55-59		
Carlos López	P. R.	1.45	William Arana	P. R.	1.40
Hiram Valdez	P. R.	1.35	Freeman Marr	U.S.A.	1.33
Carlos Loubriel	P. R.	1.30	Francisco Moya	P. R.	1.08
Categoría 45-49			Categoría 60-64		
Phil Mulkey	U.S.A.	1.60	Santiago Verdejo	P. R.	1.27
Rudy Clarence	U.S.A.	1.35	Juan Santana	P. R.	1.23
Felipe Nery	P. R.	1.35	Alonzo Littlejohn	U.S.A.	1.13
			Don Corbin	P. R.	1.13
Categoría 50-54			Categoría 65-69		
Bill Gentry	U.S.A.	1.36	Antonio Gotay	P. R.	1.13
Edmund Schuler	U.S.A.	1.30			
Jaime Mattong	P. R.	1.25			
Robert Schmidt	P. R.	.98			

SALTO A LO LARGO (L.J.)

Categoría 40-44			Categoría 75 ó más		
Alvin Henry	U.S.A.	6.24	Konrad Boas	U.S.A.	1.00
Pablo García	P. R.	5.35	Categoría 50-54		
G. Escobedo	México	4.97	Edmund Schuler	U.S.A.	4.78
P. Medina	Colombia	4.93	Pablo Ríos Aponte	P. R.	4.63
Hiram Valdez	P. R.	4.88	Bill Gentry	U.S.A.	4.34
Ramón A. Díaz	Colombia	4.67	Luis Arroyo Vélez	P. R.	4.19
Raúl Díaz	P. R.	4.38	José Hernández	Colombia	3.36
Categoría 45-49			Categoría 55-59 ..		
David Pérez Jackson	U.S.A.	5.99	Rudolph Valentine	U.S.A.	5.15
Phil Mulkey	U.S.A.	5.32	Raymond Spencer	U.S.A.	5.03
F. Chavez	México	4.67	William A. Rans	P. R.	4.58
Wally Torres	P. R.	4.00			

SALTO A LO LARGO (Cont.)

			Categoría 65-69		
Freeman Marr	U.S.A.	4.31	Antonio Gotay	P. R.	4.24
Antonio Ortega	Colombia	4.27	G. González Juliá	P. R.	4.22
			Genzo Hara	Brazil	4.20
Categoría 60-64			Categoría 70-74		
Bill Morales	U.S.A.	4.64	Warren M. Pike	U.S.A.	3.60
Santiago Verdejo	P. R.	3.98			
TRIPLE SALTO (T.J.)			Categoría 75 ó +		
			Konrad Boas	U.S.A.	3.08
Categoría 40-44			Categoría 60-64		
Alvin Henry	U.S.A.	12.99	Bill Morales	U.S.A.	9.21
Pablo García	P. R.	11.64	Santiago Verdejo	P. R.	6.50
Hiram Valdés	P. R.	10.26			
Ron Laird	U.S.A.	6.82	Categoría 65-69		
			Genzo Hara	Brazil	8.77
			G. González Juliá	P. R.	8.07
Categoría 45-49			Categoría 75 ó +		
David Pérez Jackson	U.S.A.	13.43*WR	Konrad Boas	U.S.A.	6.72
Phil Mulkey	U.S.A.	11.46			
Angel González	P. R.	7.82	PERTIGA (PV)		
Categoría 50-54			Categoría 40-44		
Bill Gentry	U.S.A.	9.22	Carlos Loubriel	P. R.	3.045
Categoría 55-59			Categoría 45-49		
Freeman Marr	U.S.A.	10.82	Miguel Rivera	P. R.	3.81
Francisco Moya	P. R.	8.93	Phil Mulkey	U.S.A.	3.20
Angel F. Rivera	P. R.	8.37	Categoría 55-59		
Categoría 65-69			William Arana	P. R.	2.74
			G. González Juliá	P. R.	25 2.28.5



1ST PAN AMERICAN TRACK AND FIELD MASTERS CHAMPIONSHIPS
SAN JUAN, PUERTO RICO - 1980

FEMENINO

100 METROS

Categoría 35-39

Lilia Andrades Colombia 14.58
María Vázquez P. R. 18.45

Categoría 40-44

Luzgarda Rondón P. R. 17.50

Categoría 45-49

Chris McKenzie U.S.A. 14.05
Dennie Morris U.S.A. 15.76
Dorothy Dorion U.S.A. 16.19

200 METROS

Categoría 35-39

Lilia Andrades Colombia 29.66
Sandy Pushkin U.S.A. 29.77
Antonia González P. R. 36.55

Categoría 40-44

Luzgarda Rondón P. R. 37.50

Categoría 45-49

Chris McKenzie U.S.A. 31.58
Dennie Morris U.S.A. 32.69
Dorothy Dorion U.S.A. 34.02

Categoría 35-39

Sandy Pushkin U.S.A. 1:07.37
Lilia Andrades Colombia 1:11.41
Antonia González P. R. 1:23.11

Categoría 40-44

Elisa Martínez P. R. 1:20.71

Categoría 45-49

Chris McKenzie U.S.A. 1:10.89
Jennie Morris U.S.A. 1:12.07
Dorothy Dorion U.S.A. 1:26.29

Categoría 55-59

Benita Irizarry P. R. 2:17.32

800 METROS

Categoría 35-39

Sandy Pushkin U.S.A. 2:33.01
Antonia González P. R. 3:12.01
Felícita Vázquez P. R. 3:38.03

Categoría 40-44

Elisa Martínez P. R. 3:08.40

Categoría 45-49

Chris McKenzie U.S.A. 3:36.07

1,500 METROS

Categoría 35-39

Sandy Pushkin U.S.A. 5:36.0
Antonia González P. R. 6:52.0

Categoría 40-44

Elisa Martínez P. R. 6:47.0
Sara H. Molina P. R. 7:07.0

Categoría 45-49

Chris McKenzie U.S.A. 5:26.3

5,000 METROS

Categoría 35-39

Lida P.V. Gutiérrez Venezuela 30.59

Categoría 45-49

Amanda Chacón Venezuela 23.49

Categoría 35-39

María Vázquez P. R. 9.24

Categoría 40-44

María Aguayo P. R. 9.04
Ivonne Rojano México 7.83
Josefina Torres P. R. 6.38

FEMENINO

D I S C O

Categoría 40-44

Ivonne Rojano México 28.66
María Aguayo P. R. 25.38

Categoría 45-49

Cynthia Jackson U.S.A. 12.32

JABALINA

600 gramos

Categoría 40-44

Ivonne Rojano México 21.28
Josefina Torres P. R. 19.70
María Aguayo P. R. 18.32

SALTO A LO LARGO (L.J.)

Categoría 40-44

Ivonne Henry U.S.A. 3.52
Luzgarda Rondón P. R. 3.42
María Aguayo P. R.

P E S A (SHOT)



Home Savings - Southern California Striders
**Pan American Masters
 Track & Field Championships**

22713 Ventura Blvd., Suite "F"
 Woodland Hills, Calif. 91364
 (213) 884-1349 or 342-3147

Hilliard I. Sumner, Jr.
 Meet Chairman & Exec. Director

4TH ANNUAL PAN AMERICAN MASTERS
 TRACK & FIELD CHAMPIONSHIPS 1980
 UNIVERSITY OF SOUTHERN CALIFORNIA

LOS ANGELES, CALIFORNIA

AUGUST 16-17, 1980

100

Men 30-34

Mike Jackson	CA	11.0
Reggie Davis	CA	11.1
Cliff Jackson	MO	11.2
Glenn Johnson	CA	11.3
Tom Coleman	CA	11.3

Men 35-39

Ruben Whitney	TX	11.0
Walt Bulter	CA	11.1
Sam Robinson	CA	11.3
Paul Dungan	OR	11.4
Joe Leserwane	SA	11.5

Men 40-44

Doug Smith	CA	11.1
Leon Hacker	SA	11.1
Lewis Smith	CA	11.6
Joe Mocny		11.8
Abidala Salim	CA	11.9
Robert Jones		12.6

Men 45-49

Marion Sanchez	CA	12.2
Roy Williams	NZ	12.2
Monty Hacker	SA	12.3
Percy Knox	CA	12.3
Dan Barrows	CA	12.7

Men 50-54

Jose Tenreiro	MX	12.1
Dick Marlin	CA	12.1
Don Cheek	CA	12.6
Bob Watanabe	CA	12.6
Tom Twitchell	IL	12.9
Gene Harte	CA	13.3

100 Continued

Men 55-59

Dick Stolpe	NM	12.5
Tom Patsalis	CA	12.7
Pete Fetter	CA	13.2
Nori Milicevic	AZ	13.2
Albert Johnson	OR	13.4
Don Watt	CA	13.7

Men 60-64

Clarence Killion	CA	13.4
Al Guidet	CA	13.5
Henry Fairbank	CA	13.9
Byron Walls	CA	14.1
Erich Jordan	CA	16.6

Men 65-69

Harry Koppel	CA	13.4
John Satti	CA	13.5
Louis Craig	SA	16.3
Phil Carey	CA	16.8

Men 70-74

Fred Reid	SA	13.7 MR
Anthony Castro	CA	14.1
Joe Caruso	CA	14.3
A. Puglizevich	CA	16.2
Lucian Salazar	CA	22.2

Men 75-79

Lamar Jackson	CA	15.7
Win McFadden	CA	16.1
Willard Benton	CA	21.0
R. Turna		23.9

28

-more-

100 Continued

Women 30-39

Eileen Walson	NC	13.0
Barbara Ellner	CA	16.0

Women 40-49

Irene Obera	CA	12.9
Cherrie Sherrard	CA	13.2
Felicity Skaris	SA	13.4
Almeta Parish	CA	13.4
SuSu Levy	CA	15.9

Women 50-59

Shirley Kinsey	CA	16.1
Martha Fairbank	CA	18.8
Diana Smith	CA	19.0

Women 60-69

Winifred Reid	SA	16.8
Josephine Kolda	CA	17.1
Sheila Evans	SA	17.9
Edith Mandyka	CA	21.3

Women 70-79

Marilla Salisbury	CA	30.5
-------------------	----	------

200

Men 30-34

Lee Evans	CA	22.28
Reggie Davis	CA	22.64
Mike Jackson	CA	22.73
Glenn Johnson	CA	23.00
Joe Evanish	CA	26.04

Men 35-39

Matt Pruitt	CA	22.07
Ruben Whitney	TX	22.14
Paul Dungan	OR	22.74
J.M. Cronin	CA	24.84
Sam Robinson	CA	26.04
Robert Hunter	CA	25.16

Men 40-44

Jim Burnett	IL	22.67
Leon Hacker	SA	22.94
Doug Smith	CA	23.00
Gary Miller	CA	24.18

200 Continued

Men 40-44 Continued

Lewis Smith	CA	24.58
Abidala Salim	CA	25.19
Robert Jones		26.44

Men 45-49

Monty Hacker	SA	24.35
Marion Sanchez	CA	24.84
Cliff Pauling	NY	24.86
Roy Williams	NZ	25.04
Dan Barrows	CA	25.29
Bruce Springbett	CA	25.41
Juan Pedevilla	CA	28.39

Men 50-54

Don Cheek	CA	25.04
Gene Harte	CA	25.60
Oswald Dawkins	CA	25.66
Dick Marlin	CA	25.97
Lincoln Ling	CA	26.92
Dick Martin	CA	NT

Men 55-59

Dick Stolpe	NM	25.93
Albert Johnson	OR	27.21
Wilbur Buchanan	CA	27.44
Pete Fetter	CA	27.56
Tom Clayton	CA	27.68
Don Watt	CA	28.69

Men 60-64

Bob Hunt	CA	28.09
Henry Fairbank	CA	28.24
Bill Fairbank	CA	29.98
George Poloynis	CA	31.26
Erich Jordan	CA	34.98

Men 65-69

Harry Koppel	CA	29.61
Ken Burns	CA	31.98
Vince Godfrey	CA	32.35
Louis Craig	SA	35.10

Men 70-74

Fred Reid	SA	27.29 MR
Anthony Castro	CA	29.71 MR
A. Puglizevich	CA	33.95

-more- 29

200 Continued

Men 75-79

Willard Benton CA 39.98
 Nat Pisciotta CA 41.14

Women 30-39

Eileen Watson NC 26.4 MR

Women 40-49

Irene Obera CA 26.6 MR
 Felicity Skaris SA 26.9
 Almeta Parish CA 29.6
 Dolores Amoroz MX 30.4

Women 50-59

Shirley Kinsey CA 32.4
 Martha Fairbank CA 38.9
 Diana Smith CA NT

Women 60-69

Winifred Reid SA 34.7 WR
 Josephine Kolda CA 34.7 WR

Women 70-79

Marilla Salisbury CA 62.7 WR

400

Men 30-34

Lee Evans CA 46.5 MR
 Hillard Sumner CA 48.0
 Reggie Davis CA 50.2
 Willie Bogan CA 50.5
 Glenn Johnson CA 50.7

Men 35-39

Matt Pruitt CA 51.3
 Robert Hunter CA 54.3
 Frank Little CA 54.5

Men 40-44

Jim Burnett IL 49.6 AR
 Leon Hacker SA 51.6
 Gary Miller CA 52.6
 Larry Chavez 56.0
 Bob Jones 56.4
 Tom Woodring CA 59.4

400 Continued

Men 45-49

Cliff Pauling NY 53.8
 Pieter Van Zyl SA 57.1
 Bruce Springbett CA 59.5
 Pete Alexander CA 63.4

Men 50-54

Don Cheek CA 55.1
 Don Jackson CA 57.0
 Gene Hart CA 57.4
 Oswald Dawkins CA 57.4
 Charles Rice AZ 57.5

Men 55-59

Dick Stolpe NM 57.9 MR
 Wilbur Buchanan CA 60.1
 Tom Clayton CA 60.3

Men 60-64

Henry Fairbank CA 62.3 MR
 Bob Hunt CA 62.7
 Clarence Killion CA 65.5
 Bill Fairbank CA 69.2
 Paul Ganahl CA 70.4

Men 65-69

Harry Koppel CA 64.5
 John Satti CA 65.0
 Vince Godfrey CA 72.0
 Ken Burns CA 72.6
 Bob Boal NC 74.0

Men 70-74

Walt Fredrick 89.7
 Lucian Salazar CA 94.5

Men 75-79

Willard Benton CA 95.0

Women 30-39

Wanda Powell CA 64.6 MR

Women 40-49

Irene Obera CA 61.1 AR
 Jillian Conradie SA 61.9
 Felicity Skaris SA 62.1

400 Continued

Women 40-49 Continued

Almeta Parish CA 68.2
 Dolores Anoroz MX 68.2

Women 50-59

Martha Fairbank CA 93.4
 Diana Smith CA 96.8

Women 60-69

Winifred Reid SA 80.6WR
 Josephine Kolda CA 82.7AR
 Alice Werbel CA 1:40.7

Women 70-79

Marilla Salisbury CA 2:18.4WR

800

Men 30-35

Bruce Williams NV 1:58.5
 Reynaldo Corona CA 1:59.0
 Greg Owings CA 2:00.2

Men 35-39

William Nogheregi SA 1:53.7MR
 Andre Dunkell CA 1:56.6
 Ken Kohon CA 2:02.4
 J.M. Cronin CA 2:16.0
 William Hines CA 2:18.9
 Walt Jaquith CA 2:28.4

Men 40-44

George Cohen CA 1:54.9AR
 Ernie Billups IL 1:55.7
 Mel Elliott CA 2:03.6
 John Pitman CA 2:06.3
 Andries Conradie SA 2:06.6
 Herb Blanchard CA 2:12.0
 Jim Cullen WA 2:12.6

Men 45-49

Cliff Pauling NY 2:03.6MR
 Pete Richardson CA 2:04.5
 Bill Gaedke NM 2:07.5
 Jose Tenreiro MX 2:34.3

800 Continued

Men 50-54

Don Jackson CA 2:16.9
 Louis Beadle CA 2:20.9

Men 55-59

Philip Arnot CA 2:17.0 MR
 Avery Bryant CA 2:22.6
 Wilbur Buchanan CA 2:28.6
 David Lewis CA 2:31.4

Men 60-64

Henry Fairbank CA 2:24.2
 George Poloynis CA 2:34.4
 Bill Fairbank CA 2:38.0

Men 65-69

Ed Stotsenberg CA 2:32.0 MR
 Bob Boal NC 2:51.0
 Vince Godfrey CA 2:54.5

Men 70-74

Sid Madden CA 2:52.9
 Walt Fredrick CA 3:33.8
 Lucian Salazar CA 3:43.0

Men 75-79

Willard Benton CA 3:21.5

Men 80+

Paul Spangler CA 3:38.6

Women 30-39

Wanda Powell CA 2:42.4
 Ramsy Huseny 3:29.0

Women 40-49

Jillian Conradie SA 2:24.6 MR
 Fay Hobbs CA 2:31.5
 Jennifer Wright CA 2:35.4

Women 50-59

Adele Millicevic AZ 3:10.5
 Martha Fairbank CA 3:47.2

800 ContinuedWomen 60-69

Alice Werbel CA 3:49.0 MR

Women 70-79

Marilla Salisbury CA 5:25.4 WR

1500Men 30-39Bruce Williams NV 4:05.4
Reynaldo Corona CA 4:09.6
Joe Evanish CA 5:23.3Men 35-39Williams Mogheregi SA 4:04.7 MR
Ken Kohon CA 4:10.3
Otilio Corona MX 4:14.3
Bruce Kostin CA 4:26.2
Bob Smith CA 5:50.4Men 40-44Ernie Billups IL 4:00.1 AR
George Cohen CA 4:14.3
Perry Leary SA 4:17.6
Mel Elliot CA 4:21.5
Jim Murphy CA 4:21.5
Andries Conradie SA 4:46.2Men 45-49Pete Richardson CA 4:27.1 MR
Jerry Lewis NY 4:28.6
Cliff Pauling CA 4:28.9
Bill Gaedke NM 4:29.1
John Harper CA 5:24.0Men 50-54Walt Atcheson CA 4:39.4
Tracy Brown CA 4:48.2
Louis Beadle CA 5:07.6Men 55-59Avery Bryant CA 4:55.2
Harold Daughters CA 5:23.41500 ContinuedMen 60-64

George Poloynis CA 5:54.1

Men 65-69

Ed Stotsenberg CA 5:07.1 MR

Men 70-74Sid Madden CA 6:00.2 MR
Walt Frederick CA 7:01.5
Alfred Guth CA 7:45.1Men 75-79Willard Benton CA 6:56.6
Nat Pisciotta CA 7:41.2Men 80+

Paul Spangler CA 6:55.8

Women 30-39

Ramsey Huseny CA 5:14.5

Women 40-49Jillian Conradie SA 5:04.8
Chris Romppanen CA 5:10.3
Jennifer Wright CA 5:14.5
Vicki Bigelow CA 5:17.9Women 50-59Adele Milicevic AZ 6:26.2
Jaclyn Caselli CA 6:39.9
Diana Smith CA 8:14.5Women 60-69

Alice Werbel CA 7:31.0 MR

Women 70-79Bess James CA 8:31.0 WR
Marilla Salisbury CA 10:21.15000Men 30-34Mike Corralz MX 15:37.7
Greg Owings CA 16:10.6
Bruce Horiguchi CA 17:46.0
Bob Jacobs CA 19:50.5Men 35-39Daniel Metsing SA 15:09.5
Williams Perry CA 17:52.5
Ira Yawnick CA 19:20.6Men 40-44Perry Leary SA 15:34.1
Andries Conradie SA 15:40.5
Eino Romppanen CA 15:56.6
Bob Lopez CA 16:26.5
Alfie Burgess SA 16:54.1
T.R. Smith 17:50.1MEN 45-49Jerry Lewis CA 16:27.7
Louis Simms CA 19:28.8Men 50-54Tracy Brown CA 17:46.4
Patrick Devine CA 18:12.6
Jerry Withers CA 18:17.8Men 55-59Jim O'Neal CA 16:38.3 AR
Harold Daughters CA 18:42.0
Augie Escamilla CA 20:46.4Men 60-64

Ne Entries

Men 65-69

John Montoya CA 22:27.8

Men 70-74Sid Madden CA 21:17.2
Alfred Guth CA 27:53.3Men 75-79

Nat Pisciotta CA 27:10.7

5000 ContinuedMen 80+

Paul Spangler CA 24:57.3 WR


Women 30-39Jacqueline Hansen CA 19:47 est.
Rose O'Neill NT
Chiye Horiguchi CA NTWomen 40-49Jennifer Wright CA 18:49.6 MR
Vicki Bigelow CA 19:14.6Women 50-59Jaclyn Caselli CA 23:32.2 AR
Adele Milicevic CA 23:35.3Women 60-69

Alice Wervel CA 24:24.4 WR

Women 70-79Bess James CA 31:17.7
Marilla Salisbury CA 36:36.210000Men 30-34

Ed Bouldin CA 39:11.3


Men 35-39Daniel Metsing SA 31:53.4
Frank Duarte CA 32:28.0
Stewart Lampe CA 36:08.0Men 40-44Perry Leary SA 33:48.0
Alfie Burgess SA 34:49.0
Skip Witt CA 34:57.0
Gary Smith CA 35:43.0Men 45-49Peter Alexander CA 36:26.6
Ted Oviatt CA 36:40.0
Clayton Steffensen 36:49.3
James Scarborough 39:23.3




Klaus Mainka (Germany) World Veterans Records holder 800 m - 1:54.5 Class M 40-44



Maria Pia D'Orlando (Italy) European 5000 M Champion W. 45-49




Voitto Elo (Finland) World Champion M 60-64 Shot Put.



83 Year old Milan Zemljak (Yugoslavia) AFTER THE MARATHON!!




European 400 Champions Bruno Bianchi (Italy) M40-44 and Peter Higgins (G.B.) M 50-54. Higgins is also Reigning World Champion.



Derek Fernee (Canada) Winner of the Canada vs U.S.A. cross country, 3rd at IGAL World Marathon, Glasgow M 40-44 in 2:19:14



Theo Orr (Australia) and Jim O'Neill (USA) a top middle distance contenders M55-59



Australia's M 70+ wonder, Merv Jenkinson.

10000 Continued

Men 50-54

Tracy Brown CA 36:51.7
 Patrick Devine CA 38:58.4
 Jim Waste CA 43:51.4

Men 55-59

Jim O'Neil CA 35:03.1AR
 Harold Daughters CA 39:55.7

Men 60-64

No Entries

Men 65-69

John Montoya CA 44:33.6

Men 80+

Paul Spangler CA 55:40.0

Women 40-49

Linda Sipprelle CA 40:21.8

Women 50-59

Helen Dick CA 43:12.1
 Phyllis Regis CA 44:06.5
 Adele Milicevic AZ 47:49.7
 Jaclyn Caselli CA 48:41.7

Women 60-69

Alice Werbel CA 55:41.8

Women 70-79

Bess James CA 70:11.7
 Marilla Salisbury CA 76:50.1

110 HURDLES CONTINUED

Men 35-39 (39")

Walt Bulter CA 14.5
 Larry Sallinger CA 14.8
 Cornelius McCormick 15.5

Men 40-44 (36")

Al Henry CA 15.1
 James Thomas CA 15.9
 Bob Plassmeyer CA 16.5
 Gary Bane CA 16.6
 Al McDaniels CA 16.6
 Hal Smith CA 18.0

Men 45-49 (36")

Roy Williams NZ 15.5
 Dave Jackson CA 15.7

Men 50-54 (33")

Bob Higginbotham CA 17.6

Men 55-59 (33")

Tom Patsalis CA 16.9
 Albert Johnson OR 19.5
 James Johnson CA 20.7

Men 60-64 (30")

Bob Hunt CA 17.3 WR
 Burl Gist CA 17.3 WR

Men 65-69 (30")

Harry Koppel CA 20.9
 Art Vesco CA 22.8
 James Carson CA 30.9

400 HURDLES

Men 35-39 (36")

Cornelius McCormick CA 58.8
 Mike Smith CA 80.8

Men 40-44 (33")

George Mathe SA 56.7
 Ed Oleata CA 57.3
 Berky Nelson NH 58.5
 Bob Plassmeyer CA 66.7

400 HURDLES Continued

Men 45-49 (33")

Daniel Burger SA 59.6 MR
 Marion Sanchez CA 65.6
 Al Sheahen CA 66.2
 Tony Nastalla CA 67.8
 Dave Douglas CA 75.4

Men 50-54 (30")

Bob Higginbotham CA 69.4
 Jim Waste CA 89.0

Men 55-59 (30")

Tom Clayton CA 75.1

Men 60-64 (30")

Bob Hunt CA 69.1 AR
 Paul Ganahl CA 78.9
 Herb Miller CA 93.3

Men 65-69 (30")

John Satti CA 77.1
 Vince Godfrey CA 82.2
 Bob Boal NC 85.4

3000 STEEPLECHASE

Men 35-39

Mike Smith CA 13:26.3
 Gary Ruttenberg CA 14:20.8

Men 40-44

Alfie Burgess SA 11:05.9 MR
 Gary Smith CA 11:30.9
 Jim Cullen WA 11:53.2
 James Thomas CA 12:07.1

Men 45-49

Ted Oviatt CA 11:28.6
 Jerry Lewis CA 11:47.0
 Peter Alexander CA 12:09.0
 Santos Lopez MX 14:34.5

Men 50-54

Jack Nobel CA 12:38.5
 Patrick Devine CA 13:02.9
 Jim Waste CA 13:23.4

3000 STEEPLECHASE Continued

Men 55-59

Avery Bryant CA 11:58.9 MR
 Harry Lampert SA 13:50.3

Men 60-64

Paul Ganahl CA 15:19.8
 Bob Long CA 15:50.9
 Bowen Smith CA 16:50.2

Men 65-69

Bob Boal NC 13:40.0 MR

Men 70-74

Walt Frederick CA 17:00.9

5000 WALK

Men 30-34

Ed Bouldin 22:53.5

Men 35-39

Walt Jaquith CA 24:01.0
 Jim Hanley CA 25:41.3
 Gary Ruttenberg CA 28:29.5

Men 40-44

Jesse Castaneda NM 26:33.0

Men 45-49

Bill Raney CA 24:55.5 MR
 Ray Fitzhugh CA 33:00.9

Men 50-54

John Kelly CA 25:46.9
 Harry Siitonen CA 28:39.3
 Milton Creange CA 30:16.5
 John Friesen CA 32:30.2

Men 60-64

Hal McWilliams CA 30:45.2
 Bob Long CA 34:08.6

Men 65-69

Phil Carey CA 34:18.1

5000 WALK Continued

Men 70-74

John Hanna CA 31:01.6
 Ches Unruh CA 32:30.5
 Alfred Guth CA 36:53.0

Men 75-79

Robert Boothe CA 36:53.6

Women 30-39

Diana Uribe CA 26:58.1 MR
 Jolene Steigerwalt 28:11.7

Women 40-49

Lori Maynard CA 25:46.0 MR
 Sheila Smith CA 31:46.8
 Jeannine Burk CA 33:03.3

Women 50-59

Rose Kash CA 35:02.2 MR

Women 60-69

Elena Carola CA 38:39.6 MR

20000 WALK (New Event)

Men 30-34

Ed Bouldin 1:40:25
 Roger Brandwein CA 1:48:48

Men 35-39

Walt Bulter CA 1:44:48
 Jim Hanley CA 1:54:28
 Terry Mathews CA 2:02:18
 Gary Ruttenberg CA 2:06:00

Men 45-49

Bill Raney CA 1:44:48

Men 50-54

John Kelly CA 1:54:35
 Harry Siitonen CA 2:04:19
 Milton Creange CA 2:09:48
 John Friesen CA 2:34:46

20000 WALK Continued (New Event)

Men 60-64

Bill Emmerton 2:16:13

Men 65-69

Mickey Blakesley CA 2:23:50

Men 70-74

John Hanna CA 2:06:34
 Ches Unruh CA 2:42:04

Women 30-39

Jolene Stigerwalt CA 2:00:24

Women 40-49

Lori Maynard CA 1:34:32
 Shiela Smith CA 2:14:46

Women 50-59

Rose Kash CA 2:34:51

HIGH JUMP

Men 30-34

Charles Rader CA 6-7 MR
 Steve Lang CA 6-4

Men 35-39

John Dobroth CA 6-8 MR

Men 40-44

Jim Brown CA 6-0 MR
 Ed Oleata CA 5-2

Men 45-49

Herm Wyatt CA 6-0 MR
 Marion Sanchez CA 5-4
 Ray Fitzhugh CA 5-2
 Roy Williams NZ 5-2

Men 50-54

Ed Austin CA 5-2
 Hal Wallace CA 4-8
 Patrick Devine CA 4-2
 Bob Perry CA 4-0

Men 55-59

Loren Noyes 3-8

Men 60-64

Burl Gist CA 5-0 MR
 Orval Gillett CA 4-10
 Bob Ogle CA 4-8
 Richard Ganslen 4-8
 Jim Vernon CA 4-6

Men 65-69

John Damski CA 4-4
 Bob Boal NC 4-2
 Art Vesco CA 3-10

Men 70-74

Red Doms CA 3-8
 Walt Fredrick CA 3-8

Women 30-39

Eileen Watson NC 4-11 MR
 Annelies Steekelenburg CA 4-11

Women 40-49

Cherrie Sherrard CA 4-3
 Dolores Amoroz MX 3-11
 Alet Ten Tuscher SA 3-9

Women 50-59

Sheila Evans SA 3-5 MR

POLE VAULT

Men 30-34

Tim Knappen CA 15-0
 Warren Wilke CA 9-0
 James Ball CA 9-0

Men 35-39

Marion Connelly CA 13-6

Men 40-44

Ron Fleming CA 12-0 MR
 Gary Bane CA 11-6
 Hal Smith CA 10-6
 Tom Woodring CA 10-0

Men 45-49

Vic Cook CA 12-0
 Dave Douglass CA 10-0
 Ray Fitzhugh CA

Men 50-54

Hal Wallace CA 10-6
 Ronnie DeVoe CA

Men 55-59

Dave Brown CA 10-0
 Vern Wolfe CA 10-0
 James Johnson CA 9-1

Men 60-64

Jim Vernon CA 10-6
 Richard Ganslen 9-0
 Orval Gillett CA 9-0
 Bill Burke CA

Men 65-69

Art Vesco CA 5-6

Men 70-74

Bob MacConaghy CA 8-0

Men 75-79

Mert Gambito 6-0

LONG JUMP

Men 30-34

Herman Franklin CA 23-4½ MR
 Carl Flowers CA 21-11½
 Rudy Vlaarding-erbroen FL 20-2
 Cliff Jackson MO 19-9½
 Steve Lang CA 12-10

Men 35-39

Sam Robinson CA 20-1½
 Jason Adams CA 14-7
 Mike Smith CA 13-1

Men 40-44

Godfrey Swakala SA 21-5
 Al Henry CA 21-2½
 Al McDaniels NV 19-6
 Hal Smith CA 16-6½

Men 45-49

Roy Williams NZ 21-2½ MR
 Dave Jackson CA 20-4½
 Roger Tsuda CA 18-2
 David Yamaguchi CA 16-7½
 Ed Martin CA 15-10½
 S. Lopez 14-8

Men 50-54

Novi Milcevic AZ 19-9½ MR
 Charles Cox IL 16-6½
 Hal Wallace CA 15-7½
 Bob Higginbotham CA 14-10½

Men 55-59

Tom Patsalis CA 19-8½
 James Johnson CA 16-8½

Dave Brown	CA	15-3½	Men 55-59	CA	38-4 MR
E. Barlich		15-1½	Tom Patsalis	CA	32-8½
			James Johnson		
<u>Men 60-64</u>			<u>Men 60-64</u>		
Gordon Farrell	CA	17-4½	Bob Ogle	CA	30-8½
Bill Morales	CA	15-1½	Richard Ganslen		29-½
Burl Gist	CA	14-10	Bill Morales	CA	28-7
Bill Burke	CA	14-0	Erich Jordan	CA	26-5½
Erich Jordan	CA	13-2			
<u>Men 65-69</u>			<u>Men 65-69</u>		
John Satti	CA	16-2	John Damski	CA	29-2 MR
John Damski	CA	15-2	John Satti	CA	27-5½
Harry Koppel	CA	12-5½	Harry Koppel	CA	23-5½
Louis Craig	SA	11-½	Art Vesco	CA	22-11½
Art Vesco	CA	10-5½	Louis Craig	SA	21-3½
<u>Men 70-74</u>			<u>Men 70-74</u>		
Joe Caruso	CA	12-10½	Red Doms	CA	21-11½
Red Doms	CA	9-11½			
<u>Men 75-79</u>			<u>Men 75-79</u>		
Win McFadden	CA	12-6½	Win McFadden	CA	28-2½ WR
			Nemesio Concepcion	MX	14-2½
<u>Women 30-39</u>			<u>Women 30-39</u>		
Eileen Watson	NC	17-11½	Eileen Watson	NC	30-2½ MR
Annelies		MR	Ramsey Huseny	CA	22-9½
Steekelenburg	CA	16-2			
Ramsey Huseny	CA	10-7½	<u>Women 40-49</u>		
			Alet Ten Tuscher	SA	16-4
<u>Women 40-49</u>			<u>SHOT PUT</u>		
Cherrie Sherrard	CA	14-6 MR			
Ursula Schreiber	CA	12-1½	<u>Men 30-34</u>		
Yvonne Henry	CA	12-¼	Rudy Vlaarding-		
Alet Ten Tuscher	SA	11-8½	erbroen	FL	44-5
			Fred Johnston	CA	38-6½
<u>Women 50-59</u>			Buz Hamblin		37-4½
Sheila Evans	SA	8-7½			
<u>TRIPLE JUMP</u>			<u>Men 35-39</u>		
Steve Lang	CA	41-½	Doug Wells	CA	52-2½
Leonard Plotkin	CA	40-10½	Edward Hill	GA	49-6
			Howard Benioff		34-9
<u>Men 35-39</u>			<u>Men 40-44</u>		
Mike Smith	CA	27-4½	James Hart	CA	43-1
			Carl Klehm	IL	37-7
<u>Men 40-44</u>			Ray Straessle	CA	26-4
Godfrey Swakala	SA	45-4½ MR			
Al Henry	CA	43-2½	<u>Men 45-49</u>		
			Charles Renfro	CA	35-8
<u>Men 45-49</u>			Richard Kennerly	CA	30-7
Dave Jackson	CA	41-4½	Dave Douglass	CA	29-6
Roy Williams	NZ	40-½	James Devilbiss	CA	28-2
<u>Men 50-54</u>			<u>Men 50-54</u>		
Novi Milicevic	AZ	38-4	Richard Preciado	CA	39-10
Charles Cox	IL	31-11	Tom Allison	CA	39-4
Hal Wallace	CA	20-3½			

Bob Paysinger	CA	38-2½	<u>DISCUS</u>		
Hal Wallace	CA	36-2			
Emson Grimm	CA	21-7	<u>Men 30-34</u>		
			Frank Reilly	CA	136-4
<u>Men 55-59</u>			Rudy Vlaardinger-		
Richard Baum		29-8	froen	FL	135-2
L. Noyes		25-4	Fred Johnston	CA	108-3
			Lee Rager	CA	79-5
<u>Men 60-64</u>			<u>Men 35-39</u>		
Jack Thatcher	CA	45-8½	Lloyd Higgins	CA	167-6
Bob Stone	CA	44-8	Edward Hill	GA	153-4
William Gilligan	MA	43-3	Doug Wells	CA	150-8
Bill Burke	CA	43-1½	Cornelius		
Erich Jordan		36-7	McCormick	CA	138-8
			Jerry Eibert	CA	120-7
<u>Men 65-69</u>			Jason Adams	CA	77-6
James York	CA	43-11 MR			
Edwin Malan	SA	40-9	<u>Men 40-44</u>		
Art Vesco	CA	31-11	Bob Humphreys	CA	158-0 MR
James Carson	CA	31-2½	James Hart	CA	136-4
			Carl Klehm	IL	116-2
<u>Men 70-74</u>			Ray Straessle	CA	95-0
Vernon Cheadle	CA	39-7	Gary Bane	CA	79-5
Eddy Lmb	CA	37-11			
Red Doms	CA	36-2½	<u>Men 45-49</u>		
Robert MacConaghy	CA	34-4	Edward Van Pelt	CA	131-4
Lee Wintner	CA	31-10½	Roy Williams	NZ	129-11
Randy Hubbell	CA	29-2	Pete Just		127-11
			Omar Fierno	MX	126-9
<u>Men 75-79</u>			Charles Renfro	CA	125-1
Stan Hermann	CA	32-9	Richard Kennerly	CA	96-4
Mert Gambito		27-8	Ed Martin	CA	94-6
Robert Boothe	CA	26-6			
<u>Men 80+</u>			<u>Men 50-54</u>		
John Wittemore	CA	23-4½	Hal Wallace	CA	116-10
			Tom Allison	CA	115-8
<u>Women 30-39</u>			Paul Evans	CA	103-7
Emily Stone	CA	36-9 MR	Charles Cox	IL	94-9
Susan Skerke	IL	24-6	Bob Paysinger	CA	81-7
			Robert Perry	CA	67-5
<u>Women 40-49</u>			Emson Grimm	CA	51-10
Cherrie Sherrard	CA	37-1 MR			
Yvonne Rojano	MX	26-9	<u>Men 55-59</u>		
Chris Miller	CA	26-7	No entries		
Almeta Parish	CA	25-7			
Alet Ten Tuscher	SA	25-6	<u>Men 60-64</u>		
Lee Paysinger	CA	25-0	Dan Alrich	CA	174-1 AR
Urusula Schreiber	CA	25-0	Bob Stone	CA	136-4
			Bill Gilligan	MA	131-7
<u>Women 50-59</u>			Jack Thatcher	CA	125-11
Shirley Kinse-	CA	24-11	Joe Sanz	CA	120-5
Cissie Malan	SA	21-½	Bill Burke	CA	118-0
Aida Amoroz	MX	19-4½	Bill Morales	CA	118-0
			Erich Jordan	CA	110-5
<u>Women 60-69</u>			Harry Huseny	CA	103-6
Edith Mendyka	CA	26-5½ MR			

<u>Men 65-69</u>			Gary Bane	CA	113-10
Edwin Malan	SA	130-9 MR			
James York	CA	113-8	<u>Men 45-49</u>		
Art Vesco	CA	96-1	Phil Conley	CA	203-4 AR
Bob Boal	NC	69-9	Steyn Fourie	SA	122-9
			Ray Fitzhugh	CA	120-0
			James Devilbiss	CA	109-4
<u>Men 70-74</u>			Ed Martin	CA	97-3
Vernon Cheadle	CA	124-7 MR			
Red Doms	CA	118-5	<u>Men 50-54</u>		
Randy Hubbell	CA	76-7	Hal Wallace	CA	118-7
Walt Frederick	CA	68-4	Tom Allison	CA	116-11
Lee Wintner	CA	65-6	Jerry Wojcik	CA	116-6
			Charles Cox	CA	110-8
<u>Men 75-79</u>			Emson Grimm	CA	57-7
Stan Hermann	CA	103-5 AR			
Mert Gambito		85-11	<u>Men 55-59</u>		
Robert Boothe	CA	80-9	Ed Chynoweth	CA	145-0
			Pete Fetter	CA	136-9
<u>Men 80+</u>					
John Wittemore	CA	70-11	<u>Men 60-64</u>		
			Bill Morales	CA	152-4
<u>Women 30-39</u>			Bob Stone	CA	130-4
Emily Stone	CA	87-4			
Susan Skerke	IL	70-1	<u>Men 65-69</u>		
Ramsey Huseny		64-2	Edwin Malan	SA	111-8
			Harry Koppel	CA	76-9
<u>Women 40-49</u>			Art Vesco	CA	73-3
Yvonne Rojano	MX	94-9 MR			
Ursula Schreiber	CA	69-0	<u>Men 70-74</u>		
Chris Miller	CA	65-3	Bob MacConaghy	CA	98-5
Alet Ten Tuscher	SA	59-7	Red Doms	CA	81-10
			Randy Hubbell	CA	79-5
<u>Women 50-59</u>			Walt Frederick	CA	71-3
Shirley Kinsey	CA	75-4			
Cissie Malan	SA	69-7	<u>Men 75-79</u>		
Aida Amoroz	MX	52-5	Robert Boothe	CA	72-9
			Mert Gambito		72-6
<u>Women 60-69</u>			Win McFadden	CA	70-3
Edith Mendyka	CA	58-11 MR	Nemesio Concepcion	CA	55-7
<u>JAVELIN</u>			<u>Men 80+</u>		
<u>Men 30-34</u>			John Whittemore	CA	59-5
Warren Wilke	CA	181-10			
Fred Johnston	CA	163-8	<u>Women 30-39</u>		
			Emily Stone	CA	96-2 MR
<u>Men 35-39</u>			Annelies Steekel-		
M. Wilfred		207-4	burg	CA	77-4
Doug Wells	CA	200-4			
Cornelius McCormick	CA	159-8	<u>Women 40-49</u>		
Jason Adams	CA	102-10	Christel Miller	CA	99-1
			Yvonne Rojano	MX	66-4
<u>Men 40-44</u>			Ursula Schreiber	CA	55-3
Larry Stuart	CA	207-10	Alet Ten Tuscher	SA	53-5
Bill Toomey	CA	173-1			
Hal Smith	CA	139-10	<u>Women 50-59</u>		
Gary Miller	CA	137-5	Cissie Malan	SA	70-8 MR

-more-

42

Shirley Kinsey	CA	64-5	<u>Men 50-59</u>		
Aida Amoroz	MX	43-0	Corona Del Mar		49.63
<u>Women 60-69</u>					
Edith Mendyka	CA	64-11 MR			
Sheila Evans	SA	36-3			
			<u>4 x 200 RELAY</u>		
<u>HAMMER</u>					
<u>Men 30-34 (16#)</u>			<u>Men 30-39</u>		
Ray Manzi	CA	142-6 MR	So. Cal Striders		
			(Ferguson, Franklin,		1:29.6
<u>Men 35-39 (16#)</u>			Jackson, Sumner)		
Ed Hill	GA	129-5 MR	Corona Del Mar		
			(Davis, Wong, R.		1:32.4
			Beadle, G. Johnson)		
<u>Men 40-44 (16#)</u>			<u>Men 40-49</u>		
Julian Nunez	MX	138-11	South Africa		1:32.4 MR
Carl Klehm	IL	119-11	Corona Del Mar		
James Hart	CA	116-0	(Jackson, Knox,		1:35.6
			Miller, Smith)		
<u>Men 45-49 (16#)</u>			<u>Men 50-59</u>		
Dave Douglass	CA	109-11	Corona Del Mar		
Clark DeVilBiss	CA	80-0	(Stolpe, Beadle,		1:43.4
			Harte, Cheek)		
<u>Men 50-54 (16#)</u>			Corona Del Mar #2		1:51.3
Paul Evans	CA	86-9	(Fetter, Watt,		
Jerry Wojcik	CA	86-4	Killion, Clayton)		
Charles Cox	IL	72-1			
			<u>4 x 400 RELAY</u>		
<u>Men 60-64 (8#)</u>					
Dan Alrich	CA	153-6 MR	<u>Men 30-39</u>		
Bill Billigan	MA	139-2	So. Cal Striders		3:21.87 MR
Bob Stone	CA	138-3	(Jackson, Bogon,		
Joe Sanz	CA	131-8	Stewart, Sumner)		
			All Stars		3:29.40
<u>Men 65-69 (8#)</u>			Warp 7		3:29.40
James York	CA	121-6			
Art Vesco	CA	113-2	<u>Men 40-49</u>		
			South Africa #1		3:37.20
<u>Men 70-74</u>			(Burger, M. Hacker,		
Randy Hubbell	CA	103-4	Mathe, L. Hacker)		
			So. Cal Striders		3:38.4
<u>Men 75-79</u>			(Smith, Carrington,		
Stann Herrmann	CA	112-8	Elliot, Cohen)		
			South Africa #2		4:01.57
<u>Men 80+</u>					
John Whittemore	CA	81-9	<u>Men 50-59</u>		
			Corona Del Mar		3:52.39 MR
<u>4 x 100 RELAY</u>			(Beadle, Stolpe,		
<u>Men 30-39</u>			Harte, Cheek)		
So. Cal Striders					
(Jackson, Franklin,		42.04 MR			
Ferguson, Sumner)		43.27			
Corona Del Mar					
<u>Men 40-49</u>					
Coroa Del Mar		44.91			
So. Cal Striders		47.47			

43

-more-

SINGAPORE ASSOCIATION OF VETERAN ATHLETES
 12Y Block 44, Marine Crescent, Singapore 1544
 1ST NATIONAL ATHLETIC CHAMPIONSHIPS
 Saturday, 20th September 1980

R E S U L T S

100 Metres (35-39) Men

1. Yeo Kian Chye (11.5 secs)
2. Loh Chan Pew (12.5 secs)
3. Onn bin Timbang (Brunei)(12.9 secs)

100 Metres (40-44) Men

1. David Chantrill (12.4 secs)
2. M. Galistan (12.8 secs)
3. Terence Tseng (13.0 secs)

100 Metres (45-49) Men

1. Benedict Gomez (12.6 secs)
2. M. Subramaniam (12.9 secs)
3. Mohd Zain b. Abu (13.8 secs)

100 Metres (50-54) Men

1. K.P. Chen (12.8 secs)
2. Prawito Damadi (Indonesia)(13.7 secs)
3. Saminoe (Indonesia) 13.8 secs)

100 Metres (55-59) Men

1. C.K. Chandran (15.9 secs)
2. P.K. Kumarasamy (15.9 secs)
3. Yeo Kim Seng (16.6 secs)

100 Metres (60 and over) Men

1. Kaka Singh (15.9 secs)
2. Phoa Lian Seng (16.1 secs)
3. Voo Ming Sinn (17.4 secs)

100 Metres (35-39) Women

1. Glory Barnabas (13.4 secs)

100 Metres (40-44) Women

1. Leence Sigarrumbay (Indonesia)(15.3 secs)
2. Eleanor Glosz (18.6 secs)
3. Daisy Chee (22.5 secs)

200 Metres (35-39) Men

1. Goh Soon Guan (26.0 secs)
2. S.S. Nadarajan (26.6 secs)
3. Fam Weng Cheong (27.7 secs)

200 Metres (40-44) Men

1. David Chantrill (24.2 secs)
2. M. Galistan (25.6 secs)
3. Terence Tseng (25.8 secs)

200 Metres (45-49) Men

1. Kenneth Perera (26.8 secs)

200 Metres (45-49) Men (cont'd)

2. M. Subramaniam (28.2 secs)
3. Mohd Zain b. Abu (29.0 secs)

200 Metres (50-54) Men

1. Hari Chandra (26.9 secs)
2. Prawito Damadi (Indonesia)(27.3 secs)
3. Saminoe (Indonesia) (28.8 secs)

200 Metres (55-59) Men

1. Pang Yew Chuan (29.9 secs)
2. S. Veerasamy (32.7 secs)
3. C.K. Chandran (34.0 secs)

200 Metres (60 and over) Men

1. Phoa Lian Seng (32.6 secs)
2. Kaka Singh (35.8 secs)
3. Soodaro Jijoyo (37.1 secs)

400 Metres (35-39) Men

1. Goh Soon Guan (56.3 secs)
2. S.S. Nadarajan (59.6 secs)
3. Fam Weng Cheong (59.7 secs)

400 Metres (40-44) Men

1. David Chantrill (54.9 secs)
2. Kwok Cheng Wah (56.9 secs)
3. Chia Hearn Kok (59.5 secs)

400 Metres (45-49) Men

1. Kenneth Perera (60.2 secs)
2. Mohd Zain b. Abu (64.0 secs)
3. Henry Proctor (65.9 secs)

400 Metres (50-54) Men

1. Hari Chandra (56.8 secs)
2. K.P. Chen (60.8 secs)
3. Prawito Damadi (Indonesia)(60.9 secs)

400 Metres (55-59) Men

1. Pang Yew Chuan (69.0 secs)
2. S. Veerasamy (74.2 secs)
3. C.K. Chandran (77.0 secs)

400 Metres (60 and over) Men

1. Lee Bee Cheow (73.4 secs)
2. Phoa Han Seng (85.5 secs)
3. Soodaro Mijoyo (90.8 secs)

800 Metres (35-39) Men

1. Reto Cavelti (2:10.2 secs)
2. Bob Snider (2:13.6 secs)
3. Mohd Daud Sagam (Brunei)(2:21.4 secs)

800 Metres (40-44) Men

1. Kwok Cheng Wah (2:14.5 secs)
2. Marthen Marumata (Ind.)(2:15.3 secs)
3. Chia Hearn Kok (2:21.2 secs)

800 Metres (45-49) Men

1. Kenneth Perera (2:20.2 secs)
2. Basri b. Darman (2:33.2 secs)
3. M.H. Salleh (2:42.1 secs)

800 Metres (50-54) Men

1. Lim Ching Huat (2:53.5 secs)

800 Metres (55-59) Men

1. S. Veerasamy (2:58.1 secs)
2. Sardool Singh (3:12.2 secs)

800 Metres (60 and over) Men

1. Leo Bee Cheow (2:49.1 secs)

800 Metres (35-39) Women

1. Effendi binte Buang (2:33.2 secs)(Indonesia)

1500 Metres (35-39) Men

1. Mohd Daud Sagam (Brunei)(5:06.5 secs)
2. N. Pookays (5:19.7 secs)
3. Leong Siew Choh (5:21.6 secs)

1500 Metres (40-44) Men

1. Ian D. Retford (4:21.4 secs)
2. Raj Kuppusamy (4:43.1 secs)
3. Marthen Marumata (4:45.1)(Indonesia)

1500 Metres (45-49) Men

1. Mohd Zain Ahmad (5:08.1 secs)

1500 Metres (45-49) Men cont'd

2. Gazari bin Gulam (5:11.8 secs)
3. Basri bin Darman (5:13.1 secs)

1500 Metres (50-54) Men

1. Khoo Kay Thong (5:35.1 secs)
2. Lim Ching Huat (5:39.9 secs)

1500 Metres (55-59) Men

1. M. Kandasamy (6:26.5 secs)
2. Shanmugam V. Pillai (7:7.9 secs)

1500 Metres (60 and over) Men

1. Samoris (Indonesia)(7:57.5 secs)

5000 Metres (35-39) Men

1. Bob Snider (18:33.6 secs)
2. Abdul Hamid Karman (19:54.6 secs)
3. Mohd Daud Sagam (20:20.6)(Brunei)

5000 Metres (40-44) Men

1. Ian D. Retford (18:01.4 secs)
2. Raj Kuppusamy (18:08.8 secs)
3. Marthen Marumata (18:57.6 secs)(Indonesia)

5000 Metres (45-49) Men

1. Gazari bin Gulam (20:25.0 secs)
2. Wilbur O. Wilson (21:07.01)
3. Rangoonvala, A.D. (21:19.3 secs)

5000 Metres (50-54) Men

1. Khoo Kay Thong (21:15.0 secs)
2. Lim Ching Huat (21:30.6 secs)
3. Sim Ah Whatt (23:18.0 secs)

5000 Metres (55-59) Men

1. Sardool Singh (22:18.0 secs)
2. M. Kandasamy (24:43.0 secs)
3. Yeo Kim Seng (24:53.0 secs)

5000 Metres (60 and over) Men

1. Lee Bee Cheow (25:53.0 secs)
2. Samoris (31:05.0 secs)(Indonesia)

5000 Metre Walk (35-39) Men

1. Abdul Hamid Karman (30:38.0 secs)

5000 Metre Walk (40-44) Men

1. Rocky Chau (28:19.6 secs)
2. R. Valoo (Malaysia) (23:43.4 secs)
3. A. Monoharan (30:22.0 secs)

5000 Metre Walk (45-49) Men

1. Ahmad b. Ismail (28:42.4 secs)(Malaysia)
2. Mohd Zain bin Abu (29:46.4 secs)
3. Jaswant Singh (30:21.0 secs)

5000 Metre Walk (50-54) Men

1. Tan Swee Pek (30:54.0 secs)
2. Bachit bin Abbas (31:37.0 secs)

5000 Metre Walk (50-54) Men cont'd

3. Mohd Noor b Ariffin (32:11.4 secs)(Malaysia)

5000 Metre Walk (55-59) Men

1. Kamsan b. Asiman (31:54.0 secs)
2. M. Kandasamy (34:26.0 secs)
3. Lai Hoong Ching (35:22.0 secs)

5000 Metre Walk (60 and over) Men

1. Kaka Singh (29:39.0 secs)
2. Ivor Freathy (31:40.0 secs)
3. Gabriel (Malaysia) (32:52.0 secs)

Discus Throw (35-39) Men

1. Leong Kiang Yoo (32.78 m)
2. Onn bin Timbang (25.32 m)(Brunei)
3. N. Segarajasingam (23.38 m)

Discus Throw (40-44) Men

1. Premjeit Singh (34.72 m)(Sarawak)
2. William Yeo (31.96)(Sarawak)
2. James Edwards (27.76 m)

Discus Throw (45-49) Men

1. M. Subramaniam (20.74 m)

Discus Throw (50-54) Men

1. Edwin Khoo (20.54 m)

Discus Throw (55-59) Men

1. Hong Siak Leng (10.62 m)

Discus Throw (60 and over) Men

1. A. Sibidol (Brunei)
(39.36 m)
2. Harry Roland Smith
(19.22 m)

Javelin (35-39) Men

1. Onn bin Timbang
(38.44 m)(Brunei)
2. Leong Kiang Yoo
(37.26 m)
3. N. Segarajasingam
(35.52 m)

Javelin (40-44) Men

1. Premjeit Singh
(44.52 m)(Sarawak)
2. Tan Chong Ming
(22.18 m)

Javelin (45-49) Men

1. M. Subramaniam
(19.56 m)

Javelin (50-54) Men

1. Edwin Khoo
(24.72 m)

Javelin (60 and over) Men

1. A. Sibidol (Brunei)
(51.18 m)
2. Harry Roland Smith
(21.58 m)
3. M.K. Sundram
(16.12 m)

Javelin (35-39) Women

1. Juliana Chua (Brunei)
(18.96 m)
2. Chua Swee Kim (Brunei)
(18.24 m)

Shot Putt (35-39) Men

1. Leong Kiang Yoo
(10.29 m)
2. Onn bin Timbang
(9.15 m)(Brunei)

Shot Putt (35-39) Men cont'd

3. N. Segarajasingam
(9.04 m)

Shot Putt (40-44) Men

1. William Yeo (Sarawak)
(12.30 m)
2. Premjeit Singh
(11.69 m)(Sarawak)
3. Tan Chong Ming
(9.64 m)

Shot Putt (50-54) Men

1. Edwin Khoo
(8.53 m)

Shot Putt (55-59) Men

1. Hong Siak Leng
(6.41 m)

Shot Putt (60 and over) Men

1. A. Sibidol (Brunei)
(15.18 m)
2. Harry Roland Smith
(7.65 m)

Shot Putt (40-44) Women

1. Leence Sigarrumbay
(7.86 m)(Indonesia)
2. Jeene S. Toar
(7.09 m)(Indonesia)

Joyce Regains Commonwealth Marathon Mark

THE INCREDIBLE CAREER of Joyce Smith (see next week's issue for the first part of her story) reached a new peak in Tokyo last Sunday when she won the international women's marathon there for the second year, this time with a new Commonwealth and UK record of 2:30:27. Only Grete Waitz (2:25:42 and 2:27:33) and Patti Catalano (2:29:34) have ever run faster, and those times were recorded on a point-to-point course in New York in competition against men. The Japanese race was for women only, the field numbering 44 drawn from eight nations, and started and finished in the Olympic stadium.

Joyce, who turned 43 last month, had a tremendous battle with French-Canadian Jacqueline Gareau, the winner of the Boston and Montreal races this year and for one day holder of the Commonwealth record with 2:31:42. Joyce drew away over the final 4km to win by just over half a minute. "I'm very tired, but very happy I won again", she said, adding: "this was my best marathon". Britain's other representative, Gillian Adams (2:37:56 in New York three weeks earlier) took third place in 2:40:53.

Joyce — who won her first English cross-country title in 1959 and whose honours have included the International CC title and a world record and European bronze medal at 3000m — made her marathon debut at Sandbach in June 1979, shattering the British record by nine minutes with a time of 2:41:37. She improved to 2:36:27 when winning the Avon International at Waldniel in September, and followed up two months later with victory in the inaugural Tokyo International in 2:37:48. Her 1980 campaign started unhappily when she blacked out towards the end of the Orange Bowl race in Miami in January, but there were no bad after effects for at Sandbach in June she ran 2:33:32 in what she regards as a training run. Following illness and injury she shouldn't really have raced in the Avon event in London in August, but she felt obliged to turn out and placed a gritty 7th in 2:41:22. She knew she was capable of 2:30 this year but nothing can ever be taken for granted in marathon running. Her superb time of 2:30:27 in Tokyo was over three minutes inside her own UK record and enabled her to recapture the Commonwealth record, held by Lorraine Moller (NZ) with 2:31:40. Lorraine, incidentally, chose to race a marathon in Rio last weekend, and finished 7th (first woman) in 2:39:10.

The Canadian Masters Track and Field Championships 1980

Meet director Danny Daniels was beset with a host of problems in connection with the site of this meet and finally staged it in two separate Provinces!! Mooney's Bay track in Ottawa, Ontario wasn't ready in time so Danny scheduled most events across the river in Hull, Quebec. The Hull facility lacked a cage for discus and hammer so competitors in these events were shuttled back to the Ontario site. Despite these problems and a late Saturday afternoon rainstorm which upset schedules the meet was a great success.

Individual fine performances were many and 22 Canadian Native and 12 Canadian Open Records fell. Outstanding were George Horton's 45-49 class wins in the two short sprints, Suerre Heitanens wins at everything between 800M and 10,000M in the 60-64 class and Diane Palmasons (W 40-44) proof that although she is best known at longer distances (Hanover medals at 5000, 10000 and Marathon) she can also turn on the speed. Diane won at 200M, 800M and 1500M in addition to 5 & 10 Km. Gord Gilmour (50-54)(no relation to Australia's John) displayed fine all round form with wins at 110M hurdles, 400M hurdles, Javelin, Triple Jump and 3000M S.C. plus a second at Long Jump and a third at 10000M as well. C.M.I.T.T. president Alastair Lynn celebrated his mid-century by finewins at 800M and 1500M. At both events he went out fast and was never threatened.

One of the most remarkable and emotional performances was that of blind 68 year old Ivy Gromstrom of Vancouver. Unlike other blind runners, she doesn't have physical contact with her guide, but runs slightly outside him. He is Paul Hoeberrings, himself partly blind. Sometimes in distress that she can't hear him she calls for reassurance which he promptly gives. Ivy ran 8:08.4 for 1500M, 30:09.7 for 5000 and 63:52.8 for 10000M.

CANADIAN MASTERS NATIONAL TRACK AND FIELD CHAMPIONSHIPS
Centre Asticou, Hull, Quebec/Mooney's Bay, Ottawa, Ontario

August 30/31, 1980

RESULTS

100 Metres

Sub-Masters:

1. Bailey, J.	Belleville	11.8
2. McKinnon, I.	Motor City Striders, Detroit	12.0
3. Lamarre, B.	N.C.R.A.	12.1
3. Tomlinson, B.	Almonte Legion	12.1
5. Smith, A.	Port Hope Kiwanis T.F.C.	12.5
6. Heit, M.	Unattached	13.1

Class 1A:

1. Rodrigues, A.	Masters Sprint Club	12.1
2. Morris, D.	Latvian T.F.C.	12.3
3. Bowling, B.	C.M.I.T.T.	12.4
4. Stoddart, J.	N.C.R.A.	13.1

Class 1B:

1. Horton George	Masters Sprint Club	11.6
2. Sundin, Alf	Latvian T.F.C.	12.6

Class 2A:

1. Pappas, A.	El Dorado, Kansas	12.7
2. Morris, K.	Master Sprint Club	13.1
3. Hering, K.	Sports Club '64	13.1
4. Ashcroft, P.	N.C.R.A.	13.5
5. Virkavs, K.	Latvian T.C.	13.7
6. Downey, B.	Tamarac (Florida)	13.8
7. Blakely, R.	N.C.R.A.	15.7

Class 2B:

1. Baum, N.	Masters Sprint Club	13.2
2. Ulam, J.	West Penn. T.C.	13.6

Class 3A:

1. Dunn, A.	Winnipeg	13.6
2. Obokata, A.	London - Western T.F.C.	14.2
3. Warwas, H.	Sportsclub '64	14.6
4. Jamieson, B.	Masters Sprint Club	14.5
5. Mackereth, B.	Masters Sprint Club	15.2

Class 3B:

1. Duncan, P.	York Univ. T.C.	13.9
2. Breslin, J.	Latvian, T.F.C.	15.3
3. Rich, B.	Masters Sprint Club	17.5

Class 4A:

1. Till, B.	M.T.F.C.	16.8
2. Brosz, A.	Sportsclub '64	17.2

Class 1WB:

1. Saull, E.	Uni A.C.	14.3
--------------	----------	------

Class 3W:

1. Saumier, I.	Uni-McGill	18.1
2. Kirkwood, P.	Uni-McGill	19.3
3. Yeomans, E.	Clifton, T.C.	20.5

200 Metres

Sub-Masters:

1. Bailey, J.	Belleville	23.4
2. Tomlinson, B.	Almonte Legion	24.2
3. McKinnon, I.	Motor City Striders Detroit	24.2
4. Lamarre, B.	N.C.R.A.	24.6
5. Smith, A.	Port Hope Kiwanis T.F.C.	25.6

Class 1A:

1. Rodrigues, A.	Masters Sprint Club	24.0
2. Campbell, S.	Unattached	24.3
4. Morris, D.	Latvian, T.F.C.	25.2

Class 1B:

1. Horton, G.	Sprint Masters Club	23.4
2. Sundin, A.	Latvian T.F.C.	25.0
3. Oxley, B.	York Uni. T.C.	26.5

200 Metres (cont'd)

Class 2A:

1. Pappas, A.	El Dorado, Kansas	26.0
2. Morris, K.	Masters Sprint Club	26.2
3. Hering, K.	Sportsclub '64	26.3
4. Virkavs, K.	Latvian, T.F.C.	26.4
5. Milner, D.	Unattached	26.7
6. Blakely, R.	N.C.R.A.	35.0

Class 2B:

1. Baum, N.	Masters Sprint Club	26.2
	(Best outdoor) (CNR)	

Class 3A:

1. Dunn, A.	Winnipeg	27.4
2. Obokata, A.	London Western T.F.C.	28.0
3. Warwas, H.	Sportsclub '64	29.1
4. Jamieson, G.	Masters Sprint Club	29.9
5. Mackereth, B.	Masters Sprint Club	30.0

Class 3B:

1. Duncan, P.	York Univ. T.C.	28.4
	(CNR)	
	(COR)	
2. Breslin, J.	Latvian T.F.C.	30.8
3. Rich, B.	Masters Sprint Club	37.0

Class 4A:

1. Brosz, A.	Sportsclub '64	38.6
--------------	----------------	------

Class 1WA:

1. Palmason, D.	O.K.H.	30.8
-----------------	--------	------

Class 1WB:

1. Saull, E.	Uni. A.C.	29.1
--------------	-----------	------

Class 3W:

1. Saumier, I.	Uni. McGill	37.9
2. Kirkwood, P.	Uni. McGill	42.0

400 Metres

Sub-Masters:

1. Tomlinson, B.	Almonte Legion	53.2
2. Lamarre, B.	N.C.R.A.	56.7

Class 1A:

1. Bowling, B.	CMITT (Florida)	53.9
2. Preston, M.	Unattached	58.0
3. Andrade, E.	Masters Sprint Club	59.9
4. Broderick, R.	Unattached	63.7

Class 1B:

1. Gluppe, G.	York Uni. T.C.	57.4
2. Oxley, B.	York Uni. T.C.	60.5

Class 2A:

1. Morris, K.	Masters Sprint Club	62.5
2. Gilmour, G.	CMITT	66.5

Class 2B:

1. Baum, N.	Masters Sprint Club	60.2
2. Edwards, P.	N.C.R.A.	74.2

Class 3A:

1. Dunn, A.	Winnipeg	64.5
	(Best outdoor) (CNR)	
2. Woodhouse, A.	MTFC	65.6
3. Warwas, H.	Sportsclub '64	68.2

Class 3B:

1. Breslin, J.	Latvian T.F.C.	72.9
----------------	----------------	------

800 Metres

Class 1A:

1. Williams, C.	Halifax	2:04.2
2. Coleman, C.E.	Deep River	2:11.2
3. Arnold, B.	O.K.H.	2:19.17
4. Broderick, R.	Unattached	2:27.8
5. Savage, B.	Etobicoke Huskies	2:29.1

Class 1B:

1. Hare, G.	N.C.R.A.	2:07.2
2. Gluppe, G.	York Uni. T.C.	2:08.4
3. Whitlock, E.	P.L.S.	2:12.5
4. Oxley, B.	York Uni. T.C.	2:15.9

Class 2A:

1. Lynn, A.	York Uni. T.C.	2:21.8
2. Morrow, J.	M.T.F.C.	2:40.0
3. Downey, B.	Tamarac (Florida)	2:40.0

Class 2B:

1. Farquharson, D.	M.T.F.C.	2:36.0
2. Houlden, J.	Winnipeg	2:38.5
3. Edwards, P.	N.C.R.A.	2:54.3

Class 3A:

1. Hietanen, S.	Vancouver Olympic Club	2:30.0
2. Woodhouse, A.	M.T.F.C.	2:30.6
3. Geer, D.	Southern Vermont R.R.C.	2:45.5
4. Hicklin, M.	M.T.F.C.	3:36.8

Class 4A:

1. Cortez Garcia, A.	Guadalajara, Mexico	3:24.6
2. Till, B.	M.T.F.C.	3:37.3

Class 1WA:

1. Palmason, D.	O.K.H.	2:29.8
-----------------	--------	--------

Class 3W:

1. Yeomans, E.	Clifton, T.C. (Ohio)	3:53.3 (CNR) (COR)
----------------	----------------------	--------------------

1500 Metres

Sub-Masters:

1. Beasley, G.	N.C.R.A.	4:28.7
2. Hall, A.	N.C.R.A.	4:35.2
3. Hansen, J.	Viking Ski Club	4:51.3
4. Armstrong, M.	Unattached	4:58.2

Class 1A:

1. Williams, C.	Halifax	4:17.9
2. Glyde, H.	E.O.L.	4:22.8
3. Coleman, C.E.	Deep River	4:34.5
4. Runnalls, A.L.	N.C.R.A.	5:00.2
5. Broderick, R.	Unattached	5:05.8
6. Savage, B.	Etobicoke Huskies	5:15.8

Class 1B:

1. Hare, G.	N.C.R.A.	4:24.1
2. Whitlock, E.	Pierrefonds, L.S.	4:29.3
3. Wallingford, R.	Sudbury, T.F.C.	4:34.2
4. Oxley, B.	York Uni. T.C.	4:43.0
5. Wallace, B.	Waterloo County AAA	4:51.6
6. Guzzo, G.	N.C.R.A.	5:14.9

Class 2A:

1. Lynn, A.	York Uni. T.C.	4:47.1
2. Bethune, D.	E.O.L.	5:22.2

Class 2B:

1. White, D.	Ottawa Valley T.C.	5:02.5
2. Bakker, G.	Unattached	5:04.1
3. Houlden, J.	Winnipeg	5:12.2
4. Farquharson, D.	MTFC	5:20.0
5. Crozier, B.	Mississauga	5:36.3
6. Edwards, P.	N.C.R.A.	5:47.1

Class 3A:

1. Hietanen, S.	Vancouver Olympic Club	4:55.9 (CNR)
2. Smith, S.	MTFC	5:05.6
3. Geer, D.	S. Vermont RRC	5:22.8
4. Greenhill, J.	MTFC	6:58.0

Class 4A:

1. Cortez Garcia, A.	Guadalajara, Mexico	7:00.9
2. Miller, W.	CMITT	7:14.5

1500 Metres (cont'd)

Class 1WA:

1. Palmason, D.	O.K.H.	4:56.4
-----------------	--------	--------

Class 3W:

1. Granstrom, I.	Vancouver	8:08.4 (CNR) (COR)
------------------	-----------	--------------------

5000 Metres

Sub-Masters:

1. Beasley, G.	N.C.R.A.	16:56.2
2. Hansen, J.	Viking Ski Club	18:08.1
3. Armstrong, M.	N.C.R.A.	20:13.4
4. Parchelo, J.	N.C.R.A.	20:23.6

Class 1A:

1. Glyde, H.	E.O.L.	16:27.1
2. Svab, M.	Sarnia T.F.C.	16:38.8
3. Gregory, H.	Pierrefonds L.S.	17:13.6
4. Risk R.	Uni. of Toronto	18:07.2
5. Spencer, W.	Napanee	18:31.9

Class 1B:

1. Wallingford, R.	Sudbury T.F.C.	16:32.7
2. Howe, J.	N.C.R.A.	16:45.0
3. Day, M.	N.C.R.A.	16:46.7
4. Bowman, R.	Waterloo County AAA	17:02.6
5. Johnston, J.	M.T.F.C.	17:11.9
6. Allen, B.	Napanee	19:14.9
7. Guzzo, G.	N.C.R.A.	19:24.0

Class 2A:

1. Daniels, D.	N.C.R.A.	18:22.6
2. Morrow, J.	M.T.F.C.	18:43.3
3. Gray, J.	Deep River	19:42.0
4. Vikstrom, T.	Viking Ski Club	20:04.2
5. Bethune, D.	E.O.L.	20:13.1
6. Thomson, A.S.	N.C.R.A.	20:49.2
7. MacDonald, A.	O.K.H.	21:03.7

Class 2B:

1. Houlden, J.	Winnipeg	18:58.1
2. Bakker, G.	Unattached	19:24.1
3. Taylor, A.	N.C.R.A.	20:24.3
4. Edwards, P.	N.C.R.A.	20:34.8
5. Richardson, K.	Lions Gate RR	20:35.4
6. Crozier, B.	Mississauga	20:56.3
7. Helguts, I.	Latvian T.F.C.	21:12.2

Class 3A:

1. Hietanen, S.	Vancouver Olympic Club	17:54.9 (CNR)
2. Smith, S.	M.T.F.C.	19:29.1
3. Geer, D.	S. Vermont RRC	20:34.4

Class 3B:

1. Rupners, E.	N.C.R.A.	22:50.4
2. Cruickshank, R.	Unattached	23:37.9

Class 4A:

1. Cortez Garcia, A.	Guadalajara, Mexico	25:47.7
2. Miller, W.	C.M.I.T.T.	26:34.8

Class 0W:

1. Hansen, B.	Viking Ski Club	20:21.0 (CNR) (COR)
2. Huxter, M.	Unattached	20:48.5

Class 1WA:

1. Palmason, D.	O.K.H.	18:37.1 (CNR) (COR)
2. Hare, S.	N.C.R.A.	20:46.2
3. Wilson, R.	N.C.R.A.	26:53.1

Class 2W:

1. Fitzgerald, R.	Lennoxville T.C.	25:44.3 (CNR)
-------------------	------------------	---------------

Class 3W:

1. Granstrom, I.	Vancouver	30:09.7 (CNR)
------------------	-----------	---------------

10,000 Metres

Class 1A:

1. Svab, M.	Sarnia T.F.C.	34:30.7
2. Gregory, H.	Pierrefonds L.S.	35:24.0
3. Little, D.	Unattached	37:09.8
4. Spencer, W.	Napanee	38:36.7
5. Oakes, G.	N.C.R.A.	39:48.5
6. Palen, W.	N.C.R.A.	41:07.8
7. Woolner, S.	Unattached	41:02.3

10,000 Metres (cont'd)

Class 1B:

1. Wallingford, R.	Sudbury T.F.C.	34:56.8
2. Howe, J.	N.C.R.A.	35:18.8
3. Wallace, D.	Markham	35:43.7
4. Johnston, J.	M.T.F.C.	36:29.0
5. Martindill, B.	Hamilton A.C.	38:42.2
6. Allen, B.	Napanee	39:19.6

Class 2A:

1. Daniels, D.	N.C.R.A.	37:45.2
2. Morrow, J.	M.T.F.C.	39:26.3
3. Gilmour, G.	C.M.I.T.T.	41:32.7
4. Gray, J.	Deep River	43:01.9
5. Booler, P.	N.C.R.A.	* 45:59.8

Class 2B:

1. Houlden, J.	Winnipeg	40:19.4
2. Edwards, P.	N.C.R.A.	42:40.0
3. Richardson, K.	Lions Gate RR	43:01.9
4. Taylor, A.	N.C.R.A.	44:04.0
5. Helguts, I	Latvian T.F.C.	44:44.8

Class 3A:

1. Hietanen, S.	Vancouver Olympic Club	37:17.4 (CNR)
2. Geer, D.	Southern Vermont R.R.C.	42:53.2

Class 3B:

1. Rupners, E.	N.C.R.A.	46:28.7
2. Cruickshank, R.	Unattached	49:30.7

Class 4A:

1. Miller, W.	C.M.I.T.T.	55:26.4
---------------	------------	---------

Class OW:

1. Hansen, B.	Viking Ski Club	43:26.0 (CNR) (COR)
---------------	-----------------	---------------------

Class 1WA:

1. Palmason, D.	O.K.H.	39:15.2
2. Wilson, R.	N.C.R.A.	56:11.3
3. Odium, J.	M.T.F.C.	62:30.4

Class 1WB:

1. Daniels, M.	N.C.R.A.	51:27.2
----------------	----------	---------

Class 2W:

1. Fitzgerald, R.	Lennoxville T.C.	55:11.1 (CNR) (COR)
-------------------	------------------	---------------------

Class 3W:

1. Granstrom, I.	Vancouver	63:52.3 (CNR) (COR)
------------------	-----------	---------------------

110 Metres Hurdles

Class 1A:

1. Bain, H.	C.M.I.T.T.	19.5
-------------	------------	------

Class 1B:

1. Wallace, B.	Waterloo County AAA	22.4
----------------	---------------------	------

Class 2A:

1. Gilmour, G.	C.M.I.T.T.	20.5
----------------	------------	------

Class 3A:

1. Obokata, A.	London Western T.F.C.	19.8 (equals CNR) (equals COR)
2. Pickl, M.	Sportsclub '64	21.7

400 Metres Hurdles

Class 1A:

1. Rodrigues, A.	Masters Sprint Club	64.4
2. Coleman, C.	Deep River	67.0

Class 1B:

1. Wallace, B.	Waterloo County AAA	73.7
----------------	---------------------	------

Class 2A:

1. Gilmour, G.	C.M.I.T.T.	72.7
2. Morris, K.	Masters Sprint Club	77.9

Class 3A:

1. Obokata, A.	London Western TFC	71.5 (CNR) (COR)
2. Woodhouse, A.	M.T.F.C.	79.8

3000 Metres Steeplechase

Class 1A:

1. Savage, B.	Etobicoke Huskies	12:41.1
---------------	-------------------	---------

Class 1B:

1. Bowman, R.	Waterloo County AAA	11:02.7
2. Johnston, J.	M.T.F.C.	11:31.2
3. Oxley, B.	York Uni. T.C.	11:39.0
4. Wallace, B.	Waterloo County AAA	11:47.1

Class 2A:

1. Gilmour, G.	C.M.I.T.T.	12:45.9
----------------	------------	---------

Class 2B:

1. Farquharson, D.	M.T.F.C.	13:11.8
--------------------	----------	---------

5000 Metres Walk:

Sub-Masters:

Y. Freeman, M.	M.T.F.C.	30:55.9
----------------	----------	---------

Class 1A:

1. Arnold, B.	O.K.H.	26:31.8
---------------	--------	---------

Class 2A:

1. Booler, P.	N.C.R.A.	33:55.4
---------------	----------	---------

Class 3B:

1. Yeomans, H.	CMITT (Ohio)	33:41.9
----------------	--------------	---------

Class 2W:

1. Costigan, A.	N.Y. Masters	43:19.9
-----------------	--------------	---------

Class 3W:

1. Yeomans, E.	Clifton T.C. (Ohio)	35:41.1
----------------	---------------------	---------

High Jump

Class 1A:

1. Andrade, E.	Masters Sprint Club	1.58
2. Morris, D.	Latvian T.F.C.	1.55
3. Bain, H.	C.M.I.T.T.	1.35

Class 2A:

1. Hering, K.	Sportsclub '64	1.35
---------------	----------------	------

Class 2B:

1. Teteris, V.	Latvian T.F.C.	1.20
----------------	----------------	------

Class 3A:

1. Pickl, M.	Sportsclub '64	1.34
2. Purgalis, E.	Latvian T.F.C.	1.10

Class 3B:

1. Yeomans, H.	C.M.I.T.T. (Ohio)	1.10
----------------	-------------------	------

Class 4A:

1. Dunham W.	Manchester (Maine)	1.25 (CNR) (COR)
2. Ticmanis, A.	Latvian T.F.C.	1.10
3. Brosz, A.	Sportsclub '64	1.00

Long JumpSub-masters:

1. Lamarre, B.	N.C.R.A.	6.03
2. Pachovsky, G.	Etobicoke Striders	5.75

Class 1A:

1. Rodrigues, A.	Masters Sprint Club	5.05
2. Bain, H.	CMITT	5.03
3. Andrade, E.	Masters Sprint Club	4.91

Class 1B:

1. Carstensen, P.	N.Y. Masters	4.83
-------------------	--------------	------

Class 2A:

1. Hering, K.	Sportsclub '64	4.68
2. Gilmour, G.	CMITT	4.28

Class 2B:

1. Pavasars, K.	Latvian T.F.C.	4.63
2. Baum, N.	Masters Sprint Club	4.49
3. Teteris, V.	Latvian T.F.C.	4.03

Class 3A:

1. Obokata, A.	London Western TFC	4.46
2. Pickl, M.	Sportsclub '64	4.16
3. Warwas, H.	Sportsclub '64	4.03
4. Greenhill, J.	M.T.F.C.	3.69

Class 4A:

1. Dunham, W.	Manchester, Maine	3.06
2. Koski, W.	Latvian T.F.C.	3.01
3. Ticmanis, A.	Latvian T.F.C.	3.00
4. Brosz, A.	Sportsclub '64	2.65

Triple JumpClass 1A:

1. Rodrigues, A.	Masters Sprint Club	10.99
2. Andrade, E.	Masters Sprint Club	10.75
3. Bain, H.	CMITT	10.45

Class 1B:

1. Carstensen, P.	N.Y. Masters	10.15
-------------------	--------------	-------

Class 2A:

1. Gilmour, G.	CMITT	9.25
----------------	-------	------

Class 2B:

1. Pavasars, K.	Latvian T.F.C.	9.73 (CNR)
2. Teteris, V.	Latvian T.F.C.	8.12

Class 3A:

1. Pickl, M.	Sportsclub '64	9.01
--------------	----------------	------

Class 4A:

1. Ticmanis, A.	Latvian T.F.C.	5.64
2. Brosz, A.	Sportsclub '64	4.51

Pole VaultClass 1B:

1. Dumas, G.	Victoria T.C.	3.66
--------------	---------------	------

Class 2A:

1. Hering, K.	Sportsclub '64	2.41
---------------	----------------	------

Class 2B:

1. Teteris, V.	Latvian T.F.C.	2.41 (CNR)
----------------	----------------	---------------

Class 3A:

1. Pelland A.S.	Victoria T.C.	2.41
-----------------	---------------	------

Class 4A:

1. Ticmanis, A.	Latvian T.F.C.	1.70
2. Brosz, A.	Sportsclub '64	1.60

Shot PutSub-masters:

1. Heit, M.	Unattached	7.76
-------------	------------	------

Shot Put (cont'd)Class 1B:

1. Olson, L.	Green Mountain AA	12.77
2. Sundin, A.H.	Latvian T.F.C.	11.65
3. Carstensen, P.	N.Y. Masters	10.46
4. Tovell, J.	Latvian T.F.C.	9.21

Class 2A:

1. Giagnogloy, G.	Latvian T.F.C.	9.72
2. Hering, K.	Sportsclub '64	8.80
3. Saul, V.	Uni A.C.	7.50

Class 2B:

1. Zakis, A.	Latvian T.F.C.	11.10
2. Ulam, J.	West Penn T.C.	11.00

Class 3A:

1. Parsons, H.	Latvian T.F.C.	11.83
2. Purgalis, E.	Latvian T.F.C.	10.96
3. Caune, A.	Latvian T.F.C.	10.10
4. Warwas, H.	Sportsclub '64	9.57
5. Jamieson, B.	Masters Sprint Club	8.72

Class 3B:

1. Yeomans, H.	CMITT (Ohio)	8.93
2. Katona, J.	G.W.I.(M.T.L.)	8.62

Class 4A:

1. Ticmanis, A.	Latvian T.F.C.	9.91
2. Brosz, A.	Sportsclub '64	8.29
3. Koski, W.	Latvian T.F.C.	8.08

Class 3W:

1. Yeomans, E.	Clifton T.C. (Ohio)	6.07 (CNR)
----------------	---------------------	---------------

DiscusClass 1A:

1. Morris, D.	Latvian T.F.C.	30.12
---------------	----------------	-------

Class 1B:

1. Olson, L.	Green Mountain AA	37.90
2. Sundin, A.	Latvian T.F.C.	33.20
3. Tovell, J.	Latvian T.F.C.	30.90

Class 2A:

1. Giagnogloy, G.	Latvian T.F.C.	30.16
2. Hering, K.	Sportsclub '64	28.08

Class 2B:

1. Pavasars, K.	Latvian T.F.C.	35.06
2. Zakis, A.	Latvian T.F.C.	33.38
3. Downey, B.	Tamarac, Florida	23.26

Class 3A:

1. Parsons, H.	Latvian T.F.C.	38.70
2. Purgalis, E.	Latvian T.F.C.	28.18
3. Taylor, A.	Burlington Y.R.C.	27.60
4. Warwas, H.	Sportsclub '64	26.30
5. Jamieson, G.	Masters Sprint Club	25.28
6. Greenhill, J.	M.T.F.C.	20.86

Class 3B:

1. Katona, J.	G.W.I., Montreal	22.98
---------------	------------------	-------

Class 4A:

1. Ticmanis, A.	Latvian T.F.C.	26.52
2. Koski, W.	Latvian T.F.C.	25.34
3. Brosz, A.	Sportsclub '64	19.02
4. Dunham, W.	Manchester (Maine)	18.56

JavelinClass 1A:

1. Morris D.	Latvian T.F.C.	40.78
2. Andrade, E.	Masters Sprint Club	27.70

Class 1B:

1. Olson, L.	Green Mountain AA	43.96
2. Sundin, A.	Latvian T.F.C.	41.32
3. Carstensen, P.	N.Y. Masters	34.16
4. Tovell, J.	Latvian T.F.C.	33.50

1st November--The Brooks Canadian Masters Cross-Country Championships,
Sunnybrook Park, Toronto

- 9 -

Javelin (cont'd)

Class 2A:

1. Gilmour, G.	CMITT	34.98
2. Hering, K.	Sportsclub '64	28.25
3. Giagnogloy, G.	Latvian T.F.C.	27.90
4. Saul, V.	Uni. A.C.	22.54

Class 2B:

1. Ulam, J.	West Penn. T.C.	37.24
2. Zakis, A.	Latvian T.F.C.	22.52

Class 3A:

1. Purgalis, E.	Latvian T.F.C.	38.06
2. Parsons, H.	Latvian T.F.C.	30.60
3. Warwas, H.	Sportsclub '64	24.50
4. Mackereth, B.	Masters Sprint Club	22.64
5. Caune, A.	Latvian T.F.C.	21.88
6. Greenhill, J.	M.T.F.C.	18.46

Class 4A:

1. Dunham, W.	Manchester, Maine	27.46 (CNR)
2. Brosz, A.	Sportsclub '64	22.40
3. Koski, W.	Latvian T.F.C.	19.94
4. Ticmanis, A.	Latvian T.F.C.	18.74

Hammer Throw

Class 1B:

1. Olson, L.	Green Mountain AA	37.32
2. Carstensen, P.	N.Y. Masters	34.46
3. Tovell, J.	Latvian T.F.C.	25.84

Class 2A:

1. Giagnogloy, G.	Latvian T.F.C.	35.20
-------------------	----------------	-------

Class 2B:

Zakis, A.	Latvian T.F.C.	22.68
-----------	----------------	-------

Class 3A:


1. Parsons, H.	Latvian T.F.C.	33.46
2. Purgalis, E.	Latvian T.F.C.	27.92
3. Caune, A.	Latvian T.F.C.	26.00

Class 3B:


1. Katona, J.	GWI (Montreal)	34.69 (CNR)
---------------	----------------	----------------

Class 4A:

1. Koski, W.	Latvian T.F.C.	27.50 (CNR)
2. Ticmanis, A.	Latvian T.F.C.	22.40



"Look at those old geezers sitting around, going to seed."



"Look at those old fools running themselves into the ground."

One hundred and eleven starters answered the gun for the 7th Annual running of the Canadian Masters Cross-Country Championships. Derek Fernee making his first appearance in Masters Cross-Country running and Bob Daniell the defending champion were obviously strong contenders in the 40-44 class, but a wide variety of well know track and road performers, as well as C.C. devotees made for a most interesting competition. In 45-49 the competition seemed to be between George Milne and Bob Bowman despite the fact that entry numbers made this the largest age class and an unknown quantity graced our ranks in the person of Dr. Denis Friedlander of New Zealand. The 50-54 class brought together those many time rivals Arthur Taylor from Edmonton and Cliff Hall on his home course. Opinion on 55-59 chances was 100% in favour of Bill Cameron whilst opinion on the 60-64 class was divided slightly in favour of Stan Smith over Whitey Sheridan. Alex Woodhouse was an outsider. The best field of women we have ever had also promised some exciting running.

Conditions were ideal, dry with comfortable temperatures. Although there was a north wind, much of the course after the initial circuit is sheltered, so that this was not a factor.

Fernee and Daniell immediately assumed the lead and the first half of the race saw the rest of the pack interchanging behind them as various facets of the course favoured first one and then another. Most age classes seemed to be running true to form except that Arthur Taylor broke away from Cliff Hall earlier than usual and seemed bent on threatening the entire field, Alex Woodhouse seemed to be keeping tag on his favoured rivals better than expected and Christine Walker was going very fast in an effort to reverse the 5km results of a month earlier against Audrey McCabe.

During the second circuit of the lower loop Derek broke away from Bob Daniell and steadily established the lead that would give him a 39-second win. His time of 33:45 was the fastest ever over this exact circuit.* Bob Daniell's 34:24 was the exact same time he ran one year previously in winning the Canada-U.S.A. Match. Bob Christensen was elated to take 3rd position in his first time ever Cross-Country race.

Meantime, hanging on to Arthur Taylor's coattails, George Milne had succeeded in easing away from Bob Bowman and although Arthur won the hard fought duel, George succeeded in taking the crown for the 45-49 class, 35 seconds faster than 1979. Bob was second, bettering last year's time even more substantially. Dave Wallace of the newly formed Markham Centaurs Club took third.

What more can be said of Arthur Taylor? Year after year he dominates his age class but rarely by the margin he produced this time. If his 1979 time was sensational, this year he outpaced it, bettering even his World Championship time of 1975.* Cliff Hall ran his usual fine race for second whilst ever-keen Danny Daniels took the bronze medal.

Bill Cameron did even more than was expected of him, winning the 55-59 class by the remarkable margin of almost 4 minutes!! Sam Groves forgot his poor race at the Ontario Championships and came back with a good one to take second spot whilst Gerry Bakker bearing out his summertime fitness on the track came through for third.

About midway through the race Alex Woodhouse took the lead in the 60-64 battle, nursed it along, keeping an eye on Stan Smith and built it up to a ten-second margin with a strong finish. Ever-game Whitey Sheridan chased Stan home for the third spot. Those marvellous septuagenarians Wesley Miller and Blain Till earned the admiration of the field in the senior race. Both finished full of beans.

The women are running more strongly at this type of competition all the time. Jennifer Stocker came through well in the 35-39, Cheryl and Ria Harting, taking the silver and bronze medals respectively, are improving every time out. Christine Walker and Audrey McCabe ran a sensational race in the 40-44 class, with the former starting fast, holding on to the lead and then turning it on at the last to win. Cecilia Ross ran a well judged race to finish third in this category. In the women's 45-49 class Joanne Castle was a confident first and Anna Burnott, new to Cross-Country, took second.

Judith Kazdan, undefeated in World Class Cross Country, had run the Labatt's Marathon two weeks previously and so elected not to take part. We were thus robbed of a contest between her and rapidly improving Jean Cleator. Jean's very fast time suggests she would have won. It must be remembered, of course, that they would be in different categories at World level. Jean made the trip from B.C. and defeated all but 3 of the women from younger age classes.

Liese Lowe-Whyte has also been doing some homework and knocked almost 4 minutes from last year's time to take the silver. Twin sisters Rhonda Gillis (Toronto) and Rhoda Eaves (Montreal) are normally Cross-Country skiers, but this time turned admirably to running. Hope we see more of you, Rhonda & Rhoda.

In team scoring, University of Toronto overpowered in the 40-49 class, M.T.F.C. in the 50-59 and 60+ men's classes, whilst Credit Valley Marathon Club won the Women's team event.

A banquet followed the race from which everyone went away full of sliced meats, cheese and potato salad, and lashings of sherry trifle. Everyone lost this battle. Thanks again, Brooks, for the great support. Everyone was delighted. A special pat on the back to John Young and his helpers for the fine marking and officiating job and the ladies who helped with the spread. Roll on next year!!

* Roy Fowler's (England) winning time of 32:51 with John MacDonald (New Zealand) 33:44 for second place at the first World Masters Championships (1975) are difficult to compare. Although distances were about

the same, Fowler and MacDonald twice ran a section through the river but not the "finger" behind the pavilion.

** For the above reasons Arthur Taylor's times are hard to compare.

RESULTS--C.M.A.A. CROSS-COUNTRY CHAMPIONSHIPS
SUNNYBROOK PARK, TORONTO--November 1, 1980.

MEN 40-44

1. Dereck Fernee	UTTC	33:45	16. Bruce Hill	CVMC	39:07
2. Bob Daniell	Mississauga	34:24	17. Grant Lowery	Toronto YMCA	40:08
3. Bob Christensen	UTTC	34:57	18. Norm Abbott	MTFC	40:42
4. Gary Baker	Toronto	35:55	19. Eric McCormack	WCAAA	40:42
5. Don Fergusson	Cambridge CAUB	36:16	20. Michael Goodstadt	Toronto	41:03
6. Carl Hall	UUTC	36:22	21. John Bradbury	Toronto	41:52
7. Miro Svab	Sarnia	36:30	22. Drago Jakob	Toronto	42:08
8. Harry Gregory	PLS Montreal	36:45	23. Karl Merschenz	MTFC	42:25
9. Hugh Wilson	PLS Montreal	37:03	24. Pat Webb	Oakville	44:38
10. Dave Little	Douglas Ont.	37:27	25. Bruce Savage	Etobicoke Huskies	44:54
11. Bill Arnold	NCRA Ottawa	37:57	26. James Pascoe	Nobleton Ont.	45:41
12. Chuck Austin	Toronto	38:01	27. Van Mather		45:55
13. Ray Unger	Etobicoke Huskies	38:51	28. Ted Hungerford	Maple Ont.	48:22
14. Ed Hughes	Etobicoke	38:52	29. Douglas Alles	Stouffville Ont.	49:42
15. Anton Van Dijk	Owens P.P.	39:05			

MEN 45-49

1. George Milne	MTFC	35:36	16. Dave Milne	MTFC	40:28
2. Bob Bowman	WCAAA	36:19	17. Mendal Smith	Oshawa Legion	40:32
3. Dave Wallace	Markham	36:52	18. Gordon Auty	Guelph R.R.	40:55
4. Jim Howe	NCRA Ottawa	36:53	19. Paul Debiasi	Toronto	41:09
5. Gerry Hare	NCRA Ottawa	37:08	20. John Perrins	Thornhill	41:15
6. Ed Whitlock	PLS Montreal	37:25	21. Jim Milligan	MTFC	41:24
7. John Johnston	MTFC	37:42	22. David Dixon	St. Catharines	41:26
8. Hein Brack	Burlington	38:20	23. Derick Sweeting	CVMC	41:34
9. Richard Graves	Etobicoke Huskies	38:46	24. David Tannahill	Owen Sound	41:48
10. D. Friedlander	New Zealand	38:54	25. Siegfried Finke	Bolsover Ont.	43:37
11. James McIlwham	Cobourg	39:01	26. Andrew Pressburger	Don Mills	45:31
12. Art Rappich	MTFC	39:30	27. Ron Chase	MTFC	45:45
13. Gord Boyd	Brantford	39:37	28. Brian Greenbush		46:07
14. David Willet	Niagara Falls	40:02	29. Peter Jones	Burlington	46:34
15. Bill Woolwine	U.S.A.	40:16	30. Harry Price	Toronto	47:34

Teams Men 40-49

1. UTTC (Fernee, Christensen, Hall)	12 PTS.
2. PLS Mont. (Gregory, Wilson, Whitlock)	36 PTS.
3. NCRA Ottawa (Arnold, Howe, Hare)	45 PTS.
4. MTFC Toronto (Geomine, Johnston, Rappich)	50 PTS.
5. Etobicoke H. (Graves, Unger, Cameron)	63 PTS.

MEN 50-54

1. Arthur Taylor	WCAAA	35:30
2. Cliff Hall	MTFC	37:21
3. Danny Daniels	NCRA Ottawa	38:38
4. Jim Morrow	MTFC	39:08
5. Jack Reid	WCAAA	39:18
6. Ralph Lang	Etobicoke Huskies	39:29
7. John Lowe-Wylde	West Hill	44:15
8. Ernest Roth	Burlington	44:32
9. Alex MacDonald	NCRA Ottawa	46:09
10. R. Lockhart	Toronto	46:14
11. Ron Carroll	Toronto	47:34
12. Tim Thompson	NCRA Ottawa	47:58
13. Ken Morris	Master Sports	48:56
14. Paul Belliveau	MTFC	49:53
15. Len Tretzetiak	SC64	50:53
16. Jim Flowers	Willowdale	53:08

MEN 50-59

1. Bill Cameron	Etobicoke Huskies	38:05
2. Sam Groves	Oakville	41:57
3. Gerry Bakker	Cambridge	42:39
4. Don Farquharson	MTFC	43:52
5. Ted Maidman	Oshawa Legion	44:06
6. Jim Truill	Toronto Is.Str.	44:25
7. Ken Richardson	B.C.	44:32
8. Earl Williams	MTFC	46:09
9. Andy Taylor	NCRA	46:24

MEN 60-64

1. Alex Woodhouse	MTFC	44:44
2. Stan Smith	MTFC	44:54
3. Whitey Sheridan	HAC	44:56
4. Art Obokata	London W.	49:24
5. Elmer Phillips	Toronto	50:58

Teams 50-59

1. MTFC, Toronto (Hall, Morrow, Farquharson)	75 PTS.
2. NCRA, Ottawa (Daniels, MacDonald, Taylor)	35 PTS.

Teams 60+

1. MTFC, Toronto (Woodhouse, Smith, Till)	10 PTS.
---	---------

Teams 70+

1. Wesley Miller	Willowdale	54:02
2. Blain Till	MTFC	66:01

WOMEN 35-39

1. Jennifer Stocker	CVMC	44:46
2. Cheryl Hughes	Etobicoke	46:47
3. Ria Harting	Toronto	47:31
4. Vikki Britnell	Toronto	51:02
5. Judy Morley	Hamilton	51:46
6. Carol Mitchell	Toronto	52:30
7. Susan Dulny	Ajax	61:35

WOMEN 40-44

1. Christine Walker	CVMC	42:43
2. Audrey McCabe	CVMC	43:27
3. Cecilia Roth	Burlington	47:41
4. Sheila Hare	NCRA	48:57
5. Julie De Pass	Oakville	53:12
6. Rose Ann Wilson	NCRA	55:40

WOMEN'S Team

1. CVMC (Walker, McCabe, Stocker)	6 PTS.
-----------------------------------	--------

WOMEN 45-49

1. Joanne Castle	CVMC	48:28
2. Anna Bannott	Thornhill	50:30

WOMEN 50+

1. Jean Cleator	B.C.	46:48
2. Liese Lowe-Whyte	West Hill	49:34
3. Rhonda Gillis	Toronto	57:28
4. Rhoda Eaves	Montreal	60:52

Hambly, Fox Win National 10K Cross-Country

from Tom Sturak

SEATTLE, WASH., November 9. David Hambly and Judy Fox were the overall men's and women's winners in the National Athletics Congress masters 10-kilometer cross-country championships today in 40-degree weather and intermittent rain over a true "English-style course" in Luther Burbank Park on Merced Island.

After a series of runner-up finishes this year, Hambly finally shed his bridesmaid status to win his first age 7...

NATIONAL MASTERS 10K CROSS-COUNTRY CHAMPIONSHIPS. SEATTLE, WASH., November 9.

UNOFFICIAL RESULTS:

M40-44			
Dave Hambly	WA	35:04	
Earl Ellis	WA	35:23	
Jerry Schmidt	WA	35:31	
Dan Conway	WI	35:34	
Michael Hefferman	OR	35:52	
Bill Meinhardt	CA	35:56	
M45-49			
Derek Mahaffey	WA	35:54	
Ulrich Kaempf	CA	37:03	
Keith Baker	WA	38:34	
Joseph Wilson	CA	38:47	
Al Schwenkendorf	WA	39:04	
Bryan Holmes	CA	39:21	
M50-54			
Bill Stock	CA	38:11	
Bill Phillips	CA	39:15	
Bill McChesney	OR	39:37	
M55-59			
Jim O'Neil	CA	40:07	
Eric Hughes	WA	43:41	
Anders Jacobsen	OR	44:34	
M60-64			
John Lafferty	CA	45:09	
Donald Dilworth	CA	45:25	
Harold Copeland	WA	46:58	
M65-69			
Jerry Satterlee	WA	54:02	
Gene Hess	WA	63:12	
M70+			
Norm Bright	WA	62:57	
M40-44			
Judy Fox	CA	39:42	
Joan Uilyot	CA	43:12	
Judy Groombridge	WA	43:20	
M45-49			
Vicki Bigelow	CA	42:19	
Dorothy Stock	CA	42:48	
Nicki Hobson	CA	44:55	
M50-54			
Marion Irvine	CA	43:56	
Anne Johnson	CA	44:19	
Ruth Anderson	CA	45:49	
M55-59			
Mary Storey	CA	48:06	
Phyllis Pearson	WA	62:37	
Joan Wood	WA	64:54	
M60+			
Josephine Hess	WA	55:36	
Dorothy Tanning	WA	64:15	

national masters championship.

Fox just turned 40. As predicted off her smashing runs this year as a 39-year-old, she devoured some of the top women masters in the country, finishing over 2 minutes ahead of her nearest rival while just "cruising," according to one observer.

The race attracted 171 entrants, including 40 women. Half came from California. The well-organized race was sponsored by the Penn Mutual Life Insurance Co. and the Nike Shoe Co. Local Penn agent John Berger helped out with details.

"There was real mud in places," said Tom Sturak, "and several runners slipped and went down. But most of the runners seemed to appreciate the challenge. It was like a true European course."

Sister Marion Irvine, world 50+ distance record-holder who won the W50 division, said: "I've never run on anything like that before."

Hambly's winning time was 35:04. Since Hambly generally runs around 31-32 on the flat, most entrants could mentally subtract 3 or 4 minutes from their time to get a 10k fix.

Following Hambly was Earl Ellis in 35:23, Jerry Schmidt in 35:31 and Dan Conway, who beat Hambly in March

DAVID HAMBLY, where are you?

M40-49			
T. West Valley TC	3:38:18		
Judy Fox			
Joan Uilyot			
Marilynn Harbin			
Sue Stricklin			
Betsy White			
2. San Diego TC	3:42:18		
Dorothy Stock			
Anne Johnson			
JoAnne Witchery			
Nicki Hobson			
Patty Pastore			
3. Seattle TC	3:52:03		
Judy Groombridge			
Pat Thomas			
Nola Bruhn			
Mary Alice Bartell			
Curtis			
M60+			
San Diego TC			
John Lafferty			
Donald Dilworth			
Wayne Zook			

in the national 15k, 4th in 35:34.

Derek Mahaffey finished 5th overall and took the M45 title in 35:54. San Diego's Bill Stock won the M50 in 38:11. Jim O'Neil copped M55 honors in 40:04. John Lafferty, Jerry Satterlee and Norm Bright won their respective M60, 65 and 70 divisions.

Vicki Bigelow was 2nd woman across the line, taking the W45 title in 42:19, giving Dorothy Stock (42:48) one of her infrequent defeats.

Joan Uilyot was 4th woman -- 2nd W40--in 43:12, with Judy Groombridge 3rd W40 in 43:20.

Irvine ran 43:56 to top Anne Johnson (44:19) and Ruth Anderson (45:49) in the very competitive women's 50-54 division. Mary Storey notched 48:06 to win the W55 crown by 14 minutes. Josephine Hess was the W60 victor.

In team competition, the Snohomish Track Club of Seattle won the M40-49 title. The San Diego Track Club took M50-59 and M60+ honors. The women's 40+ crown went to the West Valley Track Club of Northern California.

A couple of snags: the Athletics Congress medals and patches didn't arrive, and the unofficial results, after the 37-minute mark, may be about 12 seconds slow. More details next month.

TEAM SCORING:

M40-49			
1 Snohomish TC "A"	2:59:39		
Dave Hambly			
Earl Ellis			
Derek Mahaffey			
Maurice Pratt			
Phil Walkden			
2 West Valley TC	3:03:03		
Ulrich Kaempf			
Bob Welick			
Charles Harris			
Tim Rostege			
Roger Bryan			
3 Snohomish TC "B"	3:08:55		
Bob Langenbach			
Bob Hughes			
Val Schultz			
Al Huff			
Keith Baker			
M50-59			
1. San Diego TC	3:18:53		
Bill Stock			
Bill Phillips			
Jim O'Neil			
Marsh Haraden			
Rod Johnson			
2. Snohomish TC	3:43:17		
Howard Miller			
Bob Phelps			
Herb Welsh			
Norm Clark			
Leon Holman			

The BROOKS Canada VS U.S.A.
Masters Cross Country Match
Ann Arbor, Michigan, U.S.A.
November 16th 1980

This event, the fourth in an annual series had been previously won twice by Canada and once by U.S.A.: Neither team, however, had previously won away from home. A feature of this event is that the scoring is of a more considerable depth than most Cross Country events and all age classes are concerned in the results:

A team of fifty Canadians made the journey, amongst them Derek Fernee, unbeaten by any North American Master and third in the recent Masters' World Marathon Championships in Scotland (2:19:41) as well as Bob Moore, former Canadian international now running his first Masters' race and last years winner of this race, Bob Daniell.

The U.S. squad of 92 was led by three time Springbank winner Brian Harris, now turned 45 and a strong Motor City Striders trio, Larry Heath (2nd in 1979), Don Sleeman and Dave Peelle.

The site of the race was the University of Michigan Golf course. It was a manicured surface, excellent footing, no mud or water, no big hills and to cap it off, the weather was sunny with a cool dry 4°C. It looked enticingly easy and a fast time was expected but the rolling nature of the course on which runners were almost never on the flat proved more difficult than it seemed. In fact, only two runners were to run a faster time than they had two weeks before at the Canadian Championships at Sunnybrook Park in Toronto.

From the gun, Fernee and Moore went to the front setting a pace that no one else could match for very long and they had soon broken clear of the almost 150 runners. Bob Daniell too, was faring well. Last year's champion had to contend with the aforementioned Motor City group in his bid for honours.

In class 45-49 Brian Harris quickly set seal on the premier spot but a surprisingly strong Jerry Gonser (Canada), a runner who has not always received due regard, was heading a strong Canadian contingent in an effort to score highly in this age class.

In the 50-54 class, despite being without Arthur Taylor, Canada looked all powerful. Cliff Hall was on his own but Danny Daniels, Ralph Lang and Jim Morrow also occupied the leading places. Off-setting the fact that Canada would take a penalty in the 70+ group for being without any competitors, Bill Cameron went into a big lead in his new 55-59 class.

It was, however, in the 60-64 class that Canada were putting the "icing on the cake". Stronger U.S. opposition had been expected from the likes of New Yorker Harold Greenberg. Opposition which did not materialize. Conversely, Canadians Alex Woodhouse, Stan Smith

and Whitey Sheridan were full of running.

The women on both teams were running well with Karen Holappa of Michigan U.S. having the best of it but with Christine Walker, Jenny Stocker and Cheryl Hughes (Canada) not far behind. The cheering section from both teams was spread around the course and because of the looping system, we saw and were encouraged by them often. Despite the fact that the course was marked by a continuous white line and was well marshalled there were a few errors coming off the final loop but except in the case of one U.S. competitor who disqualified himself at the end, these errors were minor.

The last 150 metres of the race was uphill and here Derek Fernee with a magnificent finish went to the front triumphing over Bob Moore who himself a scant 10 yards behind felt most pleased with his first race as a Master. Bob Daniell (Canada) won his duels for third spot although ceding the overall third place to Brian Harris's fine win in the 45-49 class. Larry Heath (U.S.A.) would have been closer to Bob had he not taken the wrong turn near the end. Canadians Cliff Hall, Bill Cameron, Alex Woodhouse, Jenny Stoker and the amazing Judith Kazdan all won their respective classes. Judith although now in the 60+ class is never daunted and won the 50+ race by nearly three minutes. She has won gold medals at each World Championships at this event.

Following the race Dr. Ed Kozloff and his helpers put on a meal for all at the clubhouse and a most friendly gathering took place. Congratulations Ed for a well conducted, friendly and exciting competition. Loud applause (by both sides) greeted the presentation of the challenge cup to the Canadian team.

This type of match might work well between many neighbouring countries around the World.

Thank you BROOKS for the sponsorship.



“... and I'd like to see a pair of shin splints.”

Canada VS USA
Masters International
Cross Country Match
Ann Arbor, Michigan
November 16, 1980

Men 40-44		Name	Age	Country	Time
Place	Overall Place				
1	1	Dereck Fernee	40	Canada	33:05
2	2	Robert Moore	40	Canada	33:07
3	7	Bob Daniell	42	Canada	35:15
4	9	Larry Heath	41	U.S.A.	35:54
5	10	Don Sleeman	42	U.S.A.	36:00
6	11	Dave Peelle	42	U.S.A.	36:16
7	14	Harry Gregory	42	Canada	37:22
8	21	Kurt Berggren	42	U.S.A.	38:16
9	25	Harlan VanBlaricum	40	U.S.A.	38:50
10	26	Rex Perrine	43	U.S.A.	38:53
11	28	Ed Hughes	43	Canada	39:10
12	30	Fred Karn	43	U.S.A.	39:23
13	33	Roger Larsen	42	U.S.A.	39:43
14	38	Vern Hoshal	42	U.S.A.	39:59
15	41	Sang Vettorello	43	U.S.A.	40:09
16	42	Kurt Makowski	41	Canada	40:15
17	49	Larry McCurdy	43	U.S.A.	40:57
18	51	Ray Unger	40	Canada	41:05
19	58	Al Owens	40	U.S.A.	41:54
20	65	Drago Jakob	42	Canada	42:23
21	71	Chris Martin	40	U.S.A.	42:44
22	76	Stan Milne	43	Canada	43:01
23	78	Ren Farley	42	U.S.A.	43:52
24	83	Art Kitze	42	U.S.A.	44:20
25	84	Pedro Sanchez	42	U.S.A.	44:23
26	86	Alwyne Marshall	42	U.S.A.	44:29
27	111	Nat Ehrlich	40	U.S.A.	47:56
28	112	Ken Tolf	42	U.S.A.	57:58
29	114	Charles Hess	42	U.S.A.	48:02
30	116	John Dobos	40	U.S.A.	48:24
31	118	Dave Grose	43	U.S.A.	48:54
32	135	Allan Johnson	43	U.S.A.	52:04
33	144	Jack St. Geris	41	U.S.A.	54:33
34	156	Dan Peterson	40	U.S.A.	60:51

Men 45-49		Name	Age	Country	Time
Place	Overall Place				
1	6	Brian Harris	45	U.S.A.	34:58
2	12	Jerry Gonser	46	Canada	36:25
3	13	Robert Bowman	49	Canada	37:17
4	15	Dave Wallace	45	Canada	37:28
5	16	Ed Vanderhevvel	45	U.S.A.	37:31
6	17	Jim Howe	48	Canada	37:38
7	19	Bob Trudgeon	46	U.S.A.	37:54
8	20	Derek Hatley	46	U.S.A.	38:09
9	22	John Johnston	48	Canada	38:33

Men 45-49 (cont'd)

Place	Overall Place	Name	Age	Country	Time
10	31	Gordon Boyd	46	Canada	39:34
11	32	Richard Graves	47	Canada	39:39
12	35	Art Rappich	48	Canada	39:47
13	36	Jim VanDerklok	48	U.S.A.	39:48
14	43	Norward Rivette	48	U.S.A.	40:25
15	45	George Gluppe	47	Canada	40:35
16	46	Paul Griffin	45	U.S.A.	40:40
17	48	Dave Milne	49	Canada	40:47
18	53	Bill Woolwine	45	U.S.A.	41:33
19	57	Hanks Schmitt	49	U.S.A.	41:51
20	60	Harold Laukka	49	U.S.A.	41:57
21	62	Art Bechhoefer	45	U.S.A.	42:07
22	66	Derick Sweeting	45	Canada	42:29
23	69	Mike Anderson	48	U.S.A.	42:39
24	74	Bob Hayes	49	U.S.A.	42:56
25	75	David Sixon	46	Canada	42:58
26	79	Brian Oxley	47	Canada	43:35
27	91	John Waite	49	U.S.A.	45:19
28	103	Ernest Stratelak	45	U.S.A.	46:40
29	105	Jack Hagist	47	U.S.A.	46:40
30	120	Joe Porter	46	U.S.A.	49:19
31	122	Dave Perkins	49	U.S.A.	49:24
32	132	Thomas Coles	49	U.S.A.	51:00
33	140	Stewart Leach	45	U.S.A.	53:02
34	141	Joe Schillmoeller	45	U.S.A.	54:02

Men 50-54

1	18	Cliff Hall	54	Canada	37:41
2	34	Danny Daniels	51	Canada	39:47
3	37	Ralph Lang	52	Canada	39:56
4	47	Jim Morrow	53	Canada	40:42
5	50	Fred Holappa	52	U.S.A.	41:03
6	54	Jim Menlove	50	U.S.A.	41:36
7	56	Glenn Cunningham	50	U.S.A.	41:41
8	59	Manuel Teodoro	52	Canada	41:56
9	73	Giulio Paniccia	53	U.S.A.	42:52
10	81	Bill Ullenbruch	54	U.S.A.	44:04
11	96	Alex MacDonald	51	Canada	45:37
12	98	Dan McEwen	52	U.S.A.	45:45
13	100	Walt Johnson	52	U.S.A.	45:51
14	104	Fazi Nickhah	50	U.S.A.	46:36
15	107	Paul Belliveau	53	Canada	46:52
16	110	Nathan Feldman	52	U.S.A.	47:52
17	119	Dan Maxwell	51	U.S.A.	49:05
18	126	Dick Raabe	50	U.S.A.	50:03
19	129	Tim Thompson	52	Canada	50:20
20	130	Bob Gignac	50	U.S.A.	50:42

Men 50-54 (cont'd)

Place	Overall Place	Name	Age	Country	Time
21	131	Charles Felty	51	U.S.A.	50:53
22	133	Thomas Collier	53	U.S.A.	51:10
23	134	Ryszard Nawrocki	52	U.S.A.	51:10
24	142	Isaac Barsky	53	Canada	54:17
25	143	Warren Fisher	51	U.S.A.	54:30

Men 55-59

1	27	Bill Cameron	55	Canada	38:57
2	55	Don Greenwood	56	U.S.A.	41:40
3	68	Charles Blancher	56	Canada	42:34
4	80	Allen Phillips	57	U.S.A.	44:01
5	89	Don Farquharson	55	Canada	44:54
6	90	William Latta	55	U.S.A.	45:00
7	97	Bob Madeley	56	Canada	45:41
8	99	George Rasch	57	U.S.A.	45:49
9	101	Andy Taylor	56	Canada	45:52
10	102	Charles Johnson	56	U.S.A.	46:30
11	115	Ward Marlatt	57	U.S.A.	48:04
12	121	Maurie Dewey	56	U.S.A.	49:21
13	154	Jim Mitchell	58	U.S.A.	60:07

Men 60-64

1	85	Alex Woodhouse	61	Canada	44:24
2	88	Stan Smith	62	Canada	44:43
3	93	Whitey Sheridan	64	Canada	45:26
4	106	Walter Kayser	63	U.S.A.	46:50
5	108	Ken Hignell	61	Canada	47:20
6	123	Bob Taylor	60	U.S.A.	49:32
7	125	Peter Hlinka	62	U.S.A.	49:40
8	136	Art Obokata	61	Canada	52:11
9	138	Gunnar Littrup	60	U.S.A.	52:52
10	147	Archie Noon	62	U.S.A.	55:45
11	152	Julian Myers	62	U.S.A.	58:00

Men 70+

1	149	Ed Wiberg	73	U.S.A.	56:44
2	153	Jim Ransey	73	U.S.A.	58:32

Women 35-39

1	92	Jenny Stocker	35	Canada	45:20
2	95	Cheryl Hughes	36	Canada	45:31
3	109	Jeanne Bocci	37	U.S.A.	47:41
4	113	Bonnie Brereton	38	U.S.A.	48:00
5	137	Judy Morley	37	Canada	52:23

Place	Overall Place	Name	Age	Country	Time
<u>Women 40-49</u>					
1	79	Karen Holappa	44	U.S.A.	43:59
2	87	Christine Walker	41	Canada	44:40
3	117	Mary VanCamp	40	U.S.A.	48:48
4	124	Peggy Fairs	43	Canada	49:40
5	128	Caroline Pryor	40	U.S.A.	50:18
6	145	Eve Barsky	40	Canada	54:50
7	150	Barbara Steinwachs	42	U.S.A.	57:52
8	155	Barbara Fanger	45	U.S.A.	60:51

Women 50+

1	139	Judith Kazdan	60	Canada	52:56
2	146	Mary Varani	62	U.S.A.	55:43
3	148	Pat Hill	53	U.S.A.	56:14

MASTERS SCORING - MEN

	40-44	45-49	50-54	55-59	60-64	65-69	70+	TOTAL
Canada	100	89	44	16	6	0	3	258
U.S.A.	81	121	62	20	17	0	1	302

MASTERS SCORING - WOMEN

	35-39	40-49	50+	TOTAL
Canada	8	12	1	21
U.S.A.	13	9	2	23

COMBINED SCORE

	Men	Women	Final Total
Canada	258	21	279
U.S.A.	302	23	325

