


# RESULTS of the first WORLD MASTERS TRACK and FIELD CHAMPIONSHIPS



Dr. Ozzie Dawkins (USA), D. McKenney (Australia) and T. Brown (England) vie for second place in this 1B event won by H. Green (USA) who is not shown.



Hal Higdon (USA) leads this group through the water in the 10,000 Metres 1A Cross Country race. Hal took the Bronze Medal in this event and later the Gold in the 3,000 Metres Steeple Chase. Following Hal are Mike Barratt (England), possibly W. Oliver (South Africa) and Ray Hatton (USA).



An early stage in the Marathon shows Arthur Taylor 568 (Canada 1B) who eventually finished second in 1B, Arthur Walsham 608 (England 1B) winner in 1B, Bruno Holmroos (Finland 1A) with Walsham and third in 1A, Dave Waco (USA) behind Walsham and 12th in 1A, Cliff Hall 533 (Canada) third in 1B, Otto Appenzeller (USA 1B) and Cy Allan (Canada 1B). Eventual overall winner Eric Austin (England 1A) is number 159, far left of picture.



August 11—11th TORONTO CANADA

## FOREWORD

This book contains the complete results of the **first** World Masters Track and Field Championships held in Toronto, Canada, from the **11th** to the **17th** of August, 1975. With over 1,400 entrants and 5,000 individual starts, this was the largest track and field meet ever held in North America. At least one event, the Marathon, was the largest ever to have taken place in Canada.

Inspired not only by the scope of the Meet, the unique spirit of all the competitors and the enthusiasm of the crowd, the winners rang up ten new Masters World records, 53 new Canadian Masters Open records and thirty Canadian Masters Native records. Doubtless there are more than these as we do not have Masters records for Walking events or Ladies' events to hand.

Those who attended will realize that, important as the printed results might be, they are only the bare bones of the real results. Who will forget Hal Higdon's leap for joy as he won that great steeplechase race from Doug Worling and Jim MacDonald? .....or surely the most competitive of all Masters races ever held was the Class **1A** 800 Metres when eleven runners ran shoulder to shoulder the whole distance and it was anyone's race right to the tape. Or who will forget **Alby** Thomas, **Roy** Fowler, Jack Greenwood, Dick Stolpe, Al Guidet, Theo Orr, George McGrath, Manfred Garbisch, Ken **Carnine**, Bill Fitzgerald, Thedde Jensen, the Tartan Flash or any of the ladies? (That got me out of trouble, didn't it?) Most memorable of all, who will forget his own effort in this thrilling event?

There was a number of multiple medal winners and pride of place must go to Theo Orr (Australia) and Al Guidet (USA) who each won four gold and one silver, closely followed by Anne McKenzie (South Africa), Jack Greenwood (USA) four gold medals each and Ken **Carnine** (USA) three gold and two silver. However, whether you returned home bemedalled or with just the fond memory of having taken part in what will undoubtedly become important history, each one of you is surely a winner.

Away from the scenes of competition, other important events took place. At an open meeting held in Convocation Hall at the University of Toronto, with representatives from numerous countries present, the World Masters Track and Field Association was born. An elected Steering Committee has been charged with the task of proposing the scope and structure of the Association. The Committee comprises:

Chairman - Jack Fitzgerald (England) Maeve Kyle (Northern Ireland)  
Sec Treas - Don Farquharson (Canada) Bob Fine (USA)  
Corn Members - David Pain (USA) Ian Hume (Canada)  
Wal Sheppard (Australia) Konrad Hernelind (Sweden)

At this meeting another important decision was made - the acceptance by the members at large of the offer of the City of Gothenburg, Sweden, to host the second World Masters Track and Field Championships in 1977. An address embodying this offer by Brigadier General Bjoern Lindskog appears elsewhere in this booklet.

It has been a considerable, hectic, pleasurable, exciting experience to have staged this Meet and, looking back even as time goes on, I believe it will always be a momentous one. See you in Sweden in 1977!!

President - Don Farquharson	Shaun McQuillan	Jim Murphy
Vice Pres - Elwyn Davies	Bill Cameron	John Watts
Sec Treas - Ken Hignell	John Young	George Pattison
Corn Conv - Brian Oxley	Lorne Buck	Doug Bennett
Meet Dir - Ken Twigg	Doug Walker	Max Bacon
Legal Counsel - Don Champagne		Ralph Lang
Medical Director - Dr. Charles Bull		

FRONT COVER Some of the outstanding performers at the Meet. Top left, Theo Orr (Australia) Class **2A**, who won 4 gold and 1 silver medals. Top right, the versatile and determined Al Guidet (USA) who equalled Orr's feat in Class **2B**. Lower left, Jack Greenwood (USA) a great athlete en route to one of his 4 Class **1B** gold medals and lower right, Roy Fowler (England) who displayed absolute mastery in 3 of the Class **1A** distance events.

Speaking for Scandinavia - Brigadier General Bjoern Lindskog, Sweden, former Military Attache in Washington and Ottawa.

In a sharp curve on a narrow path high up in the mountains, with a precipice at one side and vertical cliffs on the other, a Canadian met a huge grizzly bear. He went down on his knees, folded his hands and begged; "Dear God, I don't disturb you very often, I must admit, but now I have a prayer for you: Please stay neutral and I'll give you a hell of a show."

That is how many of we Scandinavians have imagined the Canadian, and that picture has partly been confirmed by some ice hockey players visiting us, where we have played the role of grizzly bear.

Well, now we know better, and we still think it was a grand idea when we let a Scandinavian Viking discover Canada and give it to you. Don't you agree? You are welcome!

On behalf of the Scandinavian participants in the Track and Field Championships, it is my honour to express to our Canadian hostesses and Hosts our sincere gratitude for all the hospitality, friendliness and help we have met during these competitions.

They have been carried out without any serious difficulties and, as a matter of fact, we were happy enough to have quite a few winners and also a number of seconds and thirds.

For the Scandinavian participants, most of them visiting Canada for the first time, Toronto and its surroundings have been quite an experience, first of all because of the heartiness we have met everywhere.

Finally, I will tell you that we have founded a Scandinavian Veteran Committee to improve and stimulate the veteran sports. The Chairman is Mr. Alan Scott, leader of the team here today.

And now we invite you all to the World Championships in Gothenburg in 1977, which also may include veteran competitions in soccer, tennis and bicycling, economically guaranteed by us.

The representatives of the City of Gothenburg have specially asked me to tell you how much they are looking forward to your visit. It is also possible that we may arrange further competitions in Stockholm after the world Championships.

So, a most hearty welcome in Sweden in 1977. But be careful! Next time we are going to sharpen our claws.

Thank you.

\*\*\*\*\*

## PLAUDITS

We have received a considerable number of complimentary letters, far more than we could possibly answer individually. ~~We would therefore like to take advantage of this booklet to acknowledge them and express our appreciation.~~ These letters alone have made the whole effort well worth while.

\*\*\*\*\*

## OFFICIAL PHOTOGRAPHERS

- The official photographers to the Meet will still be glad to fulfil your orders. In many cases, photographs taken on the final day could not be displayed. If you quote your competitors' numbers, they will inform you of any photographs. Price in colour with folder, \$2.50 or three for \$6.00.

Ontario Studios Photography, 235 Dixon Road, Weston, Ontario, M9P 2M5.

Telephone (416) 249-1053.

## 100 METRES : Heats

Class 1A (40-44) First three to qualify for final.

Heat 1. (Wind: plus 0.3 m/s)

1. Dr. M. BROWN, U.S.A.	11.7	4. K. KERR, CANADA	12.9
2. W.T. BAKER, U.S.A.	11.8	5. W. GEE, CANADA	13.1
3. K. MOUNTAIN, CANADA	12.9	6. K. McMORROW, CANADA	14.5

Heat 2. (Wind: plus 0.8)

1. R.A. TAYLOR, ENGLAND	11.0 (COR)	4. A.H. IRVING, CANADA	12.8
2. Dr. K. SCOTT, ENGLAND	11.7	5. D. PAUL, AUSTRALIA	12.8
3. D.R. HOWARTH, ENGLAND	11.8	6. G.S. GEORGE, U.S.A.	13.2

Heat 3. (Wind: plus 0.6 m/s)

1. V. PARISH, U.S.A.	11.2	5. B. FREDERICKSON, U.S.A.	11.9
2. R.E. THOMAS, U.S.A.	11.4	6. J. LUYKX, HOLLAND	12.3
3. R.H. WHILDEN, U.S.A.	11.5	7. R. LOPEZ, VENEZUELA	12.7
4. W.A. CLARK, U.S.A.	11.9	8. R. BRYANT, CANADA	13.8

Heat 4. (Wind: plus 1.6 m/s)

1. P.C. PRESBER, U.S.A.	11.6	4. K.R. BOONZAIR, S. AFRICA	12.6
2. E.A. EDEN, AUSTRALIA	11.9	5. Dr. A. BOBB, VENEZUELA	12.6
3. V. LUNN, RHODESIA	12.3		

Heat 5. (Wind: 0.0)

1. G.F. WATERMAN, U.S.A.	11.6	4. M.S. HACKER, S. AFRICA	12.4
2. R.J.L. BOLTTLER, S. AFRICA	12.2	5. D.F. DINEEN, CANADA	13.0
3. G.D. HUNT, CANADA	12.4		

## 100 METRES : Semi-Finals

Class 1A (40-44) First four to finals.

Semi-Final 1. (Wind: plus 1.6 m/s)

1. R.A. TAYLOR, ENGLAND	11.0 (COR)	5. Dr. K. SCOTT, ENGLAND	11.7
2. W.T. BAKER, U.S.A.	11.2	6. V. LUNN, RHODESIA	12.4
3. R.E. THOMAS, U.S.A.	11.5	7. R.J.L. BOLTTLER, S. AFRICA	12.7
4. G.F. WATERMAN, U.S.A.	11.5	8. K. MOUNTAIN, CANADA	12.7

Semi-Final 2. (Wind: plus 2.4 m/s)

1. R. WHILDEN, U.S.A.	11.2	4. M. BROWN, U.S.A.	11.6
2. V. PARISH, U.S.A.	11.3	5. D. HOWARTH, ENGLAND	11.8
3. P. PRESBER, U.S.A.	11.4	6. E. EDEN, AUSTRALIA	12.0

## 100 METRES : Finals

Class 1A (40-44) (plus 3.8. m/s)

1. T. BAKER, U.S.A.	11.1	5. M. BROWN, U.S.A.	11.2
2. R. TAYLOR, ENGLAND	11.1	6. P. PRESBER, U.S.A.	11.3
3. V. PARISH, U.S.A.	11.2	7. G. WATERMAN, U.S.A.	11.4
4. R. WHILDEN, U.S.A.	11.2	8. R. THOMAS, U.S.A.	11.5

## 100 METRES : Heats

Class 1B (45-49) First three to qualify for semi-final.

Heat 1. (Wind: plus 1.6 m/s)

1. R.W. MARLIN, U.S.A.	11.7	3. A. FAURE, VENEZUELA	12.2
2. P. SCHLEGEL, U.S.A.	11.8	4. D. McKENNEY, AUSTRALIA	12.8

Heat 2. (Wind: plus 2.1 m/s)

1. O.S. DAWKINS, U.S.A.	11.8	4. C. PARISH, U.S.A.	12.7
2. T.E. VICK, U.S.A.	12.3	5. M.P. SMEE, CANADA	12.9
3. T. BROWN, ENGLAND	12.4	6. R. NASH, AUSTRALIA	13.2

## 100M Heats (continued)

Class 1B (45-49)

Heat 3. (Wind: plus 2.1)

1. J.E. GREENWOOD, U.S.A.	11.5	4. B. JONSSON, SWEDEN	12.9
2. R. MELENDEZ-DUKE, CANADA	11.7	5. I.D. STEEDMAN, SCOTLAND	13.0
3. W. ARMSTRONG, CANADA	12.6	6. E.G. CROSS, CANADA	13.5

Heat 4. (Wind: plus 1.6)

1. H.T. GREEN, U.S.A.	11.8	4. S. EGERTON, CANADA	12.5
2. R. HOCHREITER, AUSTRALIA	12.2	5. J. DOWLING, U.S.A.	13.4
3. J.H. RYAN, U.S.A.	12.4		

Heat 5. (Wind: plus 4.4)

1. H. WAGEMAKER, U.S.A.	12.4	3. A. CRAVEN, ENGLAND	14.4
2. G. GILMOUR, CANADA	13.2	4. E.E. GRIMM, U.S.A.	16.0

## 100 METRES : Semi-Finals

Class 1B (45-49) First four to finals.

Semi-Final 1. (Wind: plus 2.6 m/s)

1. R.W. MARLIN, U.S.A.	11.6	5. T.E. VICK, U.S.A.	12.4
2. P. SCHLEGEL, U.S.A.	11.9	6. J.H. RYAN, U.S.A.	12.5
3. H.T. GREEN, U.S.A.	12.0	7. A. CRAVEN, ENGLAND	14.2
4. R. HOCHREITER, AUSTRALIA	12.4		

Semi-Final 2. (Wind: plus 2.4 m/s)

1. J.E. GREENWOOD, U.S.A.	11.3	4. A. FAURE, VENEZUELA	12.1
2. R. MELENDEZ-DUKE, CANADA	11.7	5. T. BROWN, ENGLAND	12.3
3. O.S. DAWKINS, U.S.A.	11.8	6. G. GILMOUR, CANADA	13.4

## 100 METRES : Finals

Class 1B (45-49)

1. J.E. GREENWOOD, U.S.A.	11.6	5. P. SCHLEGEL, U.S.A.	11.9
2. R. MELENDEZ-DUKE, CANADA	11.7	6. H. GREEN, U.S.A.	12.0
3. R. MARLIN, U.S.A.	11.7	7. A. FAURE, VENEZUELA	12.3
4. O.S. DAWKINS, U.S.A.	11.9	8. R. HOCHREITER, AUSTRALIA	12.4

## 100 METRES : Heats

Class 2A (50-54) First three to qualify for the semi-finals.

Heat 1. (Wind: plus 4.1 m/s)

1. R. ROEMER, U.S.A.	12.3	4. P. ANDERSON, AUSTRALIA	14.2
2. B. HERMANSON, SWEDEN	12.5	5. R. DAVENPERT, ENGLAND	14.2
3. J.B. ULAM, U.S.A.	12.9	6. F. BOOTH, CANADA	14.7

Heat 2. (Wind: plus 4.8 m/s)

1. R. STOLPE, U.S.A.	11.8	5. K. PAVASATA, CANADA	12.9
2. J. TUTTLE, U.S.A.	12.5	6. J. NOLAN, CANADA	13.3
3. M. MOGSTAD, NORWAY	12.8	7. B. OGILVIE, CANADA	13.9
4. A. SCHMIDT, GERMANY	12.9		

Heat 3. (Wind: plus 3.3 m/s)

1. R.L. CLARKE, AUSTRALIA	12.6	4. A. ESPINOZA, VENEZUELA	13.6
2. J.B. TULP, U.S.A.	12.9	5. A.L. PHILLIPS, U.S.A.	13.8
3. S. AXELSSON, SWEDEN	13.3		

Heat 4. (Wind: plus 2.7 m/s)

1. S.R. STEIN, ENGLAND	12.4	5. H. J. BARNES, AUSTRALIA	13.8
2. J. TENNANT, AUSTRALIA	12.5	6. H. SIEWERT, GERMANY	14.5
3. D. HALL, U.S.A.	12.9	7. L.J. DENAULT, U.S.A.	14.5
4. G. KUHNER, GERMANY	12.9		

## 100M Heats (continued)

## Class 2A ( 50-54 )

## Heat 5. (Wind: plus 1.9 m/s)

1. W. AMBROSE, U.S.A.	12.3	4. N.G. BAUM, CANADA	13.1
2. R.R. BOWER, U.S.A.	12.3	5. M.F. OSTER, CANADA	13.9
3. J. ROWE, CANADA	12.8		

## 100 METRES : Semi-Finals

## Class 2A ( 50-54 ) First four to finals

## Semi-Final 1. (Wind: plus 0.8 m/s)

1. S.R. STEIN, ENGLAND	12.4	5. M. MOGSTAD, NORWAY	13.0
2. W. AMBROSE, U.S.A.	12.5	6. J.B. ULAM, U.S.A.	13.0
3. R. ROEMER, U.S.A.	12.5	7. J.B. TULP, U.S.A.	13.3
4. J. TENNANT, AUSTRALIA	12.6	8. S. AXELSSON, SWEDEN	13.4

## Semi-Final 2. (Wind: plus 0.7 m/s)

1. R. STOLPE, U.S.A.	11.8	5. D. HALL, U.S.A.	12.4
2. R.R. BOWER, U.S.A.	12.0	6. H. HERMANSON, SWEDEN	12.5
3. J. ROWE, CANADA	12.1 (CNR)	7. R.L. CLARKE, AUSTRALIA	12.7
4. J. TUTTLE, U.S.A.	12.4		

## 100 METRES : Finals

## Class 2A ( 50-54 ) (plus 3.1 m/s)

1. R. STOLPE, U.S.A.	11.7	5. J. TENNANT, AUSTRALIA	12.4
2. S. STEIN, ENGLAND	12.1	6. W.A. AMBROSE, U.S.A.	12.5
3. R. ROEMER, U.S.A.	12.4	7. J. ROWE, CANADA	12.7
4. R. BOWER, U.S.A.	12.4	8. J. TUTTLE, U.S.A.	12.8

## 100 METRES : Heats

## Class 2B ( 55-59 ) First three to qualify for semi-finals

## Heat 1. (Wind: plus 3.05)

1. A.V. GUIDET, U.S.A.	12.1	4. G.R. JAMIESON, CANADA	14.6
2. A. DUNN, ENGLAND	12.9	5. V. PETERS, CANADA	15.3
3. P.G. WILSON, TRINIDAD	13.1	6. H. BERBERIAN, U.S.A.	20.3

## Heat 2. (Wind: plus 0.9)

1. C. DILLON, CANADA	12.8	3. R. SUTHERST, CANADA	13.8
2. B. GIST, U.S.A.	13.7	4. K. HIGNELL, CANADA	14.5

## Heat 3. (Wind: plus 0.8)

1. C. WLLION, U.S.A.	13.0	4. J. VERNON, U.S.A.	13.4
2. H.A. FAIRBANK, U.S.A.	13.1	5. J.S. GRANT, CANADA	13.5
3. B. MORALES, U.S.A.	13.4	6. Prof. R. SORLIEN, U.S.A.	14.5

## 100 METRES : Semi-Finals

## Class 2B ( 55-59 ) First four to finals.

## Semi-Final 1. (Wind: plus 0.0)

1. C. DILLON, CANADA	12.8	4. B. GIST, U.S.A.	13.7
2. C. KILLION, U.S.A.	13.0	5. R. SUTHERST, CANADA	14.2
3. P.G. WILSON, TRINIDAD	13.2	6. A.P. ROMAY, VENEZUELA	16.4

## Semi-Final 2. (Wind: plus 0.2 m/s)

1. A.V. GUIDET, U.S.A.	12.3	4. H.A. FAIRBANK, U.S.A.	13.3
2. A. DUNN, ENGLAND	13.1	5. J. WALKER, CANADA	14.6
3. B. MORALES, U.S.A.	13.2		

## 100 METRES : Finals

## Class 2B ( 55-59 ) (plus 2.1 m/s)

1. A. GUIDET, U.S.A.	12.1	5. H. FAIRBANK, U.S.A.	13.1
----------------------	------	------------------------	------

## 100 METRES : Finals (continued)

## Class 2B ( 55-59 )

2. C. DIWN, CANADA	12.6	6. P.G. WILSON, TRINIDAD	13.2
3. A. DUNN, ENGLAND	12.7	7. B. MORALES, U.S.A.	13.3
4. C. KILLION, U.S.A.	12.8	8. B. GIST, U.S.A.	13.6

## 100 METRES : Heats

## Class 3A ( 60-64 ) First four to qualify for semi-finals

## Heat 1. (Wind: plus 0.6 m/s)

1. P. DUNCAN, CANADA	13.0	4. L.A. BATT, ENGLAND	13.3
2. Y. BRANGE, SWEDEN	13.0	5. A.C. SMITH, AUSTRALIA	14.6
3. A. LASCH, GERMANY	13.2		

## Heat 2. (Wind: 0.0 m/s)

1. J. SATTI, U.S.A.	13.7	4. S. BUSBY, ENGLAND	14.0
2. G.H. BRACELAND, U.S.A.	13.9	5. Dr. L. SHERMAN, U.S.A.	15.4
3. R.A. NIBLOCK, U.S.A.	14.0		

## Heat 3. (Wind: plus 0.5 m/s)

1. F.S. SJOSTRAND, U.S.A.	13.3	4. T. MIYATA, JAPAN	14.4
2. M.Z. TAMER, D.S.A.	13.9	5. C.H. HILLS, U.S.A.	15.1
3. W.J. SELDON, U.S.A.	14.1		

## 100 METRES : Semi-Finals

## Class 3A ( 60-64 ) First four to finals

## Semi-Final 1. (Wind: plus 1.4 m/s)

1. Y. BRANGE, SWDEN	13.3	3. F.S. SJOSTRAND, U.S.A.	13.9
2. J. SATTI, U.S.A.	13.7	4. R.A. NIBLOCK, U.S.A.	17.4

## Semi-Final 2. (Wind: plus 0.8 m/s)

1. P. DUNCAN, CANADA	13.0	3. M.Z. TAMER, U.S.A.	14.0
2. A. LASCH, GERMANY	13.4	4. W.J. SELDON, U.S.A.	14.7

## 100 METRES : Finals

## Class 3A ( 60-64 ) (plus 2.0 m/s)

1. Y. BRANGE, SWDEN	12.9 (COR)	5. J. SATTI, U.S.A.	13.6
2. P. DUNCAN, CANADA	12.9 (COR) (CNR)	6. W.J. SELDON, U.S.A.	14.1
3. A. LASCH, GERMANY	13.1	7. M.Z. TAMER, U.S.A.	14.4
4. F.S. SJOSTRAND, U.S.A.	13-2		

## 100 METRES : Heats

## Class 3B ( 65-69 ) First three to qualify for semi-finals

## Heat 1. (Wind: plus 1.5)

1. M. d'ELIA, U.S.A.	14.3	4. W. WARD, U.S.A.	15.5
2. A.J. PUGLIZEVICH, U.S.A.	14.8	5. J. HOFFMAN, U.S.A.	16.6
3. B. TILL, CANADA	15.1	6. J.M. JAMIESON, N. IRELAND	17.4

## Heat 2. (Wind: plus 1.2)

1. J. CARUSO, U.S.A.	14.2	3. J.C. RAMOS SR., CANADA	16.3
2. P. BARNES, AUSTRALIA	15.6		

## Heat 3. (Wind: plus 1.8 m/s)

1. K. CARNINE, U.S.A.	14.3	3. T.W. HINES, ENGLAND	15.4
2. G.R. SIMPSON, AUSTRALIA	15.1	4. J. BERGE, NORWAY	17.5

## Heat 4. (Wind: plus 1.4 m/s)

1. Y. TASAKI, JAPAN	14.7	4. A. BROSZ, CANADA	15.3
2. T. RESELL, NORWAY	15.0	5. R. RIETH, FRANCE	16.0
3. J. WILLIAMS, ENGLAND	15.2		

100 METRES : Semi-Finals  
Class 3B ( 65-69 ) First four to finals

Semi-Final 1. (Wind: plus 0.8 m/s)					
1.	J. CARUSO, U.S.A.	13.9	3.	A.J. PUGLIZEVICH, U.S.A.	15.3
2.	K. CARNINE, U.S.A.	14.7	4.	G.R. SIMPSON, AUSTRALIA	15.3

Semi-Final 2. (Wind: plus 1.0 m/s)

1.	M. d'ELIA, U.S.A.	14.4	4.	B. TILL, CANADA	15.3
2.	T. RESELL, NORWAY	14.9	5.	T.W. HINES, ENGLAND	15.4
3.	Y. TASAKI, JAPAN	14.9	6.	P. BARNES, AUSTRALIA	15.5

100 METRES : Finals

Class 3B ( 65-69 ) (plus 3.0 m/s)					
1.	J. CARUSO, U.S.A.	13.6	5.	A.J. PUGLIZEVICH, U.S.A.	14.8
2.	K. CARNINE, U.S.A.	13.6	6.	B. TILL, CANADA	14.9
3.	M. d'ELIA, U.S.A.	14.0	7.	Y. TASAKI, JAPAN	15.0
4.	T. RESELL, NORWAY	14.8		G.R. SIMPSON, AUSTRALIA	DNF

100 METRES : Semi-Finals

Class 4 ( 70 & Over ) First two to finals					
Semi-Final 1. (Wind: plus 0.9)					
1.	N. MARTIN, ENGLAND	15.4	4.	B. WISEMAN, ENGLAND	17.0
2.	K. BOAS, U.S.A.	15.8	5.	A. SUTHERLAND, ENGLAND	18.9
3.	K. NEUBERT, GERMANY	17.0	6.	Dr. H. ANDERSON, U.S.A.	30.4

Semi-Final 2.

1.	H. CHAPSON, U.S.A.	15.5	2.	F. WEDGBURY, ENGLAND	18.8
----	--------------------	------	----	----------------------	------

Semi-Final 3. (Wind: plus 0.6 m/s)

1.	W. McFADDEN, U.S.A.	14.9	4.	B. ANDERSON, ENGLAND	17.9
2.	S. LUM, U.S.A.	15.3	5.	D. MacLEAN, ENGLAND	22.5
3.	H. OKADA, JAPAN	15.6	6.	C. SPEECHLEY, ENGLAND	23.3

100 METRES : Finals

Class 4 ( 70 & Over ) (plus 2.3 m/s)					
1.	W. McFADDEN, U.S.A.	14.6	(COR) 4.	H. CHAPSON, U.S.A.	15.5
2.	S. LUM, U.S.A.	15.0	5.	F. WEDGBURY, ENGLAND	17.6
3.	N. MARTIN, ENGLAND	15.2			

100 METRES : Finals

Class OW ( 30-39 ) (plus 2.3 m/s)					
1.	A. PARISH, U.S.A.	13.2	4.	K.K. MAHER, U.S.A.	14.1
2.	V. TITTLER, CANADA	13.9	5.	R.M. WIDMANN, U.S.A.	15.9
3.	R.T. FRAWLEY, U.S.A.	13.9		MORKLIT, SWEDEN	17.8
				unofficial competitor	

100 METRES : Semi-Finals

Class 1W (Women 40-49) First two to finals.

Semi-Final 1.					
1.	C. PAYNE, ENGLAND	12.3	3.	E. SAULL, CANADA	13.8
2.	C. MILLS, N. ZEALAND	12.5			

Semi-Final 2.

1.	M. KYLE, N. IRELAND	12.9	4.	M. KLOPPER, U.S.A.	15.5
2.	E. ROSE, U.S.A.	15.3	5.	L. ANDERSON, AUSTRALIA	17.2
3.	P. HUGHES, CANADA	15.3			

Semi-Final 3.

1.	I. OBERA, U.S.A.	12.8	2.	T. LALONDE, CANADA	17.3
----	------------------	------	----	--------------------	------

100 METRES : Finals

Class 1W ( 40-49 ) (plus 2.4 m/s)					
1.	C. PAYNE, ENGLAND	12.3	4.	M. KYLE, N. IRELAND	12.9
2.	C. MILLS, N. ZEALAND	12.4	5.	E. ROSE, U.S.A.	15.0
3.	I. OBERA, U.S.A.	12.5	6.	T. LALONDE, CANADA	17.6

100 METRES : Finals

Class 2W (50 & over) (plus 2.3 m/s)					
1.	A.E. MCKENZIE, S. AFRICA	14.9	5.	A. TRANTHAM, U.S.A.	18.0
2.	I. SAUMIER, CANADA	16.2	6.	E. YEOMANS, U.S.A.	18.3
3.	M. WILLIAMS, ENGLAND	17.2	7.	N.E. FAIRBANK, U.S.A.	18.4
4.	P.R. CLARKE, U.S.A.	17.8	8.	B.G. HICKS, U.S.A.	19.3

100 METRES : Semi-Finals

Class O ( 30-39 ) First two to finals

Semi-Final 1. (Wind: plus 2.1 m/s)					
1.	J. PARKER, CANADA	11.3	3.	D. BAIRD, CANADA	11.7
2.	L. TUTT, U.S.A.	11.6			

Semi-Final 2. (Wind: plus 1.5 m/s)

1.	G. PATON, U.S.A.	10.8	3.	W. WILKINSON, U.S.A.	12.2
2.	H. ADAMS, U.S.A.	11.4			

Semi-Final 3. (Wind: plus 2.5 m/s)

1.	R. AUSTIN, AUSTRALIA	10.9	4.	L. BOSSELDAL, SWEDEN	11.8
2.	Dr. P. SHINNICK, U.S.A.	11.4	5.	R. FREDERICK, U.S.A.	12.8
3.	D. RANARD, U.S.A.	11.8	6.	R. ADAMS, U.S.A.	14.3

semi-Final 4. (Wind: plus 2.3 m/s)

1.	L. COLBERT, U.S.A.	11.4	4.	G. BOLIVAR, VENEZUELA	12.8
2.	D. CAMPBELL, U.S.A.	11.9	5.	E. CRANGLE, CANADA	12.8
3.	J. ZOOLAKIS, U.S.A.	12.0			

100 METRES : Finals

Class O ( 30-39 ) (plus 1.8 m/s)					
1.	G. PATON, U.S.A.	10.8	5.	P. SHINNICK, U.S.A.	11.4
2.	R. AUSTIN, AUSTRALIA	11.0	6.	L. TUTT, U.S.A.	11.6
3.	L. COLBERT, U.S.A.	11.3	7.	H. ADAMS, U.S.A.	11.7
4.	J. PARKER, CANADA	11.4	8.	D. CAMPBELL, U.S.A.	11.8

200 METRES : Heats

Class 1A ( 40-44 ) First two to the final

Heat 1. (Wind: plus 1.9 m/s)					
1.	W.T. BAKER, U.S.A.	24.9	3.	R.J.L. BOLTTLER, S.AFRICA	25.3
2.	W.A. CLARK, U.S.A.	25.3			

Heat 2. (Wind: plus 2.2 m/s)

1.	G. GLUPPE, CANADA	24.7	3.	J. COGGIN, ENGLAND	25.1
2.	B. FREDERICKSON, U.S.A.	24.7			

Heat 3. (Wind: plus 2.3 m/s)

1.	K. SCOTT, ENGLAND	23.6	4.	N. VLADISLAVICH, S.AFRICA	24.7
2.	M. BROWN, U.S.A.	23.6		K. KERR, CANADA	DNF
3.	NW. FLETCHER, AUSTRALIA	24.6			

Heat 4. (Wind: minus 0.1 m/s)

1.	M. GARBISCH, GERMANY	23.9	3.	E.A. EDEN, AUSTRALIA	24.5
----	----------------------	------	----	----------------------	------

## 200 METRES : Heats (continued)

## Class 1A (40-44)

2. H. BRUHNER, SWEDEN	24.1	4. K. MOUNTAIN, CANADA	26.8
Heat 5. (Wind: 0.0 m/s)			
1. K. WHITAKER, ENGLAND	26.3	2. Dr. A. BOBB, VENEZUELA	27.7
Heat 6. (Wind: plus 1.5 m/s)			
1. F.C.H. SMITH, ENGLAND	24.1	4. G.D. HUNT, CANADA	24.5
2. R. COWELL, CANADA	24.2	5. W.A. SALSBURY, AUSTRALIA	25.4
3. G.F. WATERMAN, U.S.A.	24.3	6. R. LOPEZ, VENEZUELA	25.9
Heat 7. (Wind: plus 1.9 m/s)			
1. V. PARISH, U.S.A.	24.1	3. D.R. HOWARTH, ENGLAND	24.4
2. P.C. PRESBER, U.S.A.	24.1	4. D.F. DINEEN, CANADA	26.6
Heat 8. (Wind: plus 2.4 m/s)			
1. M.S. HACKER, S. AFRICA	25.0	3. D. PAUL, AUSTRALIA	25.5
2. V. LUNN, RHODESIA	25.0	M.S. SOMMER, U.S.A.	incomplete
Heat 9. (Wind: plus 2.6 m/s)			
1. R. BRYANT, CANADA	28.3	2. R.N. COLLINS, U.S.A.	28.6

## 200 METRES : Semi-Finals

## Class 1A (40-44) First two to the finals

## Semi-Final 1. (wind: minus 5.4 m/s)

1. K. SCOTT, ENGLAND	24.2	4. h. HACKER, S. AFRICA	25.2
2. T. BAKER, U.S.A.	24.3	5. W. CLARK, U.S.A.	27.5
3. H. BRUHNER, SWEDEN	24.5	6. R. BRYANT, CANADA	28.9
Semi-Final 2. (Wind: minus 3.9 m/s)			
1. V. PARISH, U.S.A.	24.0	4. R. COWELL, CANADA	25.1
2. M. BROWN, U.S.A.	24.5	5. V. LUNN, RHODESIA	25.6
3. F.C.H. SMITH, ENGLAND	24.6	6. A. BOBB, VENEZUELA	26.9
Semi-Final 3. (wind: minus 3.0 m/s)			
1. M. GARBISCH, GERMANY	24.0	4. G. GLUPPE, CANADA	24.7
2. P. PRESBER, U.S.A.	24.4	5. K.M. WHITAKER, ENGLAND	24.9
3. B. FREDRICKSON, U.S.A.	24.5	6. R. COLLINS, U.S.A.	30.6

## 200 METRES : Finals

## Class 1A (40-44) (Wind: minus 0.6 m/s)

1. M. GARBISCH, GERMANY	22.7	(COR)	4. V. PARISH, U.S.A.	23.6
2. K. SCOTT, ENGLAND	23.3		5. T. BAKER, U.S.A.	29.4
3. P. PRESBER, U.S.A.	23.4		M. BROWN, U.S.A.	DNF

## 200 METRES : Heats

## Class 1B (45-49) First two to the semi-finals

## Heat 1. (Wind: plus 1.3 m/s)

1. R.W. MARLIN, U.S.A.	31.4	2. R. NASH, AUSTRALIA	31.4
------------------------	------	-----------------------	------

## Heat 2. (Wind: plus 1.7 m/s)

1. F. SCHULTE, CANADA	28.8
-----------------------	------

## Heat 3. (Wind: plus 0.4 m/s)

1. J. GREENWOOD, U.S.A.	27.0	2. M. SMEE, CANADA	27.3
-------------------------	------	--------------------	------

## Heat 4. (Wind: plus 0.2 m/s)

1. D. CHEEK, U.S.A.	25.6	3. C. AKERBLOM, SWEDEN	26.3
2. D. MCKENNEY, AUSTRALIA	25.9		

## Heat 5. (Wind: plus 0.5 m/s)

1. O. DAWKINS, U.S.A.	27.3	3. J. DOWLING, U.S.A.	27.5
2. R. WOSYLUS, FRANCE	27.3		

## Heat 6. (Wind: plus 1.7 m/s)

1. T. VICKS, U.S.A.	28.3		
---------------------	------	--	--

## Heat 7. (Wind: plus 1.8 m/s)

1. S.W. THOMPSON, U.S.A.	26.2	3. A. CRAVEN, ENGLAND	29.9
--------------------------	------	-----------------------	------

## 200 METRES : Heats (continued)

## Class 1B (45-49)

2. G. GILMOUR, CANADA	27.5
-----------------------	------

## Heat 8. (Wind: plus 1.9 m/s)

1. T. BROWN, ENGLAND	28.8
----------------------	------

## Heat 9. (Wind: plus 1.5 m/s)

1. H. GREEN, U.S.A.	32.7
---------------------	------

## 200 METRES : Semi-Finals

## Class 1B (45-49) First two to the final

## Semi-Final 1. (Wind: minus 2.6 m/s)

1. J.E. GREENWOOD, U.S.A.	24.7	4. M. SMEE, CANADA	27.7
2. D. CHEEK, U.S.A.	24.9	5. F. SCHULTE, CANADA	27.8
3. R. WOSYLUS, FRANCE	27.2		

## Semi-Final 2. (Wind: minus 2.5 m/s)

1. H. GREEN, U.S.A.	25.6	3. D. MCKENNEY, AUSTRALIA	26.1
2. O.S. DAWKINS, U.S.A.	26.0	4. T. BROWN, ENGLAND	26.3

## Semi-Final 3. (Wind: minus 5.1 m/s)

1. T. VICKS, U.S.A.	25.3	4. R. NASH, AUSTRALIA	27.3
2. R. MARLIN, U.S.A.	25.4	5. G. GILMOUR, CANADA	27.6
3. S.W. THOMPSON, U.S.A.	25.9		

## 200 METRES : Finals

## Class 1B (45-49) (Wind: plus 0.1 m/s)

1. J.E. GREENWOOD, U.S.A.	23.8	4. R. MARLIN, U.S.A.	24.6
2. O.S. DAWKINS, U.S.A.	24.3	5. H. GREEN, U.S.A.	25.0
3. D. CHEEK, U.S.A.	24.5	6. T. VICKS, U.S.A.	27.1

## 200 METRES : Heats

## Class 2A (50-54) First two to semi-finals

## Heat 1. (Wind: plus 1.7 m/s)

1. D. HALL, U.S.A.	27.4	2. A. HUGGINS, ENGLAND	27.9
--------------------	------	------------------------	------

## Heat 2. (Wind: plus 1.3 m/s)

1. R. STOLPE, U.S.A.	26.2	3. A. PHILLIPS, U.S.A.	28.3
2. J.F. ROWE, CANADA	27.3		

## Heat 3. (Wind: plus 1.9 m/s)

1. A. FINDELI, FRANCE	27.4	3. E.S. BARRON, U.S.A.	28.6
2. J.B. ULAM, U.S.A.	27.9		

## Heat 4. (Wind: plus 0.2 m/s)

1. H. WORTMANN, GERMANY	29.2
-------------------------	------

## Heat 5. (Wind: plus 0.8 m/s)

1. H. HUNTER, U.S.A.	26.7	3. M. OSTER, CANADA	29.1
2. J. UPHAM, U.S.A.	27.5		

## Heat 6. (wind: plus 1.2 m/s)

1. R. ROEMER, U.S.A.	25.8	3. J. NOLAN, CANADA	27.6
2. M. MOGSTAD, NORWAY	27.2		

## Heat 7. (Wind: plus 1.5 m/s)

1. J. TUTTLE, U.S.A.	26.7	3. B. HERMANSON, SWEDEN	26.9
2. H. TRAFFORD, ENGLAND	26.7	4. H. SIEWERT, GERMANY	29.3

Records denoted herein thus:

WR - World Record (Masters)

COR - Canadian Open Record (Masters)

CNR - Canadian Native Record (Masters)

## 200 METRES : Heats (continued)

## Class 2A ( 50-54 )

## Heat 8. (Wind: plus 1.4 m/s)

1.	S.R. STEIN,	ENGLAND	25.7	3.	R.L. CLARKE	AUSTRALIA	25.9
2.	R.R. BOWER,	U.S.A.	25.9				

## Heat 9. (Wind: plus 1.3 m/s)

1.	J. TENNANT,	AUSTRALIA	30.0
----	-------------	-----------	------

## 200 METRES : Semi-Finals

## Class 2A ( 50-54 ) First two to the finals

## Semi-Final 1. (Wind: minus 1.0 m/s)

1.	R. STOLPE,	U.S.A.	25.0	4.	J. ULAM,	U.S.A.	27.8
2.	S. STEIN,	ENGLAND	25.6	5.	H. WORTMANN,	GERMANY	27.9
3.	J. PENNANT,	AUSTRALIA	26.4	6.	D. HALL,	U.S.A.	28.3

## Semi-Final 2. (Wind: minus 1.0 m/s)

1.	R. ROEMER,	U.S.A.	25.7	3.	J. TUTTLE,	U.S.A.	26.4
2.	J. UPHAM,	U.S.A.	26.4		J. ROWE,	CANADA	DNF

## Semi-Final 3. (Wind: minus 5.3 m/s)

1.	R. BOWER,	U.S.A.	26.8	4.	M. MOGSTAD,	NORWAY	27.5
2.	A. FINDELI,	FRANCE	26.8	5.	A. HUGGINS,	ENGLAND	29.3
3.	H.C. HUNTER,	U.S.A.	27.2				

## 200 METRES : Finals

## Class 2A ( 50-54 ) Wind: minus 1.5 m/s

1.	R. STOLPE,	U.S.A.	24.7	4.	J. UPHAM,	U.S.A.	26.0
2.	R. ROEMER,	U.S.A.	25.4	5.	S. STEIN,	ENGLAND	26.0
3.	A. FINDELI,	FRANCE	25.6	6.	R. BOWER,	U.S.A.	26.2

## 200 METRES : Heats

## Class 2B ( 55-59 ) First two to the final.

## Heat 1. (Wind: plus 1.4)

1.	A. GUIDET,	U.S.A.	25.4	3.	G. JAMIESON,	CANADA	27.7
2.	J.S. GRANT,	CANADA	27.6	4.	A.S. WOODHOUSE,	CANADA	28.2

## Heat 2. (Wind: plus 1.7 m/s)

1.	C. DILLON,	CANADA	26.9	3.	A. DUNN,	ENGLAND	27.0
2.	P.G. WILSON,	TRINIDAD	26.9	4.	J. GREENHILL,	CANADA	34.4

## Heat 3. (Wind: plus 1.6 m/s)

1.	C. KILLION,	U.S.A.	27.3	3.	PR. R. SORLIEN,	U.S.A.	30.6
2.	H. FAIRBANK,	U.S.A.	28.4				

## 200 METRES : Finals

## Class 2B ( 55-59 ) (Wind: minus 3.9 m/s)

1.	A. GUIDET	U.S.A.	25.3	4.	C. KILLION	U.S.A.	27.6
2.	C. DILLON,	CANADA	26.8	5.	J. GRANT,	CANADA	27.8
3.	P.G. WILSON,	TRINIDAD	27.3	6.	H. FAIRBANK,	U.S.A.	27.9

## 200 METRES : Heats

## Class 3A ( 60-64 ) First three to semi-final

## Heat 1. (Wind: plus 2.2 m/s)

1.	F. SJOSTRAND,	U.S.A.	27.4	3.	S. BUSBY,	ENGLAND	29.0
2.	P. DUNCAN,	CANADA	27.7	4.	W.J. SELDON,	U.S.A.	29.4

## Heat 2. (Wind: plus 1.7 m/s)

1.	R. ISMAN,	TURKEY	34.3
----	-----------	--------	------

## 200 METRES : Heats (continued)

## Class 3A ( 60-64 )

## Heat 3. (Wind: plus 1.4 m/s)

1.	Y. BRANGE,	SWEDEN	28.7	4.	A.C. SMITH,	AUSTRALIA	29.2
2.	G. BRACELAND,	U.S.A.	28.9		T. BILSLAND,	SCOTLAND	DNF *
3.	L. BATT,	ENGLAND	29.0				

## Heat 4. (Wind: 1.9 m/s)

1.	A. LASCH,	GERMANY	28.2	3.	C.H. HILLS,	U.S.A.	29.5
2.	M. TAMER,	U.S.A.	29.2	4.	T. MIYATA,	JAPAN	30.3

## 200 METRES : Semi-Finals

## Class 3A ( 60-64 ) First three to finals

## Semi-Final 1. (Wind: minus 5.0 m/s)

1.	F.S. SJOSTRAND,	U.S.A.	27.8	4.	L.A. BATT,	ENGLAND	29.8
2.	A. LASCH,	GERMANY	29.2	5.	C.H. HILLS,	U.S.A.	30.4
3.	G.H. BRACELAND,	U.S.A.	29.4				

## Semi-Final 2. (Wind: minus 0.7 m/s)

1.	P. DUNCAN,	CANADA	27.4	4.	S. BUSBY,	ENGLAND	29.8
2.	Y. BRANGE,	SWEDEN	28.2	5.	M.Z. TAMER,	U.S.A.	29.9
3.	R.M. ISMAN,	TURKEY	28.3				

## 200 METRES : Finals

## Class 3A ( 60-64 ) (Wind: minus 3.0 m/s)

1.	F.S. SJOSTRAND,	U.S.A.	27.2	4.	A. LASCH,	GERMANY	28.2
2.	P. DUNCAN,	CANADA	27.5	5.	R.M. ISMAN,	TURKEY	28.2
3.	Y. BRANGE,	SWEDEN	27.5	6.	G.H. BRACELAND,	U.S.A.	29.6

## 200 METRES : Heats

## Class 3B ( 65-69 ) First three to semi-finals

## Heat 1. (Wind: plus 1.7 m/s)

1.	M. d'ELIA,	U.S.A.	32.4	4.	R. RIETH,	FRANCE	34.1
2.	K. CARNINE,	U.S.A.	32.4	5.	G.R. SIMPSON,	AUSTRALIA	37.6
3.	W. WARD,	U.S.A.	32.7				

## Heat 2. (Wind: plus 2.5 m/s)

1.	A. PUGLIZEVICH,	U.S.A.	32.1	3.	B. TILL,	CANADA	34.8
2.	S. LUM,	U.S.A.	32.9				

## Heat 3. (Wind: plus 3.0 m/s)

1.	T.W. HINES,	ENGLAND	32.3	3.	F. BIERLEIN,	U.S.A.	32.7
2.	T. RESELL,	NORWAY	32.3	4.	F. WEDGBURY,	ENGLAND	37.9

## Heat 4. (Wind: plus 2.7 m/s)

1.	K. NEUBERT,	GERMANY	35.8	2.	R. LACEY,	U.S.A.	37.5
----	-------------	---------	------	----	-----------	--------	------

## 200 METRES : Semi-Finals

## Class 3B ( 65-69 ) First three to final.

## Semi-Final 1. (Wind: minus 1.9 m/s)

1.	M. d'ELIA,	U.S.A.	30.9	4.	B. TILL,	CANADA	33.5
2.	T.W. HINES,	ENGLAND	33.1	5.	W. WARD,	U.S.A.	33.7
3.	F. BIERLEIN,	U.S.A.	33.2	6.	R. LACEY,	U.S.A.	34.7

## Semi-Final 2. (Wind: minus 4.1 m/s)

1.	K. CARNINE,	U.S.A.	31.7	4.	T. RESELL,	NORWAY	36.5
2.	A.J. PUGLIZEVICH,	U.S.A.	32.0	5.	K. NEUBERT,	GERMANY	38.6
3.	S. LUM,	U.S.A.	32.5				

## 200 METRES : Finals

Class 3E (65-69) (Wind: minus 1.8 m/s)

1. K. CARNINE, U.S.A.	29.6	4. S. LUM, U.S.A.	32.4
2. M. D'ELIA, U.S.A.	29.8	5. F. BIERLEIN, U.S.A.	32.8
3. A.J. PUGLIZEVICH, U.S.A.	31.8	6. T.W. HINES, ENGLAND	32.9

## 700 METRES SPECIAL HONOURS RACE (over 80 years of age)

(Wind: minus 1.0 m/s)

1. Fritz SCHREIBER, SWEDEN, (81yrs.)	44.7
2. Duncan MacLEATH, SCOTLAND, (90 yrs.)	49.2
5. Charles SPEECHLEY, ENGLAND, (88 yrs.)	53.3

## 200 METRES : Heats

Class C, (30-39) First two to the semi-finals

Heat 1. (Wind: plus 0.8 m/s)

1. C. BERTRAND, U.S.A.	23.8	2. R. FREDERICK, U.S.A.	27.3
------------------------	------	-------------------------	------

Heat 2. (Wind: plus 0.7 m/s)

1. H. ADAMS, U.S.A.	23.9	3. G. BOLIVAR, VENEZUELA	26.3
2. D. CAMPBELL, U.S.A.	25.9		

Heat 3. (Wind: plus 0.8 m/s)

1. R. AUSTIN, AUSTRALIA	22.6	3. D. RANARD, U.S.A.	23.5
2. L. COLBERT, U.S.A.	22.9	4. J. ZOOLAKIS, U.S.A.	24.6

Heat 4. (Wind: plus 0.7 m/s)

1. L. TUTT, U.S.A.	23.5	2. D.H. BAIRD, CANADA	23.7
--------------------	------	-----------------------	------

Heat 5. (Wind: plus 0.9 m/s)

1. G. PATON, U.S.A.	22.3	3. T. LINGENFELTER, U.S.A.	25.9
2. F. VOPEL, CANADA	25.6		

Heat 6. (Wind: plus 0.1 m/s)

1. J.A. PARKER, CANADA	23.8	3. R. WARING, CANADA	27.8
2. S. BOWER, VENEZUELA	26.3		

## 200 METRES : Semi-Finals

Class O (30-39) First three to the final.

Semi-Final 1. (Wind: minus 2.4 m/s)

1. R. AUSTIN, AUSTRALIA	22.8	4. D. CAMPBELL, U.S.A.	23.9
2. G. PATON, U.S.A.	22.9	5. D. BAIRD, CANADA	23.9
3. L. TUTT, U.S.A.	23.4	6. R. FREDERICK, U.S.A.	27.1

Semi-Final 2. (Wind: minus 3.3 m/s)

1. C. BERTRAND, U.S.A.	23.1	4. H. ADAMS, U.S.A.	24.3
2. L. COLBERT, U.S.A.	23.3	5. S. BOWER, VENEZUELA	26.5
3. J. PARKER, CANADA	23.7	6. E. VOPEL, CANADA	26.6

## 200 METRES : Finals

Class O (30-39) (Wind: plus 0.5 m/s)

1. R. AUSTIN, AUSTRALIA	22.1	4. L. COLBERT, U.S.A.	23.4
2. G. PATON, U.S.A.	22.5	5. C. BERTRAND, U.S.A.	23.4
3. J. PARKER, CANADA	23.3	6. L. TUTT, U.S.A.	23.4

PHOTOGRAPHS BY JOE HEIM : SPORT ONTARIO NEWS

## 400 METRES : Heats

Class 1A (40-44) First two in each heat to the semi-finals

Heat 1.

1. M. WUBISCH, GERMANY	53.7	3. P.E. FIELD, ENGLAND	56.9
2. G.D. HUNT, CANADA	55.6		

Heat 2.

1. G. LEROY, ENGLAND	54.4	3. B. FREDERICKSON, U.S.A.	55.8
2. T.V. ROBERTS, AUSTRALIA	54.9	4. G. WELLS, CANADA	60.2

Heat 3.

1. F.C.H. SMITH, ENGLAND	53.6	3. J. CULL, U.S.A.	56.1
2. A. ALLEN, U.S.A.	55.8	M.J. ORTA, VENEZUELA	DNF

Heat 4.

1. K. SCOTT, ENGLAND	54.8	3. L.R. BOIES, U.S.A.	59.2
2. G.M. FEAST, ENGLAND	56.5	4. A. BOBB, VENEZUELA	61.6

Heat 5.

1. H. BRUHNER, SWEDEN	57.8	2. N. VLADISLAVICH, S. AFRICA	58.9
-----------------------	------	-------------------------------	------

Heat 6.

1. W. KREBS, U.S.A.	60.0	2. O.G. FLAHERTY, SCOTLAND	64.8
---------------------	------	----------------------------	------

Heat 7.

1. R. THOMAS, U.S.A.	54.5	4. V. COIRO, U.S.A.	61.9
2. R. COWELL, CANADA	54.6	5. R. COLLINS, U.S.A.	67.2
3. R. CLARENCE, U.S.A.	56.5	M. KNAEPEN, BELGIUM	DNF

Heat 8.

1. W. MORGAN, ENGLAND	54.5	3. A. VONDETTE, CANADA	58.0
2. G. GLUPPE, CANADA	56.3		

Heat 9.

1. M. GRUNJIC, S. AFRICA	54.0	4. D. PAUL, AUSTRALIA	56.7
2. K.M. WHITAKER, ENGLAND	54.8	5. R. BRYANT, CANADA	1:12.8
3. J. COGGIN, ENGLAND	56.1		

## 400 METRES : Semi-Finals

Class 1A (40-44) First two to finals

Semi-Final 1.

1. M. GRUNJIC, S. AFRICA	52.3	4. G. GLUPPE, CANADA	53.7
2. W. MORGAN, ENGLAND	52.8	5. A. ALLEN, U.S.A.	57.6
3. K.M. WHITAKER, ENGLAND	53.5	6. O. FLAHERTY, SCOTLAND	63.4

Semi-Final 2.

1. K. SCOTT, ENGLAND	53.1	4. H. BRUHNER, SWEDEN	54.3
2. F.C.H. SMITH, ENGLAND	53.2	5. G.D. HUNT, CANADA	55.4
3. W. KREBS, U.S.A.	54.0		

Semi-Final 3.

1. M. GARBISCH, GERMANY	51.7	3. R. COWELL, CANADA	53.9
2. G. LEROY, ENGLAND	51.9	4. G.M. FEAST, ENGLAND	57.4

## 400 METRES : Finals

Class 1A (40-44)

1. M. GARBISCH, GERMANY	50.7 (COR)	4. W. MORGAN, ENGLAND	53.1
2. G. LEROY, ENGLAND	51.1	5. K. SCOTT, ENGLAND	53.3
3. M. GRUNJIC, S. AFRICA	51.5	6. F.C.H. SMITH, ENGLAND	53.5



## 400 METRES : Heats

## Class 1B (45-49) First two in each heat to the semi-finals

## Heat 1.

1.	Dr. D. CHEEK,	U.S.A.	56.7	3.	F. JOLIN,	U.S.A.	59.5
2.	K. VIRKAVS,	CANADA	57.7	4.	R. NASH,	AUSTRALIA	62.9

## Heat 2.

1.	J. HAYWARD,	ENGLAND	56.5	3.	E.G. CROSS,	CANADA	65.5
2.	C. AKERBLOM,	SWEDEN	59.3				

## Heat 3.

1.	T. McNEILL,	N. IRELAND	58.6	2.	R. WOSYLUS,	FRANCE	61.3
----	-------------	------------	------	----	-------------	--------	------

## Heat 4.

1.	H. CHANDRA,	SINGAPORE	54.3	3.	D.X. BUCHANAN,	CANADA	59.8
2.	N. TOFT,	SWEDEN	56.0	4.	A. CASTILLO,	VENEZUELA	66.2

## Heat 5.

1.	D.D. SMITH,	U.S.A.	56.8	3.	R. MacVEIGH,	U.S.A.	58.6
2.	I. JAMIESON,	CANADA	58.3	4.	F. THOMPSON,	ENGLAND	59.8

## Heat 6.

1.	S.W. THOMPSON,	U.S.A.	57.2	2.	G. GILMOUR,	CANADA	61.0
					I. TRANTHAM,	U.S.A.	DNF

## 400 METRES : Semi-Finals

## Class 1B (45-49) First three to final.

## Semi-Final 1.

1.	D. CHEEK,	U.S.A.	54.8	4.	R. WOSYLUS,	FRANCE	59.4
2.	S.W. THOMPSON,	U.S.A.	57.3	5.	G. GILMOUR,	CANADA	59.8
3.	I. JAMIESON,	CANADA	58.1				

## Semi-Final 2.

1.	H. CHANDRA,	SINGAPORE	55.9	4.	D.D. SMITH,	U.S.A.	57.3
2.	T. McNEILL,	N. IRELAND	56.7	5.	K. VIRKAUS,	CANADA	57.9
3.	J. HAYWARD,	ENGLAND	56.8	6.	C. AKERBLOM,	SWEDEN	58.6

## 400 METRES : Finals

## Class 1B (45-49)

1.	D. CREEK,	U.S.A.	52.9	4.	T. McNEILL,	N. IRELAND	56.3
2.	H. CHANDRA,	SINGAPORE	53.3	5.	J. HAYWARD,	ENGLAND	56.6
3.	S.W. THOMPSON,	U.S.A.	56.0	6.	I. JAMIESON,	CANADA	57.9

## 400 METRES : Heats

## Class 2A (50-54) First two in each heat to the semi-finals

## Heat 1.

1.	E. ORTLEPP,	S. AFRICA	62.8	3.	D. SEMPLE,	CANADA	68.5
2.	A. HUGGINS,	ENGLAND	62.8	4.	A. ESPINOZA,	VENEZUELA	75.0

## Heat 2.

1.	R. STOLPE,	U.S.A.	59.3	2.	H. WORTMANN,	GERMANY	63.4
----	------------	--------	------	----	--------------	---------	------

## Heat 3.

1.	G. PUTERBAUGH,	U.S.A.	58.0	3.	S. STEIN,	ENGLAND	66.5
2.	K. ERIKSEN,	NORWAY	58.1				

## Heat 4.

1.	T. CLAYTON,	U.S.A.	58.6	3.	P. MUNN,	ENGLAND	62.2
2.	J. ROWE,	CANADA	59.4	4.	K. KITAGAWA,	CANADA	72.0

## 400M : Heats (continued)

## Class 2A (50-54)

## Heat 5.

1.	J. UPHAM,	U.S.A.	58.1	3.	E. SMITH,	U.S.A.	66.4
2.	R. CLARKE,	AUSTRALIA	58.4	4.	H. SIEWERT,	GERMANY	66.8

## Heat 6.

1.	W. SHEPPARD,	AUSTRALIA	60.1	2.	B.C. NIELSEN,	ENGLAND	62.7
----	--------------	-----------	------	----	---------------	---------	------

## 400 METRES : Semi-Finals

## Class 2A (50-54) First three to finals ,

## Semi-Final 1.

1.	K. ERIKSEN,	NORWAY	57.8	4.	J. ROWE,	CANADA	58.6 (CNR)
2.	T.D. CLAYTON,	U.S.A.	57.9	5.	B.C. NIELSEN,	ENGLAND	60.4
3.	J. UPHAM,	U.S.A.	58.2				

## Semi-Final 2.

1.	R. STOLPE,	U.S.A.	55.1	4.	E. ORTLEPP,	S. AFRICA	60.1
2.	G. PUTERBAUGH,	U.S.A.	56.6	5.	A. WORTMANN,	GERMANY	60.9
3.	R. CLARKE,	AUSTRALIA	58.0	6.	A. HUGGINS,	ENGLAND	61.6

## 400 METRES : Finals

## Class 2A (50-54)

1.	R. STOLPE,	U.S.A.	55.1 (COR)	4.	K. ERIKSEN,	NORWAY	58.2
2.	G. PUTERBAUGH,	U.S.A.	56.7	5.	J. UPHAM,	U.S.A.	58.4
3.	R. CLARKE,	AUSTRALIA	57.9	6.	T.D. CLAYTON,	U.S.A.	1:00.8

## 400 METRES : Semi-Finals

## Class 2B (55-59) First three to final.

## Semi-Final 1.

1.	A. GUIDET,	U.S.A.	60.8	4.	A. WOODHOUSE,	CANADA	63.3
2.	H. FAIRBANK,	U.S.A.	61.3	5.	W. BOWERS,	U.S.A.	DNF
3.	P.G. WILSON,	TRINIDAD	61.7				

## Semi-Final 2.

1.	A. DUNN,	ENGLAND	62.5	3.	J. STEVENS,	AUSTRALIA	63.0
2.	E. HALPIN,	U.S.A.	62.8	4.	V. ROCKCASTLE,	U.S.A.	64.4

## 400 METRES : Finals

## Class 2B (55-59)

1.	A. GUIDET,	U.S.A.	57.4	4.	J. STEVENS,	AUSTRALIA	1:01.2
2.	E. HALPIN,	U.S.A.	60.0	5.	A. DUNN,	ENGLAND	1:01.8
3.	H. FAIRBANK,	U.S.A.	1:01.1	6.	P.G. WILSON,	TRINIDAD	1:06.1

## 400 METRES : Semi-Finals

## Class 3A (60-64) First three to finals.

## Semi-Final 1.

1.	A.C. SMITH,	AUSTRALIA	1:04.7	3.	M. TAMER,	U.S.A.	1:06.7
2.	G. BRACELAND,	U.S.A.	1:06.1	4.	S. BUSBY,	ENGLAND	1:12.5

## Semi-Final 2.

1.	F. SJOSTRAND,	U.S.A.	60.2	3.	T. BILSLAND,	SCOTLAND	1:07.0
2.	L. BATT,	ENGLAND	1:04.6	4.	G. WARD,	CANADA	1:15.5

## 400 METRES : Finals

## Class 3A (60-64)

1.	F.S. SJOSTRAND,	U.S.A.	1:00.2	4.	A.C. SMITH,	AUSTRALIA	1:04.7
2.	L.A. BATT,	ENGLAND	1:03.2	5.	M.Z. TAMER,	U.S.A.	1:05.5
3.	G.H. BRACELAND,	U.S.A.	1:04.4	6.	T. BILSLAND,	SCOTLAND	1:06.0

## 400 METRES : Semi-Finals

## Class 3B (65-69) First three to finals

## Semi-Final 1.

1. G. SIMPSON, AUSTRALIA	1:13.4	3. R. BARRAND, CANADA	1:15.3
2. K. CARNINE, U.S.A.	1:14.3	4. E. SEARS, ENGLAND	1:17.2

## Semi-Final 2.

1. C.E. KLINE, U.S.A.	1:13.3	3. S. MADDEN, U.S.A.	1:22.6
2. Y. TASAKI, JAPAN	1:14.6		

## 400 METRES : Finals

## Class 3B (65-69)

1. C. KLINE, U.S.A.	1:05.8	4. S. MADDEN, U.S.A.	1:12.5
2. K. CARNINE, U.S.A.	1:09.0	5. R. BARRAND, CANADA	1:15.8
3. Y. TASAKI, JAPAN	1:10.8	6. G.R. SIMPSON, AUSTRALIA	1:16.6

## 400 METRES : Finals

## Class OW (Women 30-39)

1. A. PARISH, U.S.A.	1:03.0	4. V. TITTLER, CANADA	1:07.7
2. K. MAHER, U.S.A.	1:03.3	5. R. WIDMANN, U.S.A.	1:10.2
3. S. BUCHANAN, U.S.A.	1:04.0		

## 400 METRES : Semi-Finals

## Class 1W (Women 40-49) First three to final.

## Semi-Final 1.

1. M. KYLE, IRELAND	62.9	3. M. KLOPFER, U.S.A.	68.6
2. I. VBERA, U.S.A.	65.5	4. A. CIRULNICK, U.S.A.	1:20.9

## Semi-Final 2.

1. C. MILL, N. ZEALAND	68.1	3. E. ROSE, U.S.A.	1:13.9
2. E. SAULL, CANADA	69.5	4. B. FITZPATRICK, CANADA	1:16.4

## 400 METRES : Finals

## Class 1W (Women 40-49)

1. C. MILL, N. ZEALAND	58.9	4. E. SAULL, CANADA	1:05.2
2. M. KYLE, N. IRELAND	1:01.2	5. M. KLOPFER, U.S.A.	1:09.0
3. I. OBERA, U.S.A.	1:01.5	6. E. ROSE, U.S.A.	1:15.8

## 400 METRES : Finals

## Class 2W (Women 50 &amp; Over)

1. A.E. MCKENZIE, S. AFRICA	1:05.3	4. B. HICKS, U.S.A.	1:33.7
2. P.R. CLARKE, U.S.A.	1:24.9	5. M. FAIRBANK, U.S.A.	1:34.9
3. A. TRANTHAM, U.S.A.	1:27.6	6. E. YEOMANS, CANADA	1:38.3
		M. WILLIAMS, ENGLAND	DNF

## 800 METRES : heats

## Class 1A (40-44)

## Heat 1.

1. W. OLIVIER, S.A.	2:03.8	6. G.C. WISE, AUSTRALIA	2:12.7
2. W. KREBS, U.S.A.	2:03.8	7. G. WELLS, U.S.A.	2:12.9
3. V. STEPHENS, CANADA	2:06.6	8. R.H. BROCK, U.S.A.	2:14.9
4. M. PYLE, ENGLAND	2:08.5	9. R. ARCHIBALD, U.S.A.	2:19.8
5. D.F. HUNT, ENGLAND	2:11.7		

## Heat 2.

1. E. WHITLOCK, CANADA	2:00.7	5. A. GIBLIN, CANADA	2:04.6
2. L. MEANS, U.S.A.	2:00.7	6. B. BUTLER, U.S.A.	2:07.9

## 800 METRES : Heats (continued)

## Class 1A (40-44)

3. B. BULLEN, ENGLAND	2:01.0	7. J.G. GREEN, ENGLAND	2:13.1
4. E. GOOKIN, U.S.A.	2:02.0		

## Heat 3.

1. R.I.S. ALLEN, ENGLAND	2:02.6	5. J.F. LEGG, CANADA	2:15.4
2. P. RICHARDSON, U.S.A.	2:06.8	6. J.F. MORAN, U.S.A.	2:15.4
3. H.K. ROBERTS, ENGLAND	2:09.5	7. B. LUALHATI, U.S.A.	2:15.7
4. P.E. FIELD, ENGLAND	2:11.0	8. J.S. HELD, U.S.A.	2:31.0

## Heat 4.

1. T.V. ROBERTS, AUSTRALIA	2:01.3	5. J.F. CONNER, U.S.A.	2:05.9
2. T.L. CONNELLY, U.S.A.	2:02.7	6. A.G. KLIMBER, ENGLAND	2:09.5
3. R.M. BOWMAN, CANADA	2:03.8	7. B.W. OXLEY, CANADA	2:10.1
4. N. DONACHIE, ENGLAND	2:04.1	8. V.M. SCHROEDER, RHODESIA	2:10.3

## 800 METRES : Finals

## Class 1A (40-44)

1. L. MEANS, U.S.A.	2:00.2	7. R. BOWMAN, CANADA	2:01.6
2. T. ROBERTS, AUSTRALIA	2:00.4	8. W. OLIVIER, S.A.	2:03.7
3. B. BULLEN, ENGLAND	2:00.9	9. V. STEVENS, CANADA	2:03.7
4. T. CONNELLY, U.S.A.	2:01.0	10. W. KREBS, U.S.A.	2:04.7
5. E. WHITLOCK, CANADA	2:01.3	11. P. RICHARDSON, U.S.A.	2:05.6
6. R. ALLEN, ENGLAND	2:01.3	12. H. ROBERTS, ENGLAND	2:17.7

## 800 METRES : Heats

## Class 1B (45-49)

## Heat 1.

1. C. SIMPSON, ENGLAND	2:10.9	6. H. HENRIQUES, U.S.A.	2:18.3
2. J. HAYWARD, ENGLAND	2:10.9	7. G. GILMOUR, CANADA	2:23.7
3. I. JAMIESON, CANADA	2:13.8	8. R.J. CLARKE, N. ZEALAND	2:31.6
4. F. THOMPSON, ENGLAND	2:15.9	9. A. CASTILLO, VENEZUELA	2:44.3
5. V. KOERNER, U.S.A.	2:16.1		

## Heat 2

1. L. VAGSMYR, NORWAY	2:06.0	5. W.R. LISTER, U.S.A.	2:23.3
2. L.E. SCHNEIDER, U.S.A.	2:15.8	6. J.M. DEAN, ENGLAND	2:23.6
3. T.V. HERSHBERGER, U.S.A.	2:16.2	7. L.N. HAILEY, U.S.A.	2:30.3
4. B. HOLMES, U.S.A.	2:17.1		

## Heat 3.

1. B. JERNHESTER, SWEDEN	2:06.6	5. L. LYNCH, IRELAND	2:30.3
2. N. TOFT, SWEDEN	2:11.5	6. R. HUFFMAN, U.S.A.	2:32.0
3. D.D. SMITH, U.S.A.	2:14.4	7. D. ZINMAN, U.S.A.	2:36.6
4. R.C. MacVEIGH, U.S.A.	2:17.6		

## 800 METRES : Finals

## Class 1B (45-49)

1. L. VAGSMYR, NORWAY	2:02.6	5. L. SCHNEIDER, U.S.A.	2:12.4
2. C. SIMPSON, ENGLAND	2:03.2	6. I. JAMIESON, CANADA	2:13.3
3. N. TOFT, SWEDEN	2:04.8	7. T. HERSEBERGER, U.S.A.	2:17.3
4. J. HAYWARD, ENGLAND	2:05.4	D.D. SMITH, U.S.A.	DNF

## 800 METRES : Heats

## Class 2A (50-54)

## Heat 1.

1. B. FITZGERALD, U.S.A.	2:12.9	5. B.C. NIELSEN, ENGLAND	2:18.2
2. R.L. CLARKE, S. AUSTRALIA	2:12.9	6. E.D. GASTON, U.S.A.	2:21.2

## 800 METRES : Heats (continued)

## Class 2A (50-54)

## Heat 1.

3.	J. PENNINGTON,	AUSTRALIA	2:14.5	7.	R. GIL,	U.S.A.	2:25.8
4.	A.A. MESSENGER,	U.S.A.	2:16.2				

## Heat 2.

1.	W. SHEPPARD,	AUSTRALIA	2:15.7	6.	M. WILLIAMS,	U.S.A.	2:23.3
2.	K. ERIKSEN,	NORWAY	2:17.7	7.	G. CAVILL,	AUSTRALIA	2:25.0
3.	A. ROLLINS,	U.S.A.	2:18.6	8.	A. SWEENEY,	CANADA	2:26.7
4.	E. ORTLEPP,	S. AFRICA	2:21.8	9.	D.G. FARQUHARSON,	CANADA	2:27.9
5.	E.S. BARRON,	U.S.A.	2:22.8	10.	V. TETERIS,	CANADA	2:29.8

## Heat 3.

1.	G.H. PUTERBAUGH,	U.S.A.	2:16.7	7.	D.H.R. PAIN,	U.S.A.	2:33.0
2.	N.S. NEILSON,	ENGLAND	2:17.3	8.	W. O'BRIEN,	U.S.A.	2:33.8
3.	L. BROWN,	ENGLAND	2:19.6	9.	E.L.J. FOSTER,	U.S.A.	2:33.8
4.	S. OLSSON,	SWEDEN	2:20.6	10.	H. SIEWERT,	GERMANY	2:36.8
5.	A.W. DALE,	U.S.A.	2:21.2	11.	K. KITAGAWA,	CANADA	2:44.6
6.	E. SMITH,	U.S.A.	2:27.9				

## 800 METRES : Finals

## Class 2A (50-54)

1.	B. FITZGERALD,	U.S.A.	2:01.9	5.	W. SHEPPARD,	AUSTRALIA	2:14.7
2.	G. PUTERBAUGH,	U.S.A.	2:08.2	6.	L. BROWN,	ENGLAND	2:19.1
3.	R. CLARKE,	AUSTRALIA	2:09.1	7.	A. ROLLINS,	U.S.A.	2:20.9
4.	N. NEILSON,	ENGLAND	2:14.6				

## 800 METRES : Finals

## Class 2B (55-59)

1.	J. STEVENS,	AUSTRALIA	2:21.3	5.	W. FAIRBANK,	U.S.A.	2:28.8
2.	E. HALPIN,	U.S.A.	2:21.8	6.	E. OSBORN,	U.S.A.	2:36.2
3.	H. FAIRBANK,	U.S.A.	2:22.9	7.	D. GEER,	U.S.A.	2:44.2
4.	L. BURNETT,	ENGLAND	2:24.9		P. EMIEL,	BELGIUM - disqualified	

## 800 METRES : Finals

## Class 3A (60-65)

1.	R.M. ISMAN,	TURKEY	2:23.9	5.	L.F. ROLLS,	ENGLAND	2:34.7
2.	H. STRANNHAGE,	SWEDEN	2:25.3	6.	A.C. SMITH,	AUSTRALIA	2:35.2
3.	L. BATT,	ENGLAND	2:27.3	7.	F. BARRY-BROWN,	AUSTRALIA	2:42.5
4.	W. ANDBERG,	U.S.A.	2:27.6				

## 800 METRES : Finals

## Class 3B (65-69)

1.	N. BRIGHT,	U.S.A.	2:27.2	5.	S. MADDEN,	U.S.A.	2:44.0
2.	M. JENKINSON,	AUSTRALIA	2:30.6	6.	R. BRENDENBECK,	U.S.A.	2:47.4
3.	C.E. KLINE,	U.S.A.	2:30.7	7.	E. SEARS,	ENGLAND	3:07.9
4.	J.M. CLARKE,	U.S.A.	2:36.4	8.	R. WHITE,	ENGLAND	3:20.0
				9.	J. SPEER,	U.S.A.	4:22.1

## 800 METRES : Heats

## Class O (30-39)

## Heat 1.

1.	A.C. CONRO,	U.S.A.	2:06.5	4.	M. CODY,	U.S.A.	2:11.3
2.	H.D. RANARD,	U.S.A.	2:07.2	5.	R. FREDERICK,	U.S.A.	2:23.9
3.	G.L. CARR,	U.S.A.	2:07.3				

## Heat 2.

1.	W.E. STEWART,	U.S.A.	1:59.8	5.	D.G. DRIGHT,	CANADA	2:04.7
----	---------------	--------	--------	----	--------------	--------	--------

## 800 METRES : Heats (continued)

## Class O (30-39)

2.	J.D. IRONS,	CANADA	2:02.6	6.	F.T. MANNIS,	U.S.A.	2:05.5
3.	D. CAMPBELL,	U.S.A.	2:03.2	7.	L. SAMUELSSON,	SWEDEN	2:05.7
4.	B. HILL,	CANADA	2:03.9	8.	R.G. DANIELL,	CANADA	2:08.6
					T.A. LINGENFELTER,	U.S.A.	DNF

## Heat 3.

1.	B. MAXWELL,	U.S.A.	2:01.1	5.	V.E. GODFREY,	U.S.A.	2:02.8
2.	G. MADER,	U.S.A.	2:01.1	6.	S.A.F. BOWER,	VENEZUELA	2:17.8
3.	C.B. CORDY,	U.S.A.	2:01.2	7.	M. GAVIN,	CANADA	2:20.5
4.	G. MIDGLEY,	CANADA	2:01.8				

## 800 METRES : Finals

## Class O (30-39)

1.	W. STEWART,	U.S.A.	1:55.0	5.	A. CONRO,	U.S.A.	2:02.8
2.	D. CAMPBELL,	U.S.A.	1:57.4	6.	B. MAXWELL,	U.S.A.	2:03.6
3.	G. CARR,	U.S.A.	1:57.5	7.	C. CORDY,	U.S.A.	2:09.0
4.	G. MADER,	U.S.A.	1:58.1	8.	D. RANARD,	U.S.A.	2:09.8

## 1500 METRES : Heats

## Class 1A (40-44)

1.	A.G. THOMAS,	AUSTRALIA	4:10.8	11.	D.W. PETERSON,	U.S.A.	4:28.0
2.	R.I.S. ALLEN,	ENGLAND	4:11.3	12.	A.G. KIMBER,	ENGLAND	4:32.0
3.	T.H. FORT,	U.S.A.	4:12.0	13.	R. BROCK,	U.S.A.	4:33.0
4.	E. WHITLOCK,	CANADA	4:14.6	14.	M. UHER,	U.S.A.	4:36.0
5.	B. BULLEN,	ENGLAND	4:16.3	15.	R.N. GLATZ,	U.S.A.	4:45.0
6.	L. MEANS,	U.S.A.	4:17.1	16.	S. GENDIN,	U.S.A.	4:54.0
7.	H.K. ROBERTS,	ENGLAND	4:19.0	17.	V. COIRO,	U.S.A.	5:04.0
8.	D.F. HUNT,	ENGLAND	4:21.0	18.	P. DOHRENDORF,	CANADA	5:09.0
9.	B. BUTLER,	U.S.A.	4:22.0	19.	M. SERGEANT,	CANADA	5:23.0
10.	R.J. O'BRIEN,	N. ZEALAND	4:26.0				

## Heat 2.

1.	T.V. ROBERTS,	AUSTRALIA	4:08.2	14.	V. STEPHENS,	CANADA	4:27.0
2.	B. PARKES,	ENGLAND	4:09.2	15.	B. SHARPE,	AUSTRALIA	4:35.0
3.	B.L. GAY,	U.S.A.	4:09.8	16.	W. BOGGS,	U.S.A.	4:37.0
4.	G. BJORKLAND,	SWEDEN	4:09.9	17.	J. LANDSFELD,	U.S.A.	4:39.0
5.	G. WOOD,	U.S.A.	4:10.0	18.	V. KUKKOLA,	CANADA	4:42.0
6.	J.D. MacDONALD,	N. ZEALAND	4:10.1	19.	D. PAUL,	AUSTRALIA	4:43.0
7.	E. GOOKIN,	U.S.A.	4:11.0	20.	A. LYNN,	CANADA	4:44.0
8.	J. OLIVER,	ENGLAND	4:12.0	21.	G. WELLS,	CANADA	4:45.0
9.	P. DOHERTY,	U.S.A.	4:13.0	22.	E.H. PHILLIPS,	U.S.A.	5:05.0
10.	L. FUSELIER,	U.S.A.	4:14.0	23.	K. KERR,	CANADA	5:06.0
11.	J.W. WELDY,	U.S.A.	4:18.0	24.	T.F. GREEN,	CANADA	5:15.0
12.	N. DONACHIE,	ENGLAND	4:21.0	25.	P. JELENECKI,	YUGOSLAVIA	5:30.0
13.	A. GIBLIN,	CANADA	4:22.0				

## 1500-METRES : Finals

## Class 1A (40-44)

1.	A. THOMAS,	AUSTRALIA	3:59.5	7.	B. GAY,	U.S.A.	4:12.0
2.	T. ROBERTS,	AUSTRALIA	4:01.3	8.	T. FORT,	U.S.A.	4:14.0
3.	R. ALLEN,	ENGLAND	4:01.5	9.	G. BJORKLAND,	SWEDEN	4:16.0
4.	E. WHITLOCK,	CANADA	4:02.5	10.	B. BULLEN,	ENGLAND	4:17.0
5.	B. PARKES,	ENGLAND	4:05.8		J.D. MacDONALD,	N. ZEALAND	DNF
6.	G. WOOD,	U.S.A.	4:07.6				

## 1500 METRES : Heats

## Class 1B (45-49) First five to final

Heat 1.			
1.	D. BEATTY,	CANADA	4:25.7
2.	L. VAGSMYR,	NORWAY	4:28.4
3.	C. SIMPSON,	ENGLAND	4:31.6
4.	N. SKELTON,	N. IRELAND	4:36.0
5.	G.T. DOWNER,	CANADA	4:38.7
6.	B. HOLMES,	U.S.A.	4:39.1
7.	P. KLOPFER,	U.S.A.	4:46.5
8.	V. KOERNER,	U.S.A.	4:49.0
9.	T. HERSHBERGER,	U.S.A.	4:50.0
10.	H. HENRIQUES,	U.S.A.	4:56.0
11.	R.J. CLARKE,	N. ZEALAND	5:04.0
12.	S. ZINMAN,	U.S.A.	5:12.0
13.	F. McPHERSON,	CANADA	5:31.0

## Heat 2.

1.	R. JOHANSSON,	SWEDEN	4:23.7
2.	A. HUGHES,	ENGLAND	4:29.5
3.	H.S. RUBIN,	U.S.A.	4:32.7
4.	K. BRAY,	ENGLAND	4:37.0
5.	B. JORDAN,	U.S.A.	4:39.5
6.	B. MOTLEY,	ENGLAND	4:41.7
7.	A. KIJEK,	U.S.A.	4:43.0
8.	A. SEMPLE,	AUSTRALIA	4:46.0
9.	R. CZARAPATA,	U.S.A.	4:56.0
10.	J. MASIL,	CANADA	4:58.0
11.	E. HARGER,	U.S.A.	5:11.0
12.	R. HUFFMAN,	U.S.A.	5:18.0
13.	M. FRENCH,	CANADA	5:36.0
14.	J.M. DEAN,	ENGLAND	5:49.0

## 1500 METRES : Finals

## Class 1B (45-49)

1.	A. HUGHES,	ENGLAND	4:15.3
2.	C. SIMPSON,	ENGLAND	4:15.7
3.	D. BEATTY,	CANADA	4:19.9
4.	H. RUBIN,	U.S.A.	4:24.6
5.	L. VAGSMYR,	NORWAY	4:26.2
6.	K. BRAY,	ENGLAND	4:39.6
7.	B. JORDAN,	U.S.A.	4:42.6
8.	N. SKELTON,	N. IRELAND	4:44.9

## 1500 METRES : Heats

## Class 2A (50-54) First four to final

Heat 1.			
1.	A.W. DALE,	U.S.A.	4:50.1
2.	J. PENNINGTON,	AUSTRALIA	4:50.4
3.	B. FITZGERALD,	U.S.A.	4:50.7
4.	H. PERRY,	U.S.A.	4:53.2
5.	P. ANDERSON,	AUSTRALIA	5:00.0
6.	A. PRINCE,	U.S.A.	5:01.6
7.	E. SMITH,	U.S.A.	5:01.8
8.	N. HARANO,	JAPAN	5:13.4
9.	T. HODGSON,	CANADA	5:34.4

## Heat 2.

1.	N. NEILSON,	ENGLAND	4:45.1
2.	S. OLSSON,	SWEDEN	4:47.7
3.	A. MESSENGER,	U.S.A.	4:49.5
4.	K.G. BERGFORS,	SWEDEN	4:50.4
5.	A. SWEENEY,	CANADA	4:52.1 (CNR)
6.	W. J. OBREE,	ENGLAND	5:02.0
7.	L. BROWN,	ENGLAND	5:02.3
8.	R. La BELLE,	U.S.A.	5:05.0
9.	S. DALNOKI,	CANADA	5:39.8

## Heat 3.

1.	T. ORR,	AUSTRALIA	4:36.3
2.	R. BOUTARD,	FRANCE	4:36.3
3.	E. JOYNSON,	ENGLAND	4:36.6
4.	E.D. GASTON,	U.S.A.	4:45.2
5.	J. TODD,	N. IRELAND	4:54.1
6.	M. FROHM,	SWEDEN	4:57.6
7.	W. O'BRIEN,	U.S.A.	5:08.0
8.	E.S. BARRON,	U.S.A.	5:09.9
9.	D.H.R. PAIN,	U.S.A.	5:12.0
10.	M. OSTER,	CANADA	5:17.0

## 1500 METRES : Finals

## Class 2A (50-54)

1.	B. FITZGERALD,	U.S.A.	4:23.4 (COR)
2.	T. ORR,	AUSTRALIA	4:28.6
3.	R. BOUTARD,	FRANCE	4:31.7
4.	J. PENNINGTON,	AUSTRALIA	4:32.2
5.	E. JOYNSON,	ENGLAND	4:33.8
6.	N. NEILSON,	ENGLAND	4:36.1
7.	E. GASTON,	U.S.A.	4:44.0
8.	A. DALE,	U.S.A.	4:48.0
9.	A. MESSENGER,	U.S.A.	4:50.0
10.	K. BERGFORS,	SWEDEN	4:56.0
11.	H. PERRY,	U.S.A.	4:57.0

## 1500 METRES : Finals

## Class 2B (55-59)

1.	O. ELVLAND,	SWEDEN	4:48.9
2.	E.V. HALPIN,	U.S.A.	4:51.3
3.	B. HORMAN,	U.S.A.	4:51.8
4.	L. BURNETT,	ENGLAND	5:07.0
5.	V. ROCKCASTLE,	U.S.A.	5:08.7
6.	D. STILES,	CANADA	5:14.0
7.	A.S. ELSE,	ENGLAND	5:36.0
8.	K. PROCTOR,	U.S.A.	5:41.0
9.	D. GEER,	U.S.A.	5:44.0
10.	V. PETERS,	CANADA	5:57.0
11.	J.D. BOURNE,	CANADA	5:58.0
	P. EMIEL,	BELGIUM - disqualified	

## 1500 METRES : Finals

## Class 3A (60-64)

1.	W.G. ANDBERG,	U.S.A.	5:01.3
2.	L.F. ROLLS,	ENGLAND	5:24.9
3.	F. BARRY-BROWN,	AUSTRALIA	5:43.4
4.	M. WALLACE,	CANADA	6:02.8
	H. FINKJEL,	NORWAY	DNF

## 1500 METRES : Finals

## Class 3B (65-69)

1.	N. BRIGHT,	U.S.A.	4:59.8
2.	M. JENKINSON,	AUSTRALIA	5:13.0
3.	S. MADDEN,	U.S.A.	5:39.8
4.	R. BREDEBECK,	U.S.A.	5:41.0
5.	E.A. SEARS,	ENGLAND	6:28.2
6.	J.P. SPEER,	U.S.A.	9:12.8

## 1500 METRES : Finals

## Class 4 (over 70)

1.	H. CHAPSON,	U.S.A.	5:35.5
2.	a. WISEMAN,	ENGLAND	6:31.0
3.	H.F. ANDERSON,	U.S.A.	6:33.2
4.	P. HOBE,	U.S.A.	6:57.0
5.	P. SPANGLER,	U.S.A.	7:24.3
	W. BAKER,	ENGLAND	DNF

## 1500 METRES : Finals

## Class OW (Women 30-39)

1.	S. KIEFFER,	U.S.A.	4:43.2
2.	S. BUCHANAN,	U.S.A.	4:46.0
3.	K. MAHER,	U.S.A.	5:04.8
4.	R. O'NEILL,	U.S.A.	5:18.1
5.	D. MARQUEZ,	U.S.A.	5:18.1
6.	R. WIDMANN,	U.S.A.	5:28.2
7.	L. FORSYTH,	CANADA	5:34.2
8.	J. GERVAIS,	U.S.A.	5:50.0
9.	G. CARUSO,	CANADA	6:42.0

## 1500 METRES : Finals

## Class 1W (Women 40-49)

1.	M. KLOPFER,	U.S.A.	5:05.7
2.	H. RIDER,	ENGLAND	5:08.1
3.	M. CZARAPATA,	U.S.A.	5:09.4
4.	D. STOCK,	U.S.A.	5:19.1
5.	C. O'CONNOR,	U.S.A.	5:56.5
6.	B. FITZPATRICK,	CANADA	6:10.0
7.	T. LALONDE,	CANADA	6:15.0
8.	J. KNAEDEN-VANDERBERGH,	B.	6:31.0
9.	B. BARNES,	U.S.A.	6:33.0
10.	C.J. THOMAS,	U.S.A.	7:14.0
11.	J. POTVIN,	CANADA	7:33.0
12.	N. HARGER,	U.S.A.	7:48.0
13.	L. CATTELL,	U.S.A.	7:51.0

## 1500 METRES : Finals

## Class 2W (Women 50 &amp; Over)

1.	A. McKENZIE,	S. AFRICA	5:07.3
2.	G. MUELLER,	GERMANY	6:40.0
3.	E. YEOMANS,	CANADA	6:53.0
4.	A. FRANTHAM,	U.S.A.	6:59.0
5.	B. HICKS,	U.S.A.	7:21.0
6.	M. FAIRBANK,	U.S.A.	7:44.0

## 1500 METRES : Heats

## Class O (30-39)

Heat 1.			
1.	J.D. IRONS,	CANADA	4:11.6
2.	R.G. DANIELL,	CANADA	4:13.4
3.	J.C. LOMBARDI,	U.S.A.	4:18.4
4.	B. MAXWELL,	U.S.A.	4:21.8
5.	F. WASNER,	U.S.A.	4:23.3
6.	A. MALMGREN,	SWEDEN	4:32.6
7.	M. GAVIN,	CANADA	4:42.0
8.	J. HOWE,	CANADA	4:45.0
9.	E. CRANGLE,	CANADA	4:46.0
10.	P. SPANGLER,	U.S.A.	4:52.0
11.	M.D. CRUCEFIX,	CANADA	4:55.0
12.	A. BOYAJIAN,	U.S.A.	5:07.0

## 1500 METRES : Heats (continued)

## Class O (30-39)

## Heat 2.

1. W.E. STEWART, U.S.A.	4:06.5	8. B. ARNOLD, CANADA	4:19.0
2. T.F. ROBINSON, U.S.A.	4:12.4	9. G. MIDGLEY, CANADA	4:23.0
3. V.E. GODFREY, U.S.A.	4:14.7	10. R. RODGERS, U.S.A.	4:24.0
4. F. BEST, U.S.A.	4:15.0	11. L. SAMUELSON, SWEDEN	4:37.0
5. I. STOCKWELL, N. ZEALAND	4:16.0	12. D. CROWLEY, U.S.A.	4:38.0
6. B. KELLER, U.S.A.	4:17.0	13. P. JAMES, U.S.A.	5:04.0
7. S. GUNNARSSON, SWEDEN	4:18.0		

## 1500 METRES : Finals

## Class O (30-39)

1. W. STEWART, U.S.A.	3:58.9	6. F. WASNER, U.S.A.	4:16.3
2. T. ROBINSON, U.S.A.	4:05.0	7. V. GODFREY, U.S.A.	4:18.0
3. R. DANIELL, CANADA	4:07.1	8. F. BEST, U.S.A.	4:21.0
4. J. LOMBARDI, U.S.A.	4:10.9	9. I. STOCKWELL, N. ZEALAND	4:22.0
5. B. MAXWELL, U.S.A.	4:13.9		

## 3000 METRES : Finals

## Class 1A (40-44)

1. A. THOMAS, AUSTRALIA	8:26.8	(COR) 23. Dr. W. McCONNELL, U.S.A.	10:04.6
2. J. MacDONALD, N. ZEALAND	8:42.4	24. W. ARMSTRONG, CANADA	10:19.4
3. D. WORLING, AUSTRALIA	8:45.6	25. A. VANCE, CANADA	10:21.0
4. A. IDA, GERMANY	8:50.6	26. R. ARCHIBALD, U.S.A.	10:24.0
5. G. BROWN, ENGLAND	8:52.8	27. A. RAPPICH, CANADA	10:31.0
6. B. PARKES, ENGLAND	8:57.6	28. E. JOHNSTON, N. IRELAND	10:34.0
7. J. OLIVER, ENGLAND	9:01.4	29. W. McCABE, AUSTRALIA	10:35.0
8. F. PFLAGING, U.S.A.	9:03.4	30. D. FRENCH, ENGLAND	10:38.0
9. B. ALLEN, CANADA	9:04.0	31. G. NELSON, U.S.A.	10:42.0
10. P. DOHERTY, U.S.A.	9:07.0	32. S. HILDERBRAND, CANADA	10:46.0
11. R. WALLINGFORD, CANADA	9:12.0	33. K. MOORE, U.S.A.	10:53.0
12. G. BJORKLAND, SWEDEN	9:16.2	34. G. WELLS, CANADA	11:01.0
13. J. DOYLE, CANADA	9:18.0	35. W. MYRTETUS, U.S.A.	11:05.0
14. A. GIBLIN, CANADA	9:23.0	36. R. LUNAN, CANADA	11:16.0
15. T. FORT, U.S.A.	9:28.0	37. J. HELD, U.S.A.	11:21.0
16. J. WELDY, U.S.A.	9:29.5	38. T. GREEN, CANADA	11:29.0
17. L. FUSELIER, U.S.A.	9:37.0	39. C. BULL, CANADA	11:35.0
18. D.J. HUNT, ENGLAND	9:39.0	40. E. PHILLIPS, U.S.A.	11:37.0
19. H. FALKENSTEIN, U.S.A.	9:49.8	41. P. DOHRENDORF, CANADA	11:41.0
20. J.G. GREEN, ENGLAND	9:53.4	42. M. SERGEANT, CANADA	11:49.0
21. M. UHER, U.S.A.	9:55.8	43. G. McCOMB, CANADA	12:14.0
22. R. O'BRIEN, N. ZEALAND	9:58.0		

## 3000 METRES : Finals

## Class 1B (45-49)

1. A. HUGHES, ENGLAND	9:11.8	14. J.H. NOBLE, U.S.A.	10:45.8
2. D.A. BEATTY, CANADA	9:22.0	15. J. MASIL, CANADA	10:49.0
3. D. COLTON, U.S.A.	9:24.4	16. L. LYNCH, IRELAND	10:58.2
4. F.J. THOMAS, U.S.A.	9:54.0	17. R.L. DOWLING, CANADA	11:16.4
5. J. REID, CANADA	10:03.0	18. D. ZINMAN, U.S.A.	11:21.2
6. N. SKELTON, N. IRELAND	10:03.0	19. A. McKINLAY, U.S.A.	11:21.4
7. B. CAMERON, CANADA	10:06.8	20. R.E. CARTWRIGHT, AUSTRALIA	11:49.6
8. K. BRAY, ENGLAND	10:07.2	21. C.W. McDOWELL, ENGLAND	11:53.6
9. W.R. LISTER, U.S.A.	10:16.6	22. E.L. WILDINS, CANADA	12:21.0
10. P.H. KLOPPER, U.S.A.	10:23.0	23. P.E. BELLIVEAU, CANADA	12:31.8

## 3000 METRES : Finals (continued)

## Class 1B (45-49)

11. R.L. ANSPACH, U.S.A.	10:25.6	24. L. TRETZIAK, CANADA	13:25.0
12. A. SEMPLE, AUSTRALIA	10:40.6	25. A. CASTILLO, VENEZUELA	13:39.2
13. R. CZARAPATA, U.S.A.	10:45.2		

## 3000 METRES : Finals

## Class 2A (50-54)

1. T. ORR, AUSTRALIA	9:22.2	(COR) 17. A. PRINCE, U.S.A.	10:48.0
2. R. BOUTARD, FRANCE	9:33.8	18. F. WIKSTRON, SWEDEN	10:55.0
3. N.S. NEILSON, ENGLAND	9:41.4	19. F. HOULDEN, CANADA	10:57.0
4. M. HERNANDEZ, U.S.A.	9:44.6	20. A.A. BRYANT, U.S.A.	11:00.0
5. J. PENNINGTON, AUSTRALIA	9:56.4	21. K. RICHARDSON, CANADA	11:10.0
6. E. JOYNSON, ENGLAND	9:58.0	22. H. BOGEMER, SWEDEN	11:18.0
7. L. DREHER, U.S.A.	10:00.4	23. W. O'BRIEN, U.S.A.	11:21.0
8. R. GIL, U.S.A.	10:16.8	24. C.E. PETERS, U.S.A.	11:21.0
9. S. TOABE, U.S.A.	10:14.0	25. J.J. PARKS, CANADA	11:32.0
10. A. SWEENEY, CANADA	10:19.0	26. M. QSTER, CANADA	11:40.0
11. J.A. WATTS, CANADA	10:20.0	27. H. SIEWERT, GERMANY	11:42.0
12. H.N. PERRY, U.S.A.	10:31.0	28. C.J. EAGAN, CANADA	12:04.0
13. R. HERNANDEZ, VENEZUELA	10:32.0	29. G.M. HOLMES, CANADA	12:28.0
14. H. LAMPERT, S. AFRICA	10:33.0	30. S. DALNOKI, CANADA	12:29.0
15. G.S. BROWN, U.S.A.	10:37.0	31. G.E. PATTISON, CANADA	14:13.0
16. E.D. GASTON, U.S.A.	10:43.0		

## 3000 METRES : Finals

## Class 2B (55-59)

1. J. GILMOUR, AUSTRALIA	9:28.0	7. M. MINCHIN, SCOTLAND	12:16.0
2. B. HORMAN, U.S.A.	10:19.8	8. J.L. WARREN, U.S.A.	12:39.0
3. O. ELVLAND, SWEDEN	10:25.0	9. D. GEER, U.S.A.	12:43.0
4. A. TAYLOR, CANADA	10:47.0	10. T. BEATTIE, ENGLAND	12:51.0
5. D. STILES, CANADA	11:20.0	11. J.M. YOUNG, CANADA	14:41.0
6. A.L. RIDDER, GERMANY	11:22.0		

## 3000 METRES : Finals

## Class 3A (60-64)

1. F.G. ANDBERG, U.S.A.	10:46.9	(WR) 4. J. SILVEIRA, BRAZIL	11:24.0
2. R.M. ISMAN, TURKEY	10:51.8	5. J. MURRAY, CANADA	11:55.0
3. L.F. ROLLS, ENGLAND	11:24.0	6. M. WALLACE, CANADA	12:57.0

## 3000 METRES : Finals

## Class-3B- (65-69)

1. MH. JENKINSON, AUSTRALIA	10:52.0	6. R. WHITE, ENGLAND	14:21.0
2. N. BRIGET, U.S.A.	11:14.0	7. E.J. PEACOCK, ENGLAND	15:04.0
3. W. FREDERICK, U.S.A.	11:47.0	8. V.W. BUCHER, U.S.A.	16:47.0
4. G.A. JACOBS, U.S.A.	13:40.0	9. J.P. SPEER, U.S.A.	20:09.0
5. J.M. JAMIESON, N. ZEALAND	14:03.0		

## 5000 METRES : Finals

## Class 1A (40-44)

1. R. FOWLER, ENGLAND	14:52.0	(COR) 23. W. McCONNELL, U.S.A.	17:08.0
2. K. HARLAND, ENGLAND	15:06.0	24. R. COLDREN, U.S.A.	17:10.0
3. G. BROWN, ENGLAND	15:08.4	25. K. HALL, AUSTRALIA	17:11.0
4. J.K. MacDONALD, N. ZEALAND	15:14.6	26. V. FANDETTI, U.S.A.	17:12.0
5. H. HIGDON, U.S.A.	15:28.0	27. J. LANDSFELD, U.S.A.	17:24.0
6. M. BARRATT, ENGLAND	15:30.8	20. R. ARCHIBALD, U.S.A.	17:31.0
7. R. HATTON, U.S.A.	15:49.0	29. R. HELLMAN, SWEDEN	17:39.0

## 5000 METRES : Finals (continued)

## Class 1A (40-44)

8.	J. CLIVER,	ENGLAND	15:56.0	30.	L. CLARK,	U.S.A.	17:41.0
9.	M. MORRELL,	ENGLAND	16:00.0	31.	J. ISBELL,	U.S.F.	18:17.0
10.	G. MILLAR,	N. IRELAND	16:01.6	32.	T. BANKS,	CANADA	18:21.0
11.	B. ALLEN,	CANADA	16:09.0	33.	D. FRENCH,	ENGLAND	18:23.0
12.	J. HEYWOOD,	ENGLAND	16:13.8	34.	N. O'CONNOR,	U.S.A.	18:56.0
13.	L. EWSELIER,	U.S.A.	16:22.0	35.	B. WAKEFORD,	CANADA	19:18.0
14.	F. MONSEUR,	BELGIUM	16:23.0	36.	R. LUNAN,	CANADA	19:20.0
15.	P. DOHERTY,	U.S.A.	16:26.0	37.	D. NELSON,	U.S.A.	19:40.0
16.	G. MILNE,	CANADA	16:27.4	38.	W. MYRTETUS,	U.S.A.	19:44.0
17.	E. CONNOR,	U.S.A.	16:34.0	39.	G. GUZZO,	CANADA	20:08.0
18.	F. MOLLER,	SWEDEN	16:48.8	40.	A. PLOCK,	CANADA	20:44.0
19.	H. FALKENSTEIN,	U.S.A.	16:54.0	41.	J. SIEGEL,	U.S.A.	23:45.0
20.	W. THOMPSON,	N. IRELAND	16:55.0		J.D. MacDONALD,	N. ZEALAND	DNF
21.	D. PETERSON,	U.S.A.	16:56.0		A. IDA,	GERMANY	DNF
22.	M. UHER,	U.S.A.	17:03.0				

## 5000 METRES : Finals

## Class 1B (45-49)

1.	B. JERNHESTER,	SWEDEN	16:25.0	17.	E. MAIDMAN,	CANADA	18:45.0
2.	R. SMITH,	U.S.A.	16:41.8	18.	R. ATANCE,	CANADA	19:27.0
3.	D. COLTON,	U.S.A.	16:55.4	19.	M. BACON,	CANADA	19:41.0
4.	B. FRIES,	U.S.A.	17:11.8	20.	E. McAVOY,	N. IRELAND	19:48.0
5.	S. HAMILTON,	U.S.A.	17:16.8	21.	L. BAGLEY,	U.S.A.	20:07.0
6.	J. FORSCHEE,	U.S.A.	17:22.6	22.	A. McKINLAY,	U.S.A.	20:12.0
7.	A. SAPIENZA,	U.S.A.	17:26.0	23.	G. SATTERLY,	U.S.A.	20:22.0
8.	G. DOWNER,	CANADA	17:27.0	24.	R. HUFFMAN,	U.S.A.	20:58.0
9.	C. FIELDS,	GUYANA	17:39.0	25.	J. RAYMER,	CANADA	21:03.0
10.	E. STOCK,	U.S.A.	17:45.0	26.	C. McDOWELL,	ENGLAND	21:09.0
11.	J. PAGET,	ENGLAND	17:48.0	27.	W. McKINNEY,	U.S.A.	21:15.0
12.	B. CAMERON,	CANADA	17:49.0	28.	J. SMYLTIE,	CANADA	21:21.0
13.	F. KLOPPER,	U.S.A.	17:54.0	29.	A. GOODWIN,	ENGLAND	21:42.0
14.	W. LISTER,	U.S.A.	18:01.0	30.	G. BEYER,	CANADA	22:58.0
15.	C. WHITING,	U.S.A.	18:14.0		E. WILKINS,	CANADA	DNF
16.	A. SEMPLE,	AUSTRALIA	18:35.0				

## 5000 METRES : Finals

## Class 2A (50-54)

1.	T. ORR,	AUSTRALIA	16:41.0 (COR)	17.	J. HOULDEN,	CANADA	19:06.0
2.	J. O'NEIL,	U.S.A.	16:50.8	18.	A. HOSSACK,	U.S.A.	19:12.0
3.	J.W. BROWN,	ENGLAND	16:59.0	19.	J.A. WATTS,	CANADA	19:15.0
4.	J. KYSTAD,	NORWAY	17:10.4	20.	A. PRINCE,	U.S.A.	20:04.0
5.	M. HERNANDEZ,	U.S.A.	17:28.8	21.	A. LUNDSTROM,	SWEDEN	20:16.0
6.	S. OLSSON,	SWEDEN	17:31.0	22.	W. O'BRIEN,	U.S.A.	20:21.0
7.	L. DREHER,	U.S.A.	17:38.2	23.	A. SINCLAIR,	CANADA	20:27.0
8.	J. KENNEDY,	N. IRELAND	17:45.0	24.	A. PHILLIPS,	U.S.A.	20:58.0
9.	S. TOABE,	U.S.A.	17:51.0	25.	J.W. GRAY,	U.S.A.	21:11.0
10.	R.C. BROWN,	N. ZEALAND	17:52.0	26.	F. BONECKER,	AUSTRALIA	21:20.0
11.	R. GIL,	U.S.A.	18:05.0	27.	D. WIWNSON,	CANADA	21:41.0
12.	A. MERPETT,	AUSTRALIA	18:08.0	28.	S. DALMOKI,	CANADA	21:58.0
13.	P. DRAHOMIR,	AUSTRALIA	18:16.0	29.	R. HERNANDEZ,	VENEZUELA	22:23.2
14.	T. WALNUT,	U.S.A.	18:24.0	30.	V. VERDU,	VENEZUELA	24:04.0
15.	M. HARTE,	IRELAND	18:41.0	31.	A.B. WILSON,	CANADA	24:10.0
16.	H. LAMPERT,	S.AFRICA	19:03.0	32.	A. PARSONS,	ENGLAND	26:22.6

PHOTOGRAPHS BY JOE HEIM : SPORT ONTARIO NEWS

## 5000Metres (CONT'D)

## CLASS 2B (55-59)

1.	J. GILMOUR,	AUSTRALIA	17:02.0	9.	J. FOSTER,	U.S.A.	20:59.0
2.	B. HORMAN,	U.S.A.	17:46.4	10.	J. STOKES,	CANADA	21:53.0
3.	G. SCUTTS,	ENGLAND	17:54.4	11.	G. COLLINS,	CANADA	22:19.0
4.	E. PRESTON,	U.S.A.	18:06.2	12.	J. BOURNE,	CANADA	22:36.0
5.	S. RICHARDSON,	U.S.A.	18:36.2	13.	A. COVE,	ENGLAND	24:03.0
6.	R. LONG,	U.S.A.	19:13.4		R. ROLLASON,	CANADA	Incomplete
7.	N. ASHCROFT	ENGLAND	19:31.0		A. TAYLOR,	CANADA	Incomplete
8.	A. RIDDER	GERMANY	20:12.0				
CLASS 3A (60-64)							
1.	R. MCMINNIS,	ENGLAND	18:26.4	6.	J. YOUNG,	CANADA	22:17.2
2.	J. SILVEIRA,	BRAZIL	19:42.6	7.	H. FREDERIKSSON,	SWEDEN	22:23.4
3.	E. WALLACE,	ENGLAND	20:01.0	8.	J. ZENTMYER,	U.S.A.	22:58.4
4.	R. BOAL,	U.S.A.	20:04.0	9.	B. SANDERS,	U.S.A.	27:36.4
5.	H. SAWIZKY,	U.S.A.	21:42.4	10.	T. SHIMOJOYO,	JAPAN	30:20.4

## CLASS 3B (65-69)

1.	T. JENSEN,	SWEDEN	19:04.2	7.	C. BENDIG,	ENGLAND	23:30.4
2.	E. NORDIN,	SWEDEN	20:05.0	8.	M. AFTERGUT,	U.S.A.	24:38.2
3.	S. HESKETH,	AUSTRALIA	20:44.0	9.	P. CARMICHAEL,	U.S.A.	26:23.6
4.	A. GREEN,	CANADA	21:45.0		E. HARRISON,	CANADA	Incomplete
5.	N. TAMANAHA,	U.S.A.	22:15.0		D. BRODIE,	SCOTLAND	Incomplete
6.	E. ESTLE,	U.S.A.	22:19.0		O. ESSIG,	U.S.A.	Incomplete

## CLASS 4 (70 &amp; Over)

1.	R. BARLOW,	AUSTRALIA (COR)	21:06.4	3.	B. WISEMAN,	ENGLAND	24:33.4
2.	R. WHITE,	ENGLAND	24:22.8		P. HOBE,	U.S.A.	Incomplete

## CLASS 0W (30-39)

1.	S. BUCHANAN,	U.S.A.	18:48.4	4.	L. FORSYTH,	CANADA	21:12.8
2.	R.O' NEIL,	U.S.A.	20:24.0	5.	R. WIDMANN,	U.S.A.	21:25.6
3.	D. MARQUEZ,	U.S.A.	20:52.8	6.	J.A. COKER,	ENGLAND	24:09.2

## CLASS 1W (40-49)

1.	D. STOCK,	U.S.A.	19:26.4	9.	M. ANDERSON,	SWEDEN	23:23.4
2.	T. d'ELIA,	U.S.A.	19:26.8	10.	T. KOMAC,	CANADA	23:27.2
3.	M. KLOPPER,	U.S.A.	19:27.6	11.	A. GALATA,	CANADA	23:59.2
4.	H. RIDER,	ENGLAND	20:04.0	12.	B. FITZPATRICK,	CANADA	24:37.0
5.	M. CZARAPATA,	U.S.A.	20:29.4	13.	S. BARNETT,	CANADA	25:41.0
6.	F. CONLEY,	U.S.A.	20:57.0	14.	J. POTVIN,	CANADA	28:10.0
7.	C.O' CONNER,	U.S.A.	22:16.0		T. LALONDE,	CANADA	Incomplete
8.	C. SMITH,	U.S.A.	23:11.2				

## CLASS 2W (50 &amp; Over)

1.	A. MCKENZIE,	S.AFRICA	19:33.4	4.	N. WEDEMO,	SWEDEN	26:14.4
2.	E. ERIKSSON,	SWEDEN	24:02.6		E. YEOMANS,	U.S.A.	Incomplete
3.	G. MUELLER,	GERMANY	25:07.0				

\*\*\*\*\*

\*\*\*\*\*

## 10,000 METRES: FINALS.

## CLASS 1A (40-44)

1.	R. FOWLER,	ENGLAND	31:19.6 (COR)
2.	J.K. MACDONALD,	N. ZEALAND	31:49.6
3.	M.L. BARRATT,	ENGLAND	31:56.0
4.	K.A.W. HARLAND,	ENGLAND	32:11.0
5.	P. NOREEN,	U.S.A.	32:51.8

Records denoted herein thus:  
 WR - World Record (Masters)  
 COR - Canadian Open Record (Masters)  
 CNR - Canadian Native Record (Masters)



110M HURDLES HEATS.

CLASS 1A (40-44) First two to qualify for final.

Heat 1. (Wind: plus 4.3m/s)

1.	D.JACKSON,	U.S.A.	15.8	3.	J.L. SMITH,	AUSTRALIA	20.2
2.	R.T.FITZHUGH,	U.S.A.	18.6				

Heat 2. (Wind: plus 4.0m/s)

1.	L.MARIEN,	BELGIUM	15.0	3.	J.MCGRATH,	AUSTRALIA	18.8
2.	G.C.SHAFTO,	ENGLAND	16.4	4.	J.E.DAY,	ENGLAND	19.9

Heat 3. (Wind: plus 2.4m/s)

1.	B.LAWSON,	U.S.A.	16.0	2.	J.J.PHILLIPS,	ENGLAND	18.2
----	-----------	--------	------	----	---------------	---------	------

Heat 4. (Wind: plus 1.5m/s)

1.	L.SCHAEFER,	AUSTRALIA	17.3	3.	P.E.FIELD,	ENGLAND	19.9
2.	P.J.CANAU,	FRANCE	19.7				

110M HURDLES - FINALS.

Class 1A (40-44) (Wind: plus 1.3 m/s)

1.	L.MARIEN,	BELGIUM	14.7(COR)	5.	J.J.PHILLIPS,	ENGLAND	18.1
2.	D.JACKSON,	U.S.A.	15.8	6.	P.J.CANAU,	FRANCE	18.2
3.	L.SCHAEFER,	AUSTRALIA	16.6	7.	R.T.FITZHUGH,	U.S.A.	18.2
4.	G.C.SHAFTO,	ENGLAND	17.3				

CLASS 1B (45-49) (Wind: plus 1.4 m/s)

1.	J.GREENWOOD,	U.S.A.	15.6	4.	D.BRODIE,	AUSTRALIA	19.4
2.	J.WALLACE,	U.C.A.	17.8	5.	H.COLEN,	U.S.A.	23.8
3.	I.STEEDMAN,	SCOTLAND	19.2	6.	F.KLASSEN,	CANADA	24.5

110M HURDLES HEATS.

Class 2A (50-54) First four to qualify for final.

1.	G.BARTLETT,	AUSTRALIA	17.5	4.	T.D.CLAYTON,	U.S.A.	20.7
2.	N.M.GOFF,	AUSTRALIA	18.3	5.	R.DAVENPORT,	ENGLAND	26.2
3.	W.C.BUSCHMAN,	U.S.A.	19.7				

Heat 2. (Wind: plus 3.2 m/s)

1.	A.FINDELI,	FRANCE	16.9	4.	H.C.HUNTER,	U.S.A.	21.2
2.	W.A.AMBROSE,	U.S.A.	19.3	5.	H.LUND,	NORWAY	21.8
3.	J.HUTCHINSON,	U.S.A.	20.0	6.	P.DALWOOD,	AUSTRALIA	No time

110M HURDLES - FINALS.

Class 2A (50-54) (Wind: plus 0.6 m/s)

1.	A.FINDELI,	FRANCE	15.9(WR)	5.	H.C.HUNTER,	U.S.A.	19.4
2.	G.BARTLETT,	AUSTRALIA	18.2	6.	J.HUTCHINSON,	U.S.A.	20.1
3.	N.M.GOFF,	AUSTRALIA	18.7	7.	W.C.BUSCHMAN,	U.S.A.	20.4
4.	W.A.AMBROSE,	U.S.A.	19.4	8.	T.D.CLAYTON,	C.S.A.	20.4

Class 2B (55-59) (Wind: plus 0.8 m/s)

1.	B.GIST,	U.S.A.	18.9	4.	A.HATTELAND,	NORWAY	21.1
2.	A.GUIDETT,	U.S.A.	19.2	5.	A.LAMPARD,	AUSTRALIA	23.1
3.	E.REINER,	U.S.A.	19.4				

110M HURDLES HEATS.

CLASS 3A (60-64) First four in each heat to qualify for final.

Heat 1. (Wind: plus 1.4 m/s)

1.	G.BRACELAND,	U.S.A.	20.3	3.	C.NEFF,	U.S.A.	21.2
2.	O.NICHOLS,	U.S.A.	20.7	4.	I.HUME,	CANADA	22.4

Heat 2. (Wind: plus 3.6 m/s)

1.	C.H.HILLS,	U.S.A.	20.5	4.	H.SCHNEIDER,	GERMANY	21.7
2.	CDR.B.W.DEACON,	U.S.A.	20.6	5.	J.YOUNG,	CANADA	22.2(CNR)
3.	T.HATLEN,	U.S.A.	21.4				

110M HURDLES - FINALS.

Class 3A (60-64) (Wind: plus 1.2 m/s)

1.	G.BRACELAND,	U.S.A.	20.2	4.	H.SCHNEIDER,	GERMANY	21.0
2.	O.NICHOLS,	U.S.A.	20.7	5.	C.NEFF,	U.S.A.	21.2
3.	C.H.HILLS,	U.S.A.	20.9	6.	T.HATLEN,	U.S.A.	21.4

CLASS 3B (65-69) (Wind: plus 0.7 m/s)

1.	R.L.LACEY,	U.S.A.	23.0	3.	A.BROSZ,	CANADA	27.8
2.	R.F.MACCONAGHY,	U.S.A.	24.3				

\*\*\*\*\*

400M HURDLES - FINALS.

CLASS 1A (40-44)

1.	G.SHAFTO,	ENGLAND	60.0	6.	A.ALLEN,	U.S.A.	1:02.7
2.	M.BURGER,	S.AFRICA	60.3	7.	P.E.FIELD,	ENGLAND	1:03.7
3.	K.WHITAKER,	ENGLAND	1:01.5	8.	R.FITZHUGH,	U.S.A.	1:06.5
4.	V.PARISH,	U.S.A.	1:01.7	9.	M.CAPSWELL,	ENGLAND	1:09.9
5.	A.SHEAHEN,	U.S.A.	1:01.7				

CLASS 1B (45-49)

1.	J.GREENWOOD,	U.S.A.	57.8(COR)	5.	E.SHIRLEY,	ENGLAND	1:09.1
2.	J.WALLACE,	U.S.A.	1:03.1	6.	D.DEAN SMITH,	U.S.A.	1:09.3
3.	D.BRODIE,	AUSTRALIA	1:04.5	7.	I.STEEDMAN,	SCOTLAND	1:12.1
4.	R.WOSYLUS,	FRANCE	1:08.9	8.	F.KLASSEN,	CANADA	1:12.2

CLASS 2A (50-54)

1.	W.SHEPPARD,	AUSTRALIA	1:05.3(WR)	6.	W.AMBROSE,	U.S.A.	1:08.6
2.	A.FINDELI,	FRANCE	1:05.4	7.	R.ROEMER,	U.S.A.	1:09.8
3.	T.CLAYTON,	U.S.A.	1:05.5	8.	J.HUTCHINSON,	U.S.A.	1:11.4
4.	P.MUNN,	ENGLAND	1:07.4	9.	M.BUSCHMAN,	U.S.A.	1:16.7
5.	R.SPENCER,	U.S.A.	1:07.6				

CLASS 2B (55-59)

1.	A.GUIDET,	U.S.A.	1:07.9	3.	M.PICKL,	CANADA	1:18.2(CNR)
2.	E.REINER,	U.S.A.	1:14.0	4.	A.LAMPARD,	AUSTRALIA	1:29.2

CLASS 3A (60-64)


1.	G.BRACELAND,	U.S.A.	1:12.9	4.	A.SMITH,	AUSTRALIA	1:20.6
2.	CDR.B.DEACON,	U.S.A.	1:13.9	5.	J.YOUNG,	CANADA	1:20.7(CNR)
3.	C.H.HILLS,	U.S.A.	1:17.1	6.	J.DICK,	U.S.A.	1:30.8

CLASS 3B (65-69)

1.	R.LACEY,	U.S.A.	1:24.5	3.	A.BROSZ,	CANADA	2:04.7
2.	T.HINES,	ENGLAND	1:34.6				

\*\*\*\*\*







Sid Hesketh (Australia **3B**) barefoots it ahead of E. Wallace (England 3A) and E. Harrison (England **3B**) in the 10,000 Metres.




Roger Ruth (Canada **1B**) combines impressive height with style in the Long Jump.




V. Parish (USA) leads Dr. M. Brown (USA), Fred Smith (England), Gary Hunt (Canada) and Val Lunn (Rhodesia) in a 1A Semi Final of the 100 Metres.




M. D'Elia (USA) finds a welcome rest at the tape whilst Fred Bierlien (USA) and Blain Till (Canada) still battle it out in the 3B 200 Metres.



E. Nordin (Sweden 3B), Jim Young (Canada 3A), E. Wallace (England 3A) and E. Harrison (England 3B).



Roy Cowell (Canada 1A) takes a well earned rest after a gruelling 400 Metres.



Theo Orr (Australia 2A) poised behind J. O'Neil (USA 2A). Theo won 4 Gold and 1 Silver medal to emerge a star in the Meet.




Andy Green (Canada) seems to like the going as he leads J. Duncan (USA) and H. Sawizky (USA) in Class 3A.



Bill Andberg (USA 3A) on his way to a new World Record for Class 3A 3,000 Metres at 10:46.9.





The Spirit of the Masters - Dave Wilkinson (Canada) offers encouragement to team mate Steve Dalnoki (Canada) in the Class 2A 5,000 Metres.



Jim Young (Canada) on his way to a new Class 3A Canadian Native record at 400 Metre Hurdles leading J.A. Dick (USA).



A bit wet but very determined, Bob Boal (USA) strives to a Class 3A Steeplechase Gold Medal.



.....but this looks easy to England's Colin Shafto 1A.



Kaare Eriksen (Norway) wins a tight 2A victory in a 400 Metre heat from T. Clayton (USA) and Jim Upham (USA) whilst Jack Rowe (almost hidden) sets a Canadian Native Record.



Len Rolls (England) goes along as easily as his name in a Class 3A event.




Ian Jamieson (Canada) looks great in this Class 1B 400 Metres with R. Wosylus (France) hanging on grimly.



John Pavelich (Canada) swinging the lead a bit in Class 1B Hammer Throw.




Dr. Keith Scott and Fred Smith, both of England, qualify for the 400 Metres 1A final ahead of W. Krebs (USA).




Reg Rollason (Canada) Class 3A 10,000 Metres.




A Canadian showdown in Class 2B, G. Collins leads J. Stokes.




This Class 2A 800 Metres heat shows the field jostling for spots. Right to left G. Cavill (Australia), A. Rollins (USA), Valdis Teteris (Canada), Wal Sheppard (Australia) winner of this heat, E. Ortlepp (South Africa), Kaare Eriksen (Norway), and Don Farquharson (Canada).




Alex Oakley (Canada) and Max Gould (Canada) in the 25 Km Walk. Both won in their division 1B and 2B respectively. Background shows 81 year old Fritz Schrieber (Sweden) number 3.



Harold Berberian (r), David Pain and Stan Herrmann (l) lead on the great 520 entry U.S.A. team at the Opening Ceremonies parade.



Ralph Lang, Doug Bennett and Max Bacon of Canada lead on the Opening Day Parade which, despite its unrehearsed nature, went beautifully.




Northern Ireland's Maeve Kyle flies home in a Women's Class 1 event.



Percy Duncan (Canada) who won two medals setting Canadian Native Records in Class 3A on both occasions.




A crowded scene as A. Hossack (USA), R. Brown (New Zealand), Mauro Hernandez and Len Dreher (both USA), Alan Merrett (Australia) and Tom Walnut (USA) look for a spot in the 2A 5,000 Metres.



Four of the world's fastest over 50 middle distance runners; Australia's Jack Pennington (795) and Theo Orr (793) lead Bill Fitzgerald (USA) and Robert Boutard (France). Fitzgerald's victory handed Orr his only defeat in five finals.




Thane Baker (USA) 325, seen here in the semi-final of the 1A 200 Metres, retained his unbeaten International Record in the 100 Metres but pulled up injured in the final of the 200 Metres. Here he is seen with Dr. K. Scott (England), H. Bruhner (Sweden), wearing USA colours to confuse us, and M. Hacker (South Africa).



Northern Ireland's Maeve Kyle flies home in a Women's Class 1 event.



Percy Duncan (Canada) who won two medals setting Canadian Native Records in Class 3A on both occasions.



A crowded scene as A. Hossack (USA), R. Brown (New Zealand), Mauro Hernandez and Len Dreher (both USA), Alan Merrett (Australia) and Tom Walnut (USA) look for a spot in the 2A 5,000 Metres.




Four of the world's fastest over 50 middle distance runners; Australia's Jack Pennington (795) and Theo Orr (793) lead Bill Fitzgerald (USA) and Robert Boutard (France). Fitzgerald's victory handed Orr his only defeat in five finals.




Thane Baker (USA) 325, seen here in the semi-final of the 1A 200 Metres, retained his unbeaten International Record in the 100 Metres but pulled up injured in the final of the 200 Metres. Here he is seen with Dr. K. Scott (England), H. Bruhner (Sweden), wearing USA colours to confuse us, and M. Hacker (South Africa).



Who said only the Masters had spirit? Susie Buchanan holds up team mate Toshiko D'Elija whilst Dorothy Stock lends a hand. All are from the USA.




Outstanding Ken Carmine (USA), whose versatility enabled him to win three Gold and two Silver Medals, whilst missing an event in which he holds a World Class 3B Record. A.J. Puglizevich (also USA) chases him home here.




**1B** Hammer Throw competitor T. Mullins of Australia.



..... and rival Bob Backus of USA.



N. Neilson (England) strives to lead Bill Fitzgerald (USA) who triumphed in this 1,500 Metre to set a Canadian Open Record in Class 2A. In the 800 Metres Fitzgerald set a World Record of **2:01.9**.




Only hard working official, John Mardall, looks serious as the crowd watch Martin Smee (Canada **1B**) gallop through this heat.


Vern Rockcastle (USA) 1158, Ed Halpin (USA) 1139, O. Elvland (Sweden), Bob Horman (USA) 1142, Viktor Peters (Canada) and an unidentified runner (hidden) pack tightly in the Class 2B 1,500 Metres which the Swede won in **4:48.9**.




Who said only the Masters had spirit? Susie Buchanan holds up team mate Toshiko D'Elia whilst Dorothy Stock lends a hand. All are from the USA.



Outstanding Ken Carnine (USA), whose versatility enabled him to win three Gold and two Silver Medals, whilst missing an event in which he holds a World Class 3B Record. A.J. Puglizevich (also USA) chases him home here.




1B Hammer Throw competitor T. Mullins of Australia.




N. Neilson (England) strives to lead Bill Fitzgerald (USA) who triumphed in this 1,500 Metre to set a Canadian Open Record in Class 2A. In the 800 Metres Fitzgerald set a World Record of 2:01.9.




..... and rival Bob Backus of USA.




Only hard working official, John Mardall, looks serious as the crowd watch Martin Smees (Canada 1B) gallop through this heat.



Vern Rockcastle (USA) 1158, Ed Halpin (USA) 1139, O. Eivland (Sweden), Bob Horman (USA) 1142, Viktor Peters (Canada) and an unidentified runner (hidden) pack tightly in the Class 2B 1,500 Metres which the Swede won in 4:48.9.




Ted Harwood (Canada 1B) like most Marathoners, thrilled with the race but is glad it's over.



David slays Goliath Hill. David Pain (USA 2A).




Roy Thorpe (England) Class 1A and overall winner of both 5 Km and 25 Km Walks.



Arthur Taylor (Canada) wins the Class 1B Cross Country race without an opponent in sight. Arthur also won the Silver Medal in the Marathon.






A thrilling finish in the Class 2B 1,500 Metres, Bob Horman (USA) finishes ahead of P. Emiel (Belgium).



A great competitor, Norman Bright (USA) en route to winning one of his three medals in Class 3B.



Dick Stolpe (USA) again, this time with George Puterbaugh (USA) in tow in the Class 2A 400 Metres.



.....whilst at 800 Metres Class 3B, E. Madden (USA) and Eddie Sean (England) battle it out.



George Gluppe (Canada) catches his breath after a hard 400 Metres in Class 1A. His companion; Manfred Garbisch (Germany), won both the 200 Metres and 400 Metres in Class 1A, the latter in a fine 50.7 seconds for a Canadian Open Record.



A quartet from the higher age brackets; R. "Chalky" White (England Class 4, 1415, flanked by E. Estle (USA) Class 3B, 1368 and C. Bendig (USA) Class 36, 1305, with Manuel Aftergut (USA) 36 close up.




For a change, Don Farquharson (Canada) is only into cold water this time, as he tries to catch N. Harano (Japan) in the Class 2A 3,000 Metres Steeplechase.



This kind of determination won 2 Class 2A Gold and 2 Silver Medals for Australian George Bartlett as he set 2 Canadian Open records in the process.



Plenty of action in the Women's 5,000 Metres as three age classes run together. At this point the field is led by Jean Coker (England OW) followed by T. D'Elia (USA 1W), Rosi O'Neil (USA OW), R. Widmann (USA OW), Ann McKenzie (South Africa 2W), Hazel Rider (England 1W), M. Czarapata (USA 1W), F. Conley and D. Marquez, both (USA OW), with Terry Lalonde (Canada 1W), Dorothy Stock (USA 1W) and Sheila Buchanan (USA OW) also in the picture. Buchanan, Stock and McKenzie emerged winners in Classes OW, 1W and 2W respectively.



Dick Stolpe (USA 2A) looks relaxed in a win over J. Tennant (Australia 2A) and J. Uiam (USA 2A). Dick won 3 Gold Medals and set 2 Canadian Open records.




L.G. "Dinger" Bell (England) at Class 1B Hammer Throw.




Don Stiles (Canada 2B) suffering a little.




Jose Silveira (Brazil) leads R. McMinnis (England) and H. Fredriksson (Sweden) in one of their two clashes at the Class 3A distance track events. McMinnis took the Gold and Silveira the Silver in both.



R. Brown (New Zealand 2A) suffers even more.




A. Else (England) leads J. Bourne (Canada) in Class 2B.



Merv Jenkinson (Australia) on his way to a 3,000 Metres victory in Class 3B.



D. Brodie (Australia) Class 1B



Eveline Saul (Canada 1W) blurs the crowd down the home stretch.

3000M STEEPLECHASE - FINAL.

Class 1A (40-44)

1.	H. HIGDON,	U.S.A.	9:18.6	(COR)	7.	R. CURTIS,	ENGLAND	10:30.0
2.	D. WORLING,	AUSTRALIA	9:22.4		8.	J. CONWAY,	CANADA	10:31.0
3.	J. D. MACDONALD,	N. ZEALAND	9:36.0		9.	W. MCCONNELL,	U.S.A.	10:37.0
4.	A. IDA,	GERMANY	9:38.6		10.	S. ALLEN,	ENGLAND	10:38.0
5.	J. SHETTLER,	U.S.A.	9:54.2		11.	W. SQUIRES,	U.S.A.	10:47.0
6.	M. MORRELL,	ENGLAND	9:54.4					

CLASS 1B (45-49)

1.	B. JERNHESTER,	SWEDEN	10:28.0		5.	J. NOBLE,	U.S.A.	11:38.0
2.	B. STOCK,	U.S.A.	10:50.0		6.	R. ANSPACH,	U.S.A.	11:41.0
3.	G. FIELDS,	GUYANA	10:57.0		7.	R. BLOIS,	ENGLAND	12:05.0
4.	F. THOMAS,	U.S.A.	10:58.0		8.	L. TRETZIAK,	CANADA	14:19.0

CLASS 2A (50-54)

1.	T. ORR,	AUSTRALIA	10:36.6	(COR)	4.	N. HARANO,	JAPAN	12:05.0
2.	J. KYSTAD,	NORWAY	11:20.4		5.	C. PETERS,	U.S.A.	12:39.0
3.	A. SWEENEY,	CANADA	11:47.4	(CNR)	6.	D. FARQUHARSON,	CANADA	13:24.0

CLASS 2B (55-59)

1.	O. ELVLAND,	SWEDEN	11:43.6		3.	R. LONG,	U.S.A.	12:21.4
2.	R. HORMAN,	U.S.A.	12:15.0		4.	P. EMIEL,	BELGIUM	12:57.0

CLASS 3A (60-64)

1.	R. S. BOAL,	U.S.A.	12:33.6		3.	F. GOODNOW,	U.S.A.	15:33.0
2.	R. M. MACTARNAHAN,	U.S.A.	13:30.0			E. GAMBLE,	AUSTRALIA	Incomplete

CLASS 3B (65-69)

1.	N. BRIGHT,	U.S.A.	12:24.8	(COR)	3.	V. BUCHER,	U.S.A.	19:18.0
2.	P. CARMICHAEL,	U.S.A.	17:07.0					

\*\*\*\*\*

NATIONAL RELAY.

4x400M Open

1.	K. SCOTT )	G. BRITAIN	3:30.0	(WR & COR)	3.	B. HUNT )	CANADA	3:40.9
	W. MORGAN )					E. WHITLOCK )		(CNR)
	F. SMITH )					COWELL )		
	G. LEROY )					G. GLUPPE )		
2.	D. CHEEK, )	U.S.A.	3:31.0					
	L. MEANS )							
	J. GREENWOOD )							
	T. BABER )							

\*\*\*\*\*

Records denoted herein thus:  
 WR - World Record (Masters)  
 COR - Canadian Open Record (Plasters)  
 CNR - Canadian Native Record (Masters)

## HIGH JUMP.

## Class 1A (40-44)

1. S.PETERSSON, SWEDEN	lm95	6'4.75" <sup>(COR)</sup>	7. R.FITZHUGH, U.S.A.	lm55	5'1"
2. W.BLEIER, GERMANY	lm70	5'7"	8. J.DAHLBOM, SWEDEN	lm55	5'1"
3. P.MULKEY, U.S.A.	lm70	5'7"	9. C.PAYNE, ENGLAND	lm55	5'1"
4. D.ROSE, U.S.A.	lm65	5'5"	10. J.PHILLIPS, ENGLAND	lm55	5'1"
5. W.HUTCHINS, U.S.A.	lm65	5'5"	10. SCHWANKNER, GERMANY	lm55	5'1"
6. B.LAWSON, U.S.A.	lm60	5'3"	12. T.OJALA, CANADA	lm50	4'11"

## CLASS 1B (45-49)

1. E.AUSTIN, U.S.A.	lm65	5'5"	8. D.DONNELLY, U.S.A.	lm45	4'9"
2. G.GUSTAVSSON, SWEDEN	lm60	5'3"	9. H.WAGEMAKER, U.S.A.	lm45	4'9"
3. C.V.GUARDIA, VENEZUELA	lm60	5'3"	10. H.MATHSON, SWEDEN	lm45	4'9"
4. F.KLASSEN, CANADA	lm55	5'1"	11. F.SCHULTE, CANADA	lm40	4'7.25"
5. V.CASSIS, CANADA	lm50	4'11"	12. S.EGERTON, CANADA	lm40	4'7.25"
6. J.WALLACE, U.S.A.	lm50	4'11"	G.GILMOUR, CANADA	NO HEIGHT	
7. J.DONLEY, U.S.A.	lm50	4'11"			

## CLASS 2A (50-54)

1. G.A.BARTLETT, AUSTRALIA	lm58	5'2.25" <sup>(COR)</sup>	7. P.DALWOOD, AUSTRALIA	lm45	4'9.0"
2. F.SIMMONS, U.S.A.	lm58	5'2.25"	8. J.ROWE, CANADA	lm45	4'9.0" <sup>(CNR)</sup>
3. G.DAMITIO, FRANCE	lm55	5'1.0"	9. W.GEORG, GERMANY	lm40	4'7.25"
4. A.SCHMIDT, GERMANY	lm50	4'11.0"	9. E.LUKENS, U.S.A.	lm40	4'7.25"
5. D.BROWN, U.S.A.	lm50	4'11.0"	11. W.O'BRIEN, U.S.A.	lm35	4'5.25"
6. H.LUND, NORWAY	lm45	4'9.0"	12. R.PETERS, U.S.A.	lm35	4'5.25"

## CLASS 2B (55-59)

1. B.GIST, U.S.A.	lm58	5'2.25"	4. J.VERNON, U.S.A.	lm40	4'7.25"
2. O.GILLET, U.S.A.	lm54	5'0.75"	5. G.VALONGO, ENGLAND	lm30	4'3.25"
3. A.HATTELAND, NORWAY	lm45	4'9.0"	6. N.HEARD, U.S.A.	lm25	4'1.25"

## CLASS 3A (60-64)

1. I.HUME, CANADA	lm45	4'9.0" <sup>(COR/CNR)</sup>	6. T.HATLEN, U.S.A.	lm25	4'1.25"
2. J.DAMSKI, U.S.A.	lm40	4'7.25"	6. J.A.DICK, U.S.A.	lm25	4'1.25"
3. T.MIYATA, JAPAN	lm35	4'5.25"	9. R.S.BOAL, U.S.A.	lm20	3'11.25"
4. G.BRACELAND, U.S.A.	lm35	4'5.25"	10. H.YEOMANS, CANADA	lm20	3'11.25"
5. J.YOUNG, CANADA	lm30	4'3.25"	11. L.SHERMAN, U.S.A.	NO HEIGHT	
6. O.NICHOLS, U.S.A.	lm25	4'1.25"			

## CLASS 3B (65-69)

1. A.REISER, GERMANY	lm30	4'3.25"	4. W.C.WARD, U.S.A.	lm20	3'11.25"
2. F.BIERLEIN, U.S.A.	lm25	4'1.25"	6. W.WESBROOK, U.S.A.	lm15	3'9.25"
3. R.LACEY, U.S.A.	lm20	3'11.25"	7. W.FREDERICK, U.S.A.	lm15	3'9.25"
4. W.DUNHAM, ENGLAND	lm20	3'11.25"	8. W.MCFADDEN, U.S.A.	lm05	3'5.25"

## POLE VAULT.

## Class 1A (40-44)

1. W.KOSTRICK, CANADA	4m42	14'6"	5. V.LUNN, RHODESIA	3m45	11'3.75"
2. P.MULKEY, U.S.A.	3m90	12'9.5"	6. J.MCGRATH, AUSTRALIA	3m15	10'4"
3. D.TORK, U.S.A.	3m90	12'9.5"	7. R.FITZHUGH, U.S.A.	3m15	10'4"
4. G.DUMAS, CANADA	3m75	12'3.75"			

J.DAY, England, D.DOUGLASS, U.S.A. and J.PROKOS, U.S.A. did not clear any height.

## CLASS 1B (45-49)

1. R.RUTH, CANADA	4.27	14'0"	4. H.WALLACE, U.S.A.	3m20	10'6"
2. J.DONLEY, U.S.A.	3m65	11'11.75"	4. B.JONSSON, SWEDEN	3m20	10'6"
3. S.EGERTON, CANADA	3m50	11'5.75"			

## POLE VAULT (CONT'D)

## Class 2A (50-54)

1. D.BROWN, U.S.A.	3m25	10'8.0"	1. J.VERNON, U.S.A.	3m40	11'2.0"
2. G.BARTLETT, AUSTRALIA	2m96	9'8.5"	2. O.GILLET, U.S.A.	3m10	10'2"
3. T.DEVAUGHN, U.S.A.	2m80	9'2.25"			
4. J.HUTCHINSON, U.S.A.	2m65	8'8.25"	Unofficial Competitor:		
4. H.GONNERMANN, CANADA	2m65	8'8.25" <sup>(CNR)</sup>	R.MORCOM, U.S.A.	4m00	13'1.5" <sup>(COR)</sup>

## CLASS 3A (60-64)

1. I.HUME, CANADA	2m80	9'2.25" <sup>(COR/CNR)</sup>	1. R.MACCONAGHY, U.S.A.	2m45	8'0.5"
2. G.BRACELAND, U.S.A.	2m45	8'0.5"	2. W.WESBROOK, U.S.A.	1m85	6'0.75"
3. C.HILLS, U.S.A.	2m30	7'6.5"	3. A.BROSZ, CANADA	1m55	5'1.0"

## LONG JUMP.

## CLASS 1A (40-44)

1. D.JACKSON, U.S.A.	6m37	20'10.75" <sup>(COR)</sup>	10. L.SCHAEFER, AUSTRALIA	5m40	17'8.5"
2. L.MARIEN, BELGIUM	6m13	20'1.25"	11. J.MCGRATH, AUSTRALIA	5m39	17'8.25"
3. P.PRESBER, U.S.A.	6m13	20'1.25"	12. L.WASHBURN, CANADA	5m31	17'5"
4. V.KOSTRICK, CANADA	6m05	19'10.25"	13. S.SCHWANKNER, GERMANY	5m00	16'5"
5. W.BLEIER, GERMANY	5m91	19'4.75"	14. D.HOWARTH, ENGLAND	4m77	15'7.75"
6. B.VAN HOUTEN, S.AFRICA	5m90	19'4.25"	15. K.BOONZAIER, U.S.A.	4m63	15'2.25"
7. J.LUYKX, HOLLAND	5m57	18'3.25"	16. B.LAWSON, U.S.A.	3m94	12'11.25"
8. W.A.CLARK, U.S.A.	5m57	18'3.25"	17. G.WELLS, CANADA	3m50	11'5.75"
9. R.FITZHUGH, U.S.A.	5m48	17'11.75"			

## CLASS 1B (45-49)

1. S.DAVISSON, U.S.A.	6m52	21'4.75" <sup>(COR)</sup>	9. H.MATHSON, SWEDEN	4m98	16'4"
2. V.GUARDIA, Venezuela	6m18	20'3.25"	10. D.DONNELLY, U.S.A.	4m87	15'11.75"
3. P.SCHLEGEL, U.S.A.	6m03	19'9.5"	11. J.H.RYAN, U.S.A.	4m78	15'8.25"
4. R.RUTH, CANADA	6m00	19'8.25"	12. R.WOSYLUS, FRANCE	4m76	15'7.5"
5. V.BARTL, SWEDEN	5m57	18'3.25"	13. H.COLEN, U.S.A.	4m63	15'2.25"
6. G.D.YONGE, U.S.A.	5m31	17'5"	14. F.KLASSEN, CANADA	4m60	15'1.25"
7. S.EGERTON, CANADA	5m20	17'0.75"	15. G.GILMOUR, CANADA	4m24	13'11"
8. A.KALIRAI, ENGLAND	5m05	16'6.75"			

## CLASS 2A (50-54)

1. R.MORCOM, U.S.A.	5m57	18'3.25" <sup>(COR)</sup>	10. E.LUKENS, U.S.A.	4m92	16'1.75"
2. N.GOFF, AUSTRALIA	5m21	17'1.25"	11. R.SPENCER, U.S.A.	4m90	16'1"
3. G.MARTLETT, AUSTRALIA	5m12	16'9.5"	12. D.BAREFORD, ENGLAND	4m84	15'10.5"
4. G.KUHNER, GERMANY	5m10	16'8.75"	13. N.BAUM, CANADA	4m71	15'5.5"
5. K.PAVASARS, CANADA	5m04	16'6.5" <sup>(CNR)</sup>	14. J.HUTCHINSON, U.S.A.	4m68	15'4.25"
6. F.SIMMONS, U.S.A.	5m01	16'2.25"	15. D.BROWN, U.S.A.	4m60	15'1.25"
7. H.WIECZOREK, GERMANY	4m99	16'2.5"	16. H.TRAFFORD, ENGLAND	4m60	15'1.25"
6. B.HERMANSON, SWEDEN	4m98	16'4.0"	17. R.ROEMER, U.S.A.	4m41	14'5.75"
9. A.SCHMIDT, GERMANY	4m93	16'2"	18. R.DAVENPORT, ENGLAND	3m39	11'1.5"

## CLASS 2B (55-59)

1. G.FARRELL, U.S.A.	4m98	16'4"	6. H.HUSENY, U.S.A.	4m54	14'10.75"
2. E.LUDWIG, GERMANY	4m90	16'1"	7. A.LAMPARD, AUSTRALIA	4m35	14'3.25"
3. B.MORALES, U.S.A.	4m86	15'11.25"	8. R.SORLEIN, U.S.A.	4m04	13'3"
4. B.GIST, U.S.A.	4m77	15'7.75"	9. H.BERBERIAN, U.S.A.	2m07	6'9.5"
5. A.HATTELAND, Norway	4m75	15'7"			

## CLASS 3A (60-64)

1. H.SCHNEIDER, GERMANY	4m89	16'0.5" <sup>(COR)</sup>	7. O.NICHOLS, U.S.A.	4m34	14'3.0"
2. A.LASCH, GERMANY	4m85	15'11.0"	8. P.FANNING, U.S.A.	3m96	13'0"
3. J.SATTI, U.S.A.	4m71	15'5.5"	9. H.MOODY, U.S.A.	3m79	12'5.25"
4. J.DAMSKI, U.S.A.	4m65	15'3.0"	10. F.ROER, NORWAY	3m73	12'3.0"
5. I.HUME, CANADA	4m62	15'2.0"	11. T.HATLEN, U.S.A.	3m58	11'9.0"
6. T.MIYATA, JAPAN	4m46	14'7.5"			

## LONG JUMP (CONT'D)

## Class 3B (65-69)

1. J. CARUSO, U.S.A.	3m93	12'10.75"	6. A. SUTHERLAND, ENGLAND	3m25	10'8"
2. A. REISER, GERMANY	3m89	12'9.25"	7. T. HINES, ENGLAND	3m20	10'6"
3. W. MCFADDEN, U.S.A.	3m72	12'2.5"	8. W. WESBROOK, U.S.A.	3m17	10'4.75"
4. W. WARD, U.S.A.	3m66	12'0"	9. G. SIMPSON, AUSTRALIA	3m09	10'1.75"
5. J. BERGE, NORWAY	3m44	11'3.5"	10. A. PUGLIZEVICH, U.S.A.	2m58	8'5.5"

## TRIPLE JUMP

## Class 1A (40-44)

1. D. JACKSON, U.S.A.	13m63	44'8.75" (COR)	7. P. CONLEY, U.S.A.	11m62	38'1.5"
2. A. ANDREWS, U.S.A.	13m49	44'3.25"	8. L. WASHBURN, CANADA	11m03	36'2.25"
3. B. VAN HOUTEN, S. AFRICA	1—81	42'0.25"	9. J. L. SMITH, AUSTRALIA	10m57	34'8.25"
4. J. PHILLIPS, ENGLAND	12m34	40'5.75"	10. J. DAY, ENGLAND	9m91	32'6.25"
5. L. SCHAEFER, AUSTRALIA	12m07	39'7.25"	11. R. TURNER, CANADA	9m49	31'1.75"
6. P. MULKEY, U.S.A.	12m00	39'4.5"	12. R. LOPEZ, VENEZUELA	9m21	30'2.5"

## CLASS 1B (45-49)

1. V. GUARDIA, Venezuela	12m76	41'10.5"	7. V. CASSIS, CANADA	10m65	34'11.25"
2. S. DAVISSON, U.S.A.	12m34	40'5.75"	8. R. HOCHREITER, AUSTRALIA	10m57	34'8.25"
3. R. RUTH, CANADA	12m13	39'9.5"	9. D. DONNELLY, U.S.A.	10m00	32'9.75"
4. V. BARTL, SWEDEN	11m83	38'9.75"	10. G. GILMOUR, CANADA	9m68	31'9.25"
5. P. SCHLEGEL, U.S.A.	11m00	36'1.0"	11. H. COLEN, U.S.A.	9m26	30'4.5"
6. B. FRIES, U.S.A.	10m93	35'10.25"			S. EGERTON, Canada No fair jump

## CLASS 2A (50-54)

1. G. BARTLETT, AUSTRALIA	11m00	36'1" (COR)	6. R. SPENCER, U.S.A.	9m92	32'6.5"
2. E. LUKENS, U.S.A.	10m93	35'10.25"	7. J. HUTCHINSON, U.S.A.	9m91	32'6.25"
3. K. PAVASARS, CANADA	10m35	33'11.5" (CNR)	8. H. TRAFFORD, ENGLAND	9m60	31'6"
4. H. WIECZOREK, GERMANY	10m14	33'3.25"	9. B. HERMANSON, SWEDEN	8m74	28'8"
5. G. KUHNER, GERMANY	10m03	32'11"			N. GOFF, AUSTRALIA No fair jump
					R. STOLPE, U.S.A. - passed preliminary jumps.

## CLASS 2B (55-59)

1. G. FARRELL, U.S.A.	10m79	35'4.75"	4. H. HUSENY, U.S.A.	9m88	32'5.0"
2. A. HATTELAND, NORWAY	10m18	33'4.75"	5. A. LAMPARD, AUSTRALIA	9m32	30'7.0"
3. N. BARTH, GERMANY	10m03	32'11.0"	6. M. PICKL, CANADA	8m94	29'4.0"

## CLASS 3A (60-64)

1. T. HUME, CANADA	10m45	34'3.5" (WR)	5. C. H. HILLS, U.S.A.	9m06	29'8.75"
2. J. DAMSKI, U.S.A.	10m13	33'2.75"	6. A. C. SMITH, AUSTRALIA	8m70	28'6.5"
3. T. MIYATA, JAPAN	9m87	32'4.5"	7. J. DICK, U.S.A.	8m66	28'5.0"
4. H. SCHNEIDER, GERMANY	9m72	31'10.75"	8. F. ROER, NORWAY	8m45	27'8.75"

## CLASS 3B (65-69)

1. J. CARUSO, U.S.A.	8m57	28'1.5"	3. W. WESBROOK, U.S.A.	7m10	23'3.5"
2. W. MCFADDEN, U.S.A.	8m52	27'11.5"			

## SHOT PUT (Weight 7.257 Kg)

## CLASS 1A (40-44)

1. E. MCCOMAS, U.S.A.	16m23	53'3.0" (COR)	8. I. SWINDALE, ENGLAND	12m49	40'11.75"
2. S. CLARK, ENGLAND	16m08	52'9.0"	9. A. SUNDIN, CANADA	11m86	38'11.0"
3. H. PUTCSH, AUSTRIA	15m84	51'11.75"	10. S. SCHWANKNER, GERMANY	10m63	34'10.5"
4. L. MILLS, N. ZEALAND	14m43	47'4.25"	11. G. WATERMAN, U.S.A.	11m52	37'9.5"
5. E. HELF, GERMANY	14m36	47'1.5"	12. L. T. OLSON, U.S.A.	12m28	40'3.5"
6. L. GUNDERSRUD, NORWAY	13m62	44'8.25"	13. R. BERTRAND, U.S.A.	11m61	38'1.0"
7. R. GUEST, CANADA	13m05	42'9.75"			

## SHOT PUT (CONT'D) (Weight 7.257 Kg)

## Class 1B (45-49)

1. J. PAVELICH, CANADA	12m53	41'1.25"	4. I. MANÇS, AUSTRALIA	10m86	35'7.5"
2. H. HAWKE, U.S.A.	11m80	38'8.5"	5. W. PURNELL, U.S.A.	7m79	25'6.75"
3. g. bergen, N. IRELAND	11m39	37'4.5"	6. E. GRIMM, U.S.A.	7m02	23'0.5"

## CLASS 2A (50-54) (Weight 5.443 Kg)

1. H. HOMBRECHER, GERMANY	17m56	57'7.25" (WR)	8. W. GEORG, GERMANY	12m36	40'6.75"
2. G. KER, U.S.A.	15m54	50'11.75"	9. H. LUND, NORWAY	11m10	36'5"
3. B. BANGERT, U.S.A.	15m03	49'11.25"	10. J. ULAM, U.S.A.	11m10	36'5"
4. A. PAVULINS, AUSTRALIA	14m82	48'7.5"	11. H. TRAFFORD, ENGLAND	10m96	35'11.5"
			12. H. WIECZOREK, GERMANY	10m66	34'11.75"
5. D. VANHEGAN, ENGLAND	13m43	44'0.75"	13. H. GONNERMANN, CANADA	10m65	24'11.25"
6. K. MOHLIN, SWEDEN	12m57	41'3"			WALMROTH, GERMANY 13m85 45'5.25"
7. B. MCINTYRE, U.S.A.	12m56	41'2.5"			

## CLASS 2B (55-59) (Weight 5.443 Kg)

1. N. HEARD, U.S.A.	13m59	44'7"	5. A. TILL, CANADA	11m60	38'0.75" (CNR)
2. T. MCDERMOTT, U.S.A.	13m25	43'5.75"	6. N. BARTH, GERMANY	11m34	37'2.5"
3. E. LUDWIG, GERMANY	12m89	42'3.5"	7. P. G. WILSON, TRINIDAD	8m64	28'4.25"
4. D. ALDRICH, U.S.A.	12m53	41'1.25"	8. H. BERBERIAN, U.S.A.	7m21	23'8"

## CLASS 3A (60-64) (Weight 5.443 Kg)

1. K. MAKSYMCIZYK, ENGLAND	11m96	39'3"	7. C. MCMAHON, U.S.A.	10'06	33'0"
2. H. SCHNEIDER, GERMANY	11m90	39'0.5"	8. A. VESCO, U.S.A.	9m74	31'11.5"
3. T. MONTGOMERY, U.S.A.	11m75	38'6.5"			P. PARTRIDGE, U.S.A. 9m25 30'4.25"
4. J. R. YORK, U.S.A.	11m25	36'11"			H. YEOMANS, CANADA 8m43 27'8"
5. J. FRASER, SCOTLAND	10m78	35'4.5"			G. KNOX, U.S.A. 6m35 20'10"
6. E. FADERMAN, GERMANY	10m76	35'3.75"			

## CLASS 3B (65-69) (Weight 5.443 Kg)

1. T. RESELL, NORWAY	10m14	33'3.25"	4. A. REISER, GERMANY	8m90	29'2.5"
2. K. LONITZ, GERMANY	9m86	32'4.25"	5. A. BROSZ, CANADA	7m25	23'9.5"
3. A. PUGLIZEVICH, U.S.A.	9m17	30'1"			

## CLASS 4 (70 and Over) (Weight 4 Kg)

1. F. POSLUSCHNI, GERMANY	1—15	41'0.5" (COR)	5. M. CULLEN, WALES	7m74	25'4.75"
2. S. HERRMANN, U.S.A.	11m32	37'1.75"	6. H. F. ANDERSON, U.S.A.	7m71	25'3.5"
3. K. NEUBERT, GERMANY	10m01	32'10"	7. A. WRIGHT, U.S.A.	7m23	23'8.75"
4. K. BOAS, U.S.A.	8m54	28'0.25"	8. A. WHITE, CANADA	6m62	21'8.75" (CNR)

## DISCUS THROW.

## CLASS 1A (40-44) (Weight 2 Kg)

1. E. R. MCCOMAS, U.S.A.	49m90	163'8" (COR)	8. L. OLSON, U.S.A.	39m02	128'0"
2. H. POTSCHE, AUSTRIA	48m14	157'11"	9. G. F. WATERMAN, U.S.A.	38.54	126'5"
3. E. HELF, GERMANY	46m26	151'9"	10. L. MILLS, N. ZEALAND	38m30	125'8"
4. L. GUNDERSRUD, NORWAY	42m52	139'6"	11. I. SWINDALE, ENGLAND	37m72	123'9"
5. A. PAYNE, ENGLAND	40m12	131'7"	12. L. WASHBURN, CANADA	36m20	118'9"
6. BERTRAND, U.S.A.	39m02	128'0"	13. A. SUNDIN, CANADA	3—88	107'10"
7. R. GUEST, CANADA	39m38	129'2"	14. J. E. TOVELL, CANADA	32m42	106'4"

Unofficial Competitor: C.R. PAYNE, ENGLAND 52m18 171'2" (1Kg Discus)

## CLASS 1B (45-49) (Weight 2 Kg)

1. S. DUPLISSIS, S. AFRICA	45m02	147'8"	5. I. MANÇS, AUSTRALIA	34m66	113'8"
2. J. PAVELICH, CANADA	42m26	138'8"	6. G. BERGIN, N. IRELAND	32m86	107'10"
3. H. HAWKE, U.S.A.	39m12	128'4"	7. W. PURNELL, U.S.A.	26m32	86'4"
4. L. G. BELL, ENGLAND	37m02	121'5"	8. E. GRIMM, U.S.A.	16m54	54'3"

## DISCUS THROW (CONT'D)

## CLASS 2A (50-54) (Weight 1.6 Kg)

1. K. JOUPEILA, FINLAND	51m62	169'4"	(COR)*	S. PATTERSON, U.S.A.	35m06	115'0"
2. H. HOMBRECHER, GERMANY	48m20	158'2"		7. H. LUND, NORWAY	34m74	114'0"
3. G. KER, U.S.A.	44m24	145'2"		8. A. ZAKIS, CANADA	34m70	113'10"
4. B. BANGERT, U.S.A.	41m48	136'1"		9. W. GEORG, GERMANY	33m40	109'7"
5. D. VANHEGAN, ENGLAND	39m94	131'0"		10. D. BAREFORD, ENGLAND	33m08	108'6"
6. A. PAVULINS, AUSTRALIA	36m28	119'0"	*	M. WILLIAMS, U.S.A.	27m16	89'1.25"

## CLASS 2B (55-59) (Weight 1.6 Kg)

1. T. MCDERMOTT, U.S.A.	40m78	133'9"		5. N. BARTH, GERMANY	29m98	98'4.25"
• D. ALDRICH, U.S.A.	40m72	133'7"		6. H. HUSENY, U.S.A.	28m62	93'10.75"
2. N. HEARD, U.S.A.	34m50	113'2"		7. H. BERBERIAN, U.S.A.	12m54	60'10.0"
3. A. TILL, CANADA	33m98	111'6.0"				
4. E. LUDWIG, GERMANY	31m28	102'7"				

## CLASS 3A (60-64) (Weight 1.6 Kg)

1. MAKSIMCZYK, ENGLAND	4-76	140'3.0"	(COR)7.	HAWKE, N. ZEALAND	28m26	92'8.5"
2. FANNING, U.S.A.	37m52	123'1.0"		8. DICK, U.S.A.	28m14	92'4.0"
• PARTRIDGE, U.S.A.	32m64	107'1.0"		9. VESCO, U.S.A.	27m66	90'9.0"
3. FRASER, SCOTLAND	32m58	106'11.0"		10. YORK, U.S.A.	27m46	90'1.25"
4. MCMAHON, U.S.A.	30m98	101'8.0"		11. BRACELAND, U.S.A.	25m26	82'10.5"
5. MONTGOMERY, U.S.A.	29m06	95'4.0"		12. YEOMANS, CANADA	20m00	65'7.5"
6. FEDERMANN, GERMANY	28m64	93'11.5"				

## CLASS 3B (65-69) (Weight 1.6 Kg)

1. K. CARNINE, U.S.A.	32m30	110'3"		4. A. BROSZ, CANADA	19m58	64'3.0"
2. T. RESELL, NORWAY	30m38	99'8"		5. K. TAKEUCHI, JAPAN	14m28	46'10.25"
3. P. BARNES, AUSTRALIA	21m28	69'9.75"				

## CLASS 4 (70 and Over) (Weight 1.6 Kg)

1. S. HERRMANN, U.S.A.	33m08	112'9"	(COR)	4. E. SCHMIDT, U.S.A.	26m76	87'9.5"
2. M. CULLEN, WALES	29m50	96'9.5"	*	A. WRIGHT, U.S.A.	18m70	61'4.25"
3. W. MCFADDEN, U.S.A.	27m82	91'3.25"		5. A. WHITE, CANADA	17m46	57'4.25"

\* Unofficial Competitor.

## JAVELIN THROW.

## Class 1A (40-44) (Weight 800 Gr)

1. B. CONLEY, U.S.A.	62m78	206'0"		7. A. SUNDIN, CANADA	45m84	154'0"
2. R. YOUNGS, U.S.A.	56m56	185'7"		8. D. ROSE, U.S.A.	45m28	148'7"
3. S. SCHWANKNAR, GERMANY	53m70	176'2"		9. M. MORRELL, ENGLAND	42m00	137'9"
4. P. HANSON, CANADA	51m58	169'3"		10. J. PHILLIPS, ENGLAND.	44m36	145'6"
5. J. LUYKX, HOLLAND	51m04	167'5"		11. E. PHILLIPS, U.S.A.	40m90	134'2"
6. L. WASHBURN, CANADA	50m38	165'3"		12. R. BERTRAND, U.S.A.	37m08	121'8"

## CLASS 1B (45-49) (Weight 800 Gr)

1. H. WERNER, CANADA	54m56	179'0"		4. H. WALLACE, U.S.A.	41m50	136'2"
2. A. GRAYBURN, N. ZEALAND	53m08	174'2"		5. R. HOCHREITER, AUSTRALIA	35m70	117'1"
3. H. HAWKE, U.S.A.	45m06	147'10"		6. J. PAVELICH, CANADA	35m56	116'8"

## CLASS 2A (50-54) (Weight 800 Gr)

1. R. MIKELSONS, CANADA	47m34	155'4"		6. H. HUNTER, U.S.A.	40m96	134'4"
2. A. PAVULINS, AUSTRALIA	44m18	144'11"		7. J. KILBUCK, U.S.A.	3-50	129'7"
3. D. FRAWLEY, AUSTRALIA	44m10	144'8"		8. J. ULAM, U.S.A.	38m02	124'9"
4. H. LUND, NORWAY	43m92	144'1"		9. B. BANGERT, U.S.A.	26m64	87'4.75"
5. F. SIMMONS, U.S.A.	43m02	141'2"		10. L. ODEMBRINK, SWEDEN	33m04	108'5"

## CLASS 2B (55-59) (Weight 800 Gr)

1. B. MORALES, U.S.A.	48m40	158'9"		4. E. PURGALIS, CANADA	37m48	122'11"
2. D. ALDRICH, U.S.A.	45m24	148'5"		5. H. BERBERIAN, U.S.A.	15m10	49'6.5"

## CLASS 2B (Cont'd)

3. N. BARTH, GERMANY 41m44 135'11"

## JAVELIN THROW.

## CLASS 3A (60-64) (Weight 800 Gr)

1. C. MCMAHON, U.S.A.	37m80	124'0"		5. P. PARTRIDGE, U.S.A.	33m10	108'7"
2. H. SCHNEIDER, GERMANY	37m34	122'6"		6. N. HAWKE, N. ZEALAND	30m02	98'6"
3. I. HUME, CANADA	34m60	113'6"		7. J. DICK, U.S.A.	39m56	96'11"
4. O. NICHOLS, U.S.A.	34m14	112'0"		8. P. FANNING, U.S.A.	22m70	74'5"

## CLASS 3B (65-69) (Weight 800 Gr)

1. R. MACCONAGHY, U.S.A.	34m58	113'5"		5. H. F. ANDERSON, U.S.A.	19m88	65'2"
2. K. CARNINE, U.S.A.	33m46	109'9"		6. A. BROSZ, CANADA	19m76	65'10"
3. W. DUNHAM, U.S.A.	2-66	97'3"		7. A. WRIGHT, U.S.A.	13m96	45'9"
4. J. MCKNIGHT, U.S.A.	24m96	81'10"				

## HAMMER THROW.

## Class 1A (40-44) (Weight 7.257 Kg)

1. A. PAYNE, ENGLAND	63m22	207'5"	(COR)	5. E. HELF, GERMANY	43m02	141'2"
2. H. PUTSCH, AUSTRIA	61m24	200'11"		6. R. GUEST, CANADA	41m22	135'3" (CNR)
3. H. CONNOLLY, U.S.A.	60m18	197'5"		7. B. LEWIS, ENGLAND	40m92	134'3"
4. I. BLACK, U.S.A.	47m02	154'3"		8. L. OLSON, U.S.A.	36m42	119'6"
Unofficial Competitor - Rosemary Payne England 30m10 98'9"						

## CLASS 1B (45-49) (Weight 7.257 Kg)

1. T. MULLINS, AUSTRALIA	53m34	175'0"		5. A. DOFEL, AUSTRALIA	38m00	124'8"
2. B. BACKUS, U.S.A.	51m58	169'3"		6. J. PAVELICH, CANADA	35m62	116'10"
3. R. NICOLL, ENGLAND	45m06	147'10"		7. I. MANCS, AUSTRALIA	30m54	100'2"
4. L. G. BELL, ENGLAND	43m10	141'5"		8. M. WOERLE, CANADA	29m62	97'2.25"

## CLASS 2A (50-54) (Weight 7.257 Kg)

1. D. VANHEGAN, ENGLAND	40m76	133'9"	(COR)	5. B. MCINTYRE, U.S.A.	31m66	103'10"
2. D. FRAWLEY, AUSTRALIA	34m48	113'1"		6. B. BANGERT, U.S.A.	31m62	103'9"
3. A. PAVULINS, AUSTRALIA	33m04	108'5"		7. W. GEORG, GERMANY	29m30	96'1.5"
4. S. PATTERSON, U.S.A.	32m50	106'7"		8. W. GONNERMANN, CANADA	23m50	77'1.25"

## CLASS 2B (55-59) (Weight 7.257 Kg)

1. T. MCDERMOTT, U.S.A.	39m52	129'8"		4. D. ALDRICH, U.S.A.	30m30	99'5.0"
2. N. HEARD, U.S.A.	31m40	103'0"		5. E. LUDWIG, GERMANY	28m08	92'1.5"
3. E. POLTROK, CANADA	31m18	102'3"	(CNR)			

## CLASS 3A (60-64) (Weight 5.443 Kg)

1. J. FRASER, SCOTLAND	44m50	146'0"	(WR)	7. C. MCMAHON, U.S.A.	32m40	106'3"
2. T. MONTGOMERY, U.S.A.	38m56	126'6"		8. A. VESCO, U.S.A.	31m86	104'6"
3. N. HAWKE, N. ZEALAND	37m98	124'7"		9. W. TUNALY, AUSTRALIA	30m00	98'5"
4. J. KATONA, CANADA	37m94	124'6"	(CNR)	10. K. [REDACTED]	29m88	98'0"
5. N. FOWLER, U.S.A.	35m42	116'2"		11. P. PARTRIDGE, U.S.A.	27m06	88'9"
6. E. FEDERMANN, GERMANY	32m6	107'2"				

## CLASS 3B (65-69) (Weight 8.443 Kg)

1. A. REISER, GERMANY	32m92	108'0"		5. P. BARNES, AUSTRALIA	20m68	67'10.25"
2. R. HUBBELL, U.S.A.	32m68	107'3"		6. A. S. WRIGHT, U.S.A.	19m52	64'05"
3. F. POSLUSCHNI, GERMANY	31m62	103'9"		7. A. WHITE, CANADA	14m18	46'6.25"
4. S. HERRMANN, U.S.A.	30m76	100'11"		8. K. TAKEUCHI, JAPAN	11m20	36'9"

5 KM.WALK CLASS 1A (40-44)

1st	R. THORPE,	ENGLAND
2nd	P. FARRELLY,	CANADA
3rd	S. LINDBERG,	SWEDEN
4th	L. NITZSCHE,	GERMANY
5th	J. DUNSFORD,	ENGLAND
6th	K. OHLANDER,	SWEDEN
7th	J. TURNER,	ENGLAND
8th	J. BOITANO,	U.S.A.
9th	N. READ,	N. ZEALAND
10th	W. SMITH,	AUSTRALIA
11th	L. IRWIN,	AUSTRALIA
12th	C. KIRBY,	AUSTRALIA
13th	T. NASH,	U.S.A.
14th	R. LEAVER,	U.S.A.
15th	K. HALL,	AUSTRALIA
16th	R. FINE,	U.S.A.
17th	O. VAISANEN,	FINLAND

CLASS 1B (45-49)

1st	A. OAKLEY,	CANADA
2nd	L. SIMU,	SWEDEN
3rd	J. KELLY,	U.S.A.
4th	J. BROMLEY,	ENGLAND
5th	A. SCOTT,	SWEDEN
6th	J. WOLFF,	FRANCE
7th	B. NORBERG,	SWEDEN
8th	GERSHUNY,	U.S.A.
9th	C. WALLIN,	SWEDEN
	R. HUFFMAN	U.S.A. Disqualified

CLASS 2A (50-54)

1st	W. SODERLUND,	SWEDEN
2nd	H. SIEFERT,	GERMANY
3rd	A. LUNDSTROM,	SWEDEN
4th	DR. J. POTTAGE,	AUSTRALIA
5th	J. TODD,	N. IRELAND
6th	P. ANDERSON,	AUSTRALIA
7th	O. PETTERSSON,	SWEDEN
8th	H. BARNES,	U.S.A.
9th	G. CAVILL,	AUSTRALIA
10th	N. JANET,	S. AFRICA
11th	A. GOTHBLAT,	SWEDEN
12th	A. ESPINOZA (BRICENO)	VENEZUELA
	G. EASTWOOD,	ENGLAND Disqualified
	P. REEVES,	CANADA Disqualified

N.B. The times were obliterated from  
the Referees sheets, and by  
agreement, the results are based  
on positions only.

5 KM WALK cont'd

CLASS 2B (55-59)

1.	M. GOULD,	CANADA	25:44.4
2.	A. SVENSSON,	SWEDEN	26:15.6
3.	K. HAMMER,	NORWAY	26:23.2
4.	J. BLINDBERG,	SWEDEN	26:27.4
5.	D. JOHNSON,	U.S.A.	27:25.8

CLASS 3A (60-64)

1.	D. HORSLEY,	AUSTRALIA	26:47.2
2.	T. ANDERSON,	SWEDEN	31:21
3.	E.A. SHARPE,	CANADA	31:27

CLASS 3B (65-69)

1.	S. SMITH,	ENGLAND	29:57
2.	C. UNRUH,	U.S.A.	32:12

CLASS 4 (70 & over)

1.	A.G. ROBERTS,	ENGLAND	28:09
2.	E. BRUNN,	NORWAY	31:42
3.	J. JENSEN,	DENMARK	34:43
4.	E. DORAN,	U.S.A.	35:26
5.	W.C. KEELER,	ENGLAND	35:33

CLASS 0V (30-39)

1.	G. JANSSON,	SWEDEN	31:46
----	-------------	--------	-------

CLASS 1W (40-49)

1.	M. OHLSSON,	SWEDEN	30:30
2.	T. LALONDE,	CANADA	30:41
3.	M. ANDERSSON,	SWEDEN	32:32

CLASS 2W (50 & over)

1.	B. TIBBLING,	SWEDEN	29:49
2.	N. WEDEMO,	SWEDEN	32:32
3.	E. ERIKSSON,	SWEDEN	33:07

6.	A. THURESON,	SWEDEN	29:40.8
7.	T. BERGSTRAM,	SWEDEN	32:37
	R.S. LONG,	USA failed to complete	

4.	DR. G. KNOX,	U.S.A.	32:05
5.	K. VINJE,	SWEDEN	32:20
6.	S. LEE,	ENGLAND	34:13

L. O'NEIL, U.S.A.

6.	H.G. CARTER,	CANADA	35:37
7.	B. ANDERSON,	ENGLAND	35:41
	C. SPEECHLEY,	EN	_____
	A.A. THEOBALD,	AUSTRALIA	
	F. SCHRIEBER,	SWEDEN	

2.	C. O'NEILL,	U.S.A.	35:06
----	-------------	--------	-------

4.	C. SMITH,	U.S.A.	34:35
5.	M. MOUNTAIN,	CANADA	34:37

4.	E. YEOMANS,	U.S.A.	33:09
5.	H. JARVELAINE,	SWEDEN	34:54
6.	M. LAIHO,	FINLAND	36:20

PENTATHLON EVENT. CLASS 1A (40-44)

NAME	COUNTRY	LONG JUMP	JAVELIN	200METRE	DISCUS	1500METRE	TOTAL
1. P. CONLEY	U.S.A.	5m88 577 19' 3.5" W.A.L.	<b>(COR)</b> 63m92 809 209' 3.5' 1386 W.A.L.	25.7 499 1885 W.A.L.	33m08 542 108' 6" 2427 W.A.L.	5:26.0 277	2704
2. B. LAWSON	U.S.A.	6m00 604 19' 8.25" W.A.L.	45m14 566 148' 1" 1170 W.A.L.	24.8 573 1743 W.A.L.	36m66 618 120' 3" 2361 W.A.L.	5:25.4 280	2641
3. S. SCHWANKNER	GERMANY	5m98 600 19' 7.5" W.A.L.	51m68 655 169' 7" 1255 W.A.L.	25.0 556 1811 minus 3.8 m/s	26m58 394 87' 2.5" 2205 W.A.L.	5:25.3 281	2486
4. J. PHILLIPS	ENGLAND	5m60 514 18' 4.5" W.A.L.	46m80 589 153' 6" 1103 W.A.L.	25.5 515 1618 W.A.L.	28m92 449 94' 10.5" 2067 W.A.L.	5:02.8 393	2460
5. I. MORRELL	ENGLAND	5m04 381 16' 6.5" W.A.L.	45m16 566 148' 2" 947 W.A.L.	27.7 351 1298 minus 3.8 m/s	24m26 336 79' 7.25" 1634 W.A.L.	4:23.2 636	2270
6. G. GLUPPE	CANADA	4m76 311 15' 7.5" W.A.L.	32m68 375 107' 3" 686 W.A.L.	24.2 626 1312 W.A.L.	26m54 393 87' 1" 1705 W.A.L.	4:41.0 518	2223
7. L. TROUT	U.S.A.	4m71 299 15' 5.5" W.A.L.	42m54 528 139' 7" 827 W.A.L.	25.2 540 1367 W.A.L.	29m98 474 98' 4.25" 1841 W.A.L.	5:23.8 288	2129

W.A.L. - wind within allowable limits

CLASS 1A (40-44) PENTATHLON (CONT'D)

NAME	COUNTRY	LONG JUMP	JAVELIN	200METRE	DISCUS	1500METRE	TOTAL
8. J. LUYKX	HOLLAND	5m89 580 19' 4" W.A.L.	45m80 575 150' 3" 1155 W.A.L.	25.6 507 1662 minus 3.8 m/s	29m02 451 95' 2.5" 2113 W.A.L.	failed to compete	2113
9. A. RITTER	FRANCE	5m59 512 18' 4" W.A.L.	42m12 522 138' 2" 1034 W.A.L.	25.2 540 1574 W.A.L.	26m60 394 87' 3.25" 1964 W.A.L.	failed to compete	1964
10. A. VONDETTE	CANADA	4m98 366 16' 4" W.A.L.	26m26 263 86' 2" 629 W.A.L.	25.9 483 1112 W.A.L.	24m00 330 78' 9" 1442 W.A.L.	4:45.0 494	1936
11. J. DANIELS	ENGLAND	4m31 196 14' 11.75" W.A.L.	35m12 415 115' 3" 611 W.A.L.	25.7 499 1110 W.A.L.	26m30 387 86' 3.5" 1497 W.A.L.	5:19.2 310 5:19.2	1807
12. R. SONNEMAN	U.S.A.	4m57 264 15' 0" W.A.L.	34m02 397 111' 7" 661 W.A.L.	27.9 338 999 W.A.L.	27m50 416 90' 2.75" 1415 W.A.L.	5:09.4 358	1773
13. DR. M. BROWN	U.S.A.	5m05 383 16' 6.75" W.A.L.	31m64 358 103' 10" 741 W.A.L.	24.1 635 1376 W.A.L.	24m12 333 79' 1.75" 1709 W.A.L.	failed to compete	1709
14. J. MCGRATH	AUSTRALIA	5m47 484 17' 11.5" W.A.L.	32m68 375 107' 3" 859 W.A.L.	27.1 393 1252 W.A.L.	26m74 397 87' 8.75" 1649 W.A.L.	failed to compete	1649
15. G. WELLS	CANADA	5m29 441 17' 4.25" W.A.L.	foul 0 441 W.A.L.	26.1 468 909 W.A.L.	18m96 194 62' 2.5" 1103 W.A.L.	4:45.4 492	1595

W.A.L. - wind within allowable limits



CLASS 1A (40-44) PENTATHLON (CONT'D)

NAME	COUNTRY	LONG JUMP	JAVELIN	200METRE	DISCUS	1500METRE	TOTAL
16. J. DAHLBOM	SWEDEN	5m16 410 16'11.25" W.A.L.	36m16 432 118'8" 842 W.A.L.	30.6 171 1013 W.A.L.	23m12 307 75'10.25" 1320 W.A.L.	5:40.1	1535
17. G. MARLOWE JR.	U.S.A.	3m94 96 12'11.25" W.A.L.	30m94 346 101'6" 442 W.A.L.	26.4 445 887 W.A.L.	19m16 199 62'10.25" 1086 W.A.L.	4:56.2 429	1515
18. E. PHILLIPS	U.S.A.	3m95 99 12'11.5" W.A.L.	42m46 527 139'4" 626 W.A.L.	31.0 149 775 W.A.L.	27m90 425 91'6.5" 1200 W.A.L.	5:25.6 279	1479
19. M. KNAEPEN	BELGIUM	4m39 217 14'4.75" W.A.L.	23m80 216 78'1.0" 433 W.A.L.	27.1 393 826 W.A.L.	20m30 231 66'7.25" 1057 W.A.L.	5:13.4 338	1395
20. D. DOUGLASS	U.S.A.	4m53 254 14'10.25" no wind reading	no fair throws 254 W.A.L.	withdrew			---
21. R. FITZHUGH	U.S.A.	4m56 261 14'11.5" no wind reading	withdrew				---
22. M. UHER	U.S.A.	4m34 204 14'3.0" W.A.L.	foul 000 W.A.L.	withdrew			---
23. B. LEWIS	ENGLAND	3m35 000 11'0" W.A.L.	WITHDREW				---

W.A.L. - wind within allowable limits

PENTATHLON EVENT, CLASS 1B (45-49)

NAME	COUNTRY	LONG JUMP	JAVELIN	200METRE	DISCUS	1500METRE	TOTAL
1. V. BARTL	SWEDEN	5m44 477 17'10.25" minus 2.5m/sec	32m82 377 107'8" 854 W.A.L.	25.4 523 1377 W.A.L.	31m14 500 102'2" 1877 W.A.L.	5:06.7 372	2249
2. H. HAWKE	U.S.A.	5m03 378 16'6" minus 2.5m/sec	44m26 553 145'2" 931 W.A.L.	26.0 475 1406 W.A.L.	34m30 569 112'6" 1975 W.A.L.	5:34.6 239	2214
3. R. HOCHRETT	AUSTRALIA	5m04 381 16'6.5" minus 2.5m/sec	39m56 484 129'9" 865 W.A.L.	25.2 540 1405 W.A.L.	27m82 423 91'3.25" 1828 W.A.L.	5:19.6 308	2136
4. T. MCNEILL	N. IRELAND	5m21 423 17'1.25" minus 2.5m/sec	35m80 426 117'5" 849 W.A.L.	25.3 531 1380 W.A.L.	21m68 269 71'1.5" 1649 W.A.L.	4:51.5 456	2105
5. K. BUCHANAN	CANADA	5m03 378 16'6" minus 2.5m/sec	27m54 286 90"4.25" 664 W.A.L.	26.3 452 1116 W.A.L.	18m64 185 61'2.0" 1301 W.A.L.	5:03.6 389	1690
6. G. GILMOUR	CANADA	4m57 264 15'0" minus 2.5m/sec	33m76 393 110'9" 657 W.A.L.	27.3 379 1036 W.A.L.	21m76 271 71'4.75" 1307 W.A.L.	5:09.3 359	1666
7. I. MANCS	AUSTRALIA	4m51 248 14'9.5" minus 2.5m/sec	31m44 354 103'2" 602 W.A.L.	27.4 372 974 W.A.L.	32m90 538 107'11" 1512 W.A.L.	5:59.0 139	1651
8. H. WOERLE	CANADA	4m68 291 15'4.25" minus 2.5m/sec	36m14 431 118'7" 722 W.A.L.	29.4 242 964 W.A.L.	25m90 377 84'11.75" 1341 W.A.L.	6:11.4 94	1435

W.A.L. - wind within allowable limits

PENTATHLON EVENT. CLASS 1B (45-49) (CONT'D)

NAME	COUNTRY	LONG JUMP	JAVELIN	200METRE	DISCUS	1500METRE	TOTAL
9. E.C.KOLACKI	U.S.A.	4m22 13'10.25" W.A.L.	172 107'10.5" W.A.L.	32m88 378 550	29.1 260 810 minus 1m/sec	17m40 148 958 W.A.L.	5:10.6 352 1310 131C
10. I.D.STEEDMAN	SCOTLAND	4m72 15'5.75" minus 2.5m/sec	301 73'6.75" W.A.L.	22m42 189 490	27.8 344 834 W.A.L.	18m52 181 1015 W.A.L.	6:03.9 121 1136 1136
11. W.PURNELL	U.S.A.	4m39 14'4.75" minus 2.5m/sec	217 97'7.75" W.A.L.	29m76 325 542	29.5 235 777 W.A.L.	24m52 343 1120 W.A.L.	failed to complete 1120
12. H.COLEN	U.S.A.	4m55 14'11.25" minus 2.5m/sec	259 90'9.75" W.A.L.	27m68 289 548	29.1 260 808 W.A.L.	16m82 130 938 W.A.L.	failed to complete 938

CLASS 2A (50-54) PENTATHLON EVENT.

1. R.ROEMER	U.S.A.	4m86 15'11.25" W.A.L.	336 116'6" W.A.L.	35m50 421 757	25.3 531 1288 W.A.L.	27m06 405 1693 W.A.L.	5:18.3 314 2007 2007
2. F.SIMMONS	U.S.A.	4m91 16'1.25" W.A.L.	349 147'11" W.A.L.	45m08 565 914	27.6 358 1272 W.A.L.	33m02 541 1813 W.A.L.	5:59.2 139 1952 1952
3. H.WORTMANN	GERMANY	4m82 15'9.75" W.A.L.	326 124'5" W.A.L.	37m92 459 785	27.4 372 1157 W.A.L.	33m22 545 1702 W.A.L.	5:32.3 249 1951 1951

W.A.L. - wind within allowable limits

PENTATHLON EVENT (CLASS 2A 50-54) CONT'D.

NAME	COUNTRY	LONG JUMP	JAVELIN	200METRE	DISCUS	1500METRE	TOTAL
4. D.FRAWLEY	AUSTRALIA	5m08 16'8" W.A.L.	390 146'11" W.A.L.	44m78 561 951	27.5 365 1316 W.A.L.	36m60 617 1933 W.A.L.	failed to complete rac 1933
5. B.SLEETH	U.S.A.	4m77 15'7.75" W.A.L.	314 105'9" W.A.L.	32m24 368 682	28.1 324 1006 W.A.L.	28m80 423 1429 W.A.L.	5:23.2 291 1720 1720
6. R.SPENCER	U.S.A.	5m16 16'11.25" W.A.L.	410 93'3.75" W.A.L.	28m44 302 712	27.2 386 1098 W.A.L.	26m40 389 1487 W.A.L.	5:37.2 228 1715 1715
7. J.HUTCHINSON	U.S.A.	4m88 16'25" W.A.L.	341 114'2" W.A.L.	34m80 410 751	28.4 304 1055 W.A.L.	24m86 351 1406 W.A.L.	5:22.3 296 1702 1702
8. K.PAVASARS	CANADA	5m00 16'5.0" W.A.L.	371 92'9.5" W.A.L.	28m28 299 670	27.3 379 1049 W.A.L.	33m08 542 1591 W.A.L.	6:15.7 79 1670 1670
9. H.S.TRAFFORD	ENGLAND	4m60 15'1.25" W.A.L.	271 90'11.25" W.A.L.	27m72 289 560	26.8 415 975 W.A.L.	27m56 417 1392 W.A.L.	5:30.0 259 1651 1651
10. D.VENHEGAN	ENGLAND	4m70 15'5.0" W.A.L.	296 117'9" W.A.L.	35m90 428 724	31.9 101 825 W.A.L.	36m88 623 1448 W.A.L.	6:11.8 92 1540 1540
11. H.LUND	NORWAY	4m43 14'6.5" W.A.L.	228 136'2" W.A.L.	41m50 513 741	30.2 194 935 W.A.L.	32m88 538 1473 W.A.L.	Failed to complete rac 1473 1473

W.A.L. - wind within allowable limits.

PENTATHLON EVENT (CLASS 2A 50-54) CONT'D.

NAME	COUNTRY	LONG JUMP	JAVELIN	200METRE	DISCUS	1500METRE	TOTAL
12.G.S.BROWN	U.S.A.	3m48 11'5.0" W.A.L.	O 22m46 23'8.25" W.A.L.	189 189	30.2 194 383	19m98 222 605 5:00.4 406 1011	1011
13.M.KNOX	U.S.A.	Foul	O 24m98 81'11.5" W.A.L.	239 239	Withdrew		---
14.N.GOFF	AUSTRALIA	5m14 16'10.5" W.A.L.	405 24m34 79'10.25" W.A.L.	226 631	27.0 401 1032	20m84 246 68'4.5" 1278 Withdrew	

CLASS 2B (55-59) PENTATHLON EVENT.

1.B.MORALES	U.S.A.	5m06 16'7.25" W.A.L.	385 45m04 147'9" W.A.L.	564 949	28.2 318 1267 minus 1m/s	26m10 382 85'7.5" 1649 W.A.L.	140 1789
2.H.HUSENY	U.S.A.	4m74 15'6.75" W.A.L.	306 24m08 79'0" W.A.L.	221 527	29.8 218 745 minus 1m/s	28m98 451 95'1" 1196 W.A.L.	47 1243
3.H.WARWAS	CANADA	4m16 13'7.75" W.A.L.	156 27m98 91'9.5" W.A.L.	294 450	29.4 242 692 minus 1m/s	22m48 290 73'9" 982 W.A.L.	105 1087
4.G.FARRELL	U.S.A.	5m04 16'6.5" W.A.L.	381 25m68 85'3" W.A.L.	252 633	30.4 183 816 minus 1m/s	18m68 186 61'3.5" 1002 W.A.L.	failed to O complete 1002
5.J.WARREN	U.S.A.	3m68 12'1" W.A.L.	23 15m52 50'11" W.A.L.	37 60	34.2 000 60 minus 1m/s	16m98 135 55'8.5" 195 W.A.L.	7:05.2 0 195

W.A.L. - wind within allowable limits.

PENTATHLON EVENT CLASS 3A (60-64)

NAME	COUNTRY	LONG JUMP	JAVELIN	200METRE	DISCUS	1500METRE	TOTAL
1.H.SCANEDER	GERMANY	COR 4m88 16'0.25" minus 2.5m/s	341 39m74 COR 130'4" W.A.L.	487 828	29.0 266 1094 minus 4.4m/s	25m92 378 85'0.5" 1472 W.A.L.	0 1472 1472
2. G.BRACELAND	U.S.A.	4m15 13'7.5" minus 2.5m/s	154 25m80 84'7.75" W.A.L.	254 408	28.6 292 700 minus 3.7m/s	23m14 307 75'11" 1007 W.A.L.	182 1189
3. C.E.HILLS	U.S.A.	4m35 14'3.25" minus 2.5m/s	206 27m58 90'5.75" W.A.L.	287 493	29.7 223 716 minus 4.4m/s	20m10 226 65'11.25" 942 W.A.L.	67 1009
4. C.A.MCMAHON	U.S.A.	3m10 10'2" minus 2.5m/s	000 36m14 118'7" W.A.L.	431 431	37.6 000 431 minus 3.7m/s	31m82 515 104'5" 946 W.A.L.	failed to O complete 946
5. J.A.DICK	U.S.A.	3m51 11'6.25" minus 2.5m/s	000 27m06 88'9.5" W.A.L.	277 277	34.2 000 277 minus 4.4m/s	25m60 370 84'0" 647 W.A.L.	6 653
6. R.S.BOAL	U.S.A.	3m58 11'9" minus 2.5m/s	000 19m52 64'0.5" W.A.L.	128 128	32.0 96 224 minus 3.7 m/s	17m86 162 58'7.25" 386 W.A.L.	250 636
7. A.C.SMITH	AUSTRALIA	3m58 11'9" minus 2.5m/s	000 18m10 59'4.5" W.A.L.	97 97	30.6 171 268 minus 3.7m/s	15m30 83 50'2.5" 351 W.A.L.	6r02.9 125 476

W.A.L. - wind within allowable limits.

ENTHATLON EVENT CLASS 3B (65-69)

AME	COUNTRY	LONG JUMP	JAVELIN	200METRE	DISCUS	1500METRE	TOTAL
1. K. CARNINE	U.S.A.	4m05 13'3.5" W.A.L.	127 31m30 102'8" W.A.L.	352 479 W.A.L.	212 691 W.A.L.	29.9 470 Failed to complete 1161	1161
2. A. BROSZ	CANADA	3m27 10'8.75" W.A.L.	000 19m68 64'6.75" W.A.L.	132 132	000 19m48 132 63'11"	34.8 208 Failed to complete 340	340
3. DR. H. F. ANDERSON	U.S.A.	3m22 10'6.75" W.A.L.	000 19m08 62'7.25" W.A.L.	119 119	000 19m18 119 W.A.L.	1:17.5 200 Failed to complete 319	319
4. G. R. SIMPSON	AUSTRALIA	3m49 11'5.5" W.A.L.	000 12m04 39'6" W.A.L.	000 000	71 71 11m0 36'1" W.A.L.	32.5 71 7:53.4 000	71 71

W.A.L. - wind within allowable limits

RESULTS OF WORLD MASTER 10,000 METRES CROSS COUNTRY CHAMPIONSHIP.

CLASS 1A (40-44)

1st	R. FOWLER,	ENGLAND	32.51.35	54th	A. MAGNUSSON,	SWEDEN	39.42
2nd	J. MACDONALD,	NEW ZEALAND	33.44	55th	A. BYERS,	ENGLAND	39.44
3rd	H. HIGDON,	U.S.A.	34.06	56th	K. HALL,	AUSTRALIA	39.45
4th	B. HOLMROOS,	FINLAND	34.10	57th	J. CONNER,	U.S.A.	39.51
5th	M. BARRATT,	ENGLAND	34.20	58th	A. RICHARDS,	U.S.A.	40.04
6th	R. HATTON,	U.S.A.	34.36	59th	J. DELUCA,	U.S.A.	40.12
7th	W. OLIVIER,	S. AFRICA	35.06	60th	J. STAYTON,	U.S.A.	40.13
8th	M. MORELL,	ENGLAND	35.10	61st	G. SKANELL,	SWEDEN	40.16
9th	S. NIKULA,	FINLAND	35.12	62nd	B. MIGELL,	U.S.A.	40.32
10th	J. DOYLE,	CANADA	35.21	63rd	S. SKOLIK,	CANADA	40.36
11th	J. PATTERSON,	AUSTRALIA	35.22	64th	J. ISBELL,	U.S.A.	40.43
12th	M. UTRIAINEN,	FINLAND	35.31	65th	J. JACOBS,	U.S.A.	40.53
13th	J. SHETTLER,	U.S.A.	35.44	66th	J. IDDON,	ENGLAND	40.55
14th	G. BJORKLAND,	SWEDEN	36.03	67th	B. OXLEY,	CANADA	41.10
15th	C. DYSON,	U.S.A.	36.09	68th	B. SCHMITT,	U.S.A.	41.55
16th	R. BOWMAN,	CANADA	36.11	69th	D. THEALL,	U.S.A.	42.29
17th	G. HARRISON,	ENGLAND	36.21	70th	R. ARCHIBALD,	U.S.A.	42.31
18th	B. GOOKIN,	U.S.A.	36.25	71st	G. POTVIN,	CANADA	42.51
19th	G. MILLAR,	N. IRELAND	36.32	72nd	A. DRUCKMAN,	U.S.A.	42.55
20th	E. AUSTIN,	ENGLAND	36.51	73rd	S. HARALDSON,	SWEDEN	43.06
21st	E. WHITLOCK,	CANADA	36.52	74th	A. BROWNING,	U.S.A.	43.13
22nd	S. ALLEN,	ENGLAND	36.53	75th	G. FREEMAN,	AUSTRALIA	43.21
23rd	B. LAZENBY,	CANADA	36.56	76th	M. PAYNE,	ENGLAND	43.26
24th	L. FUSELIER,	U.S.A.	37.09	77th	W. MCCABE,	AUSTRALIA	44.05
25th	R. O'BRIEN,	NEW ZEALAND	37.13	78th	B. WAKEFORD,	CANADA	44.11
26th	S. NYLANDER,	SWEDEN	37.17	79th	D. BROWN,	CANADA	44.13
27th	B. MARTINDILL,	CANADA	37.21	80th	S. SVENSK,	SWEDEN	44.24
28th	L. BUCK,	CANADA	37.28	81st	H. WARD,	U.S.A.	44.42
29th	B. RIGBY,	ENGLAND	37.35	82nd	G. NELSON,	U.S.A.	45.01
30th	J. GREEN,	ENGLAND	37.40	83rd	K. MOORE,	U.S.A.	45.09
31st	J. MOLINE,	SWEDEN	37.48	84th	D. NELSON,	U.S.A.	45.22
32nd	R. CURTIS,	ENGLAND	38.08	85th	C. BULL,	CANADA	45.23
33rd	K. MITCHELL,	AUSTRALIA	38.10	86th	J. HELD,	U.S.A.	46.12
34th	J. LIVESAY,	U.S.A.	38.12	87th	J. MERRITT,	CANADA	46.18
35th	K. PETERSOHN,	SWEDEN	38.14	88th	P. JELENECKI (Unattached)		46.34
36th	E. CONNOR,	U.S.A.	38.21	89th	B. JOHANSSON,	SWEDEN	51.44
37th	M. JOBIN,	CANADA	38.24	90th	F. MINER,	CANADA	52.37
38th	G. SHAEFER,	U.S.A.	38.28				
39th	V. FANDETTI,	U.S.A.	38.33				
40th	F. RYAN,	U.S.A.	38.39				
41st	V. SCHROEDER,	RHODESIA	38.42				
42nd	G. MILNE,	CANADA	38.54				
43rd	W. THOMPSON,	N. IRELAND	38.57				
44th	W. KIRKWOOD,	AUSTRALIA	39.04				
45th	R. HELLMAN,	SWEDEN	39.08				
46th	D. CAMERON,	NEW ZEALAND	39.12				
47th	G. GOOD,	U.S.A.	39.15				
48th	T. DANCER,	CANADA	39.24				
49th	W. ARMSTRONG,	CANADA	39.26				
50th	J. KENDALL,	CANADA	39.27				
51st	C. DAVENPORT,	CANADA	39.34				
52nd	T. COYNE,	U.S.A.	39.34				
53rd	J. DACKEBRO,	SWEDEN	39.34				

TEAMS (5 to score)

1st	ENGLAND (1.5.8.17.20)	51 pts
2nd	U.S.A. (3.6.13.15.18)	55 pts
3rd	CANADA (10.16.21.23.27)	97 pts
4th	SWEDEN (14.26.31.35.45)	151 pts
5th	AUSTRALIA (11.33.44.56.75)	219 pts

CROSS COUNTRY CHAMPIONSHIPS CLASS 1B (45-49)

1st	A. TAYLOR,	CANADA	35.49.82
2nd	D. JERNHESTER,	SWEDEN	36.38
3rd	G. VERNOSKY,	U.S.A.	37.14
4th	R. SMITH,	U.S.A.	37.21
5th	K. HERNELIND,	SWEDEN	37.29
6th	O. ERIKSSON,	SWEDEN	37.40
7th	C. ALLAN,	CANADA	38.28
8th	R. KENDALL,	U.S.A.	38.32
9th	R. JOHANSSON,	SWEDEN	38.51
10th	B. STOCK,	U.S.A.	39.02
11th	S. SHUTTLEWORTH	CANADA	39.10
12th	D. HIRSCHSON,	S. AFRICA	39.15
13th	J. REID,	CANADA	39.31
14th	R. ANSPACH,	U.S.A.	39.47
15th	H. TOFT,	SWEDEN	39.57
16th	N. SKELTON,	N. IRELAND	40.04
17th	H. ANTHONI,	FINLAND	40.12
18th	J. PAGET,	ENGLAND	40.13
19th	C. FIELDS,	GUYANA	40.21
20th	S. HAMILTON,	U.S.A.	40.36
21st	A. SAPIENZA,	U.S.A.	40.46
22nd	P. KLOPPER,	U.S.A.	40.50
23rd	O. BROWN,	U.S.A.	40.52
24th	R. BLOIS,	ENGLAND	41.31
25th	D. WOLFE,	CANADA	41.50
26th	R. LEFRANK,	CANADA	41.53
27th	R. LANG,	CANADA	41.57
28th	R. SULLIVAN,	U.S.A.	41.57
29th	E. MAIDMAN,	CANADA	41.58
30th	D. LUCERNO,	U.S.A.	42.30
31st	W. CONVERY,	ENGLAND	42.37
32nd	A. ROCKALL,	ENGLAND	42.42
33rd	R. JOHANSSON,	SWEDEN	42.55
34th	M. NEMAZI,	U.S.A.	43.06
35th	B. MERRIMAN,	CANADA	43.20
36th	N. LUMIAN,	U.S.A.	43.49
37th	A. SEMPLE,	AUSTRALIA	43.51
38th	T. FLETCHER,	SCOTLAND	43.54
39th	J. BURDAN,	U.S.A.	44.09
40th	L. LYNCH,	IRELAND	44.13
41st	J. MASIL,	CANADA	44.17
42nd	G. NYBOM,	SWEDEN	44.45
43rd	M. BACON,	CANADA	45.01
44th	B. JORDAN,	U.S.A.	45.05
45th	E. HARGER,	U.S.A.	45.28
46th	A-ELLIS,	U.S.A.	45.39
47th	C. HUHTANEN,	U.S.A.	45.51
48th	J. GRAY,	CANADA	46.32
49th	G. SAMTERLY,	U.S.A.	47.01
50th	S. STENBERG,	SWEDEN	47.07
51st	E. MCAVOY,	N. IRELAND	47.10
52nd	B. KOZAR,	Unattached	47.34
53rd	C. MCDOWELL,	ENGLAND	47.51
54th	S. JACOBSSON,	SWEDEN	48.32
55th	J. JOSSE,	U.S.A.	48.47
56th	R. CARTWRIGHT,	AUSTRALIA	48.48

57th	J. BEABER,	U.S.B.	48.52
58th	N. CIRULNICK,	U.S.A.	48.54
59th	H. SIITONEN,	U.S.A.	49.07
60th	W. MCKINNEY,	U.S.A.	49.33
61st	R. MCQUILLAN,	CANADA	50.08
62nd	T. LIENHARD,	U.S.A.	51.02
63rd	J. CROZIER,	FRANCE	53.06
64th	P. BELLIVEAU,	CANADA	54.44
65th	L. TRETZIAK,	CANADA	55.22
66th	K. HALLBERG,	SWEDEN	55.43

TEAMS (5 to score)

1st	SWEDEN (2.5.6.9.15)	37 pts
2nd	U.S.A. (3.4.8.10.14)	39 pts
3rd	CANADA (1.7.11.13.16)	48 pts
4th	ENGLAND (18.24.31.32.53)	158 pts

NO OTHER COUNTRY CLOSED A FULL TEAM OF FIVE SCORERS

\*\*\*\*\*

CLASS 2A (50-54)

1st	M. VANDE WATTYNE,	BELGIUM	36.53
2nd	S. OLSSON,	SWEDEN	37.21
3rd	D. HALL,	ENGLAND	37.32
4th	R. PAPE,	ENGLAND	37.45
5th	L. CARLSSON,	SWEDEN	37.50
6th	J. KYSTAD,	NORWAY	37.52
7th	A. RATELLE,	U.S.A.	39.09
8th	N. NEILSON,	ENGLAND	39.29
9th	G. EKSTROM,	SWEDEN	39.49
10th	P. AXELSSON,	SWEDEN	39.55
11th	S. TOABE,	U.S.A.	40.17
12th	U. TUNEFALK,	SWEDEN	40.38
13th	R. GILL,	U.S.A.	40.59
14th	L. DENAULT,	U.S.A.	41.17
15th	T. KEMPF,	U.S.A.	41.19
16th	J. FITZGERALD,	ENGLAND	41.28
17th	F. DEVLIN,	AUSTRALIA	41.34
18th	H. KNAPP,	SWEDEN	41.43
19th	J. TAYLOR,	U.S.A.	42.01
20th	A. MERRETT,	AUSTRALIA	42.23
21st	F. WIKSTROM,	SWEDEN	42.39
22nd	W. JENKINS,	ENGLAND	42.41
23rd	A. NILSSON,	SWEDEN	42.50
24th	N. HARANO,	JAPAN	43.06
25th	R. DONALD,	U.S.A.	43.49
26th	D. LAISTER,	CANADA	43.52
27th	H. PERRY,	U.S.A.	43.54
28th	H. BOGEMYR,	SWEDEN	43.55
29th	K. LILJA,	SWEDEN	44.00

CROSS COUNTRY CHAMPIONSHIPS CLASS 2A (50-54) CONT'D.

30th	J. HOULDEN,	CANADA	44.07
31st	K. RICHARDSON,	CANADA	44.15
32nd	J. MCINTYRE,	U.S.A.	44.35
33rd	K. SIEWER,	GERMANY	44.49
34th	N. ABLAND,	SWEDEN	44.58
35th	W. O'BRIEN,	U.S.A.	45.00
36th	H. JACKSON JR.,	U.S.A.	45.09
37th	M. FROHM,	SWEDEN	45.45
38th	S. ERIKSSON,	SWEDEN	45.59
39th	T. REEVES,	CANADA	46.39
40th	D. FARQUHARSON,	CANADA	47.17
41st	J. PARKS,	CANADA	47.18
42nd	D. PAIN,	U.S.A.	47.52
43rd	J. O'NEIL,	U.S.A.	47.53
44th	C. EAGAN,	CANADA	49.18
45th	R. O'NEIL,	U.S.A.	49.24
46th	A. SINCLAIR,	CANADA	49.36
47th	C. JOHNSON,	U.S.A.	50.13
48th	M. CROZIER,	CANADA	50.28
49th	R. MADELEY,	CANADA	50.39
50th	L. APPLGATE,	U.S.A.	51.48
51st	G. HOLMES,	CANADA	52.03
52nd	M. MOAR,	U.S.A.	52.25
53rd	D. WILKINSON,	CANADA	52.46
54th	K. GRAHAM,	CANADA	53.48
55th	E. NILLSON,	SWEDEN	54.09
56th	A. TOCQUER,	FRANCE	55.20
57th	A. ESPINOZA,	VENEZUELA	62.29
58th	A. PARSONS,	ENGLAND	62.52

TEAMS (5 to score)

1st	SWEDEN (2.5.9.10.12)	38 pts
2nd	ENGLAND (3.4.8.16.22)	53 pts
3rd	U.S.A. (7.11.13.14.15)	60 pts
4th	CANADA (26.30.31.39.40)	166 pts

\*\*\*\*\*

CLASS 2B (55-59)

1st	B. HORMAN,	U.S.A.	39.10
2nd	F. MCGRATH,	AUSTRALIA	40.32
3rd	G. SCUTTIS,	ENGLAND	40.40
4th	J. LAFEERTY,	U.S.A.	41.04
5th	E. JOHANSSON,	SWEDEN	41.59
6th	T. BILL,	SWEDEN	42.35
7th	F. MCCAFFREY,	AUSTRALIA	42.51
8th	J. O'NEIL,	U.S.A.	42.57
9th	B. ERICSSON,	SWEDEN	43.03
10th	G. ANDERSSON,	SWEDEN	44.10
11th	R. LONG,	U.S.A.	44.33
12th	A. TUCKER,	ENGLAND	44.53
13th	R. WILLIAMS,	U.S.A.	44.53

CLASS 2K (Cont'd)

14th	A. DEBEURNE,	BELGIUM	45.13
15th	D. STILES,	CANADA	45.43
16th	O. TESSEN,	NORWAY	46.51
17th	A. LARSSON,	SWEDEN	47.02
18th	R. MARTIN,	CANADA	47.06
19th	G. OLSSON,	SWEDEN	47.08
20th	W. SHERIDAN,	CANADA	47.24
21st	A. ELSE,	ENGLAND	47.44
22nd	G. COLLINS,	CANADA	48.01
23rd	P. MINCHIN,	SCOTLAND	48.04
24th	T. BERGSTRAM,	SWEDEN	49.02
25th	K. HIGNELL,	CANADA	49.10
26th	J. FOSTER,	U.S.A.	49.28
27th	T. BEATTIE,	ENGLAND	50.07
28th	J. STOKES,	CANADA	53.18
29th	F. BURKE,	U.S.A.	53.39
30th	A. OJALA,	SWEDEN	53.44
31st	R. NILSSON,	SWEDEN	53.54
32nd	J. DRAGOVICH,	U.S.A.	56.50
33rd	E. SODERSTROM,	SWEDEN	56.52

TEAMS (4 to score)

1st	U.S.A. (1.2.5.9)	17 pts
2nd	SWEDEN (6.7.10.11)	34 pts
3rd	ENGLAND (4.13.22.28)	67 pts
4th	CANADA (16.19.21.23)	79 pts

\*\*\*\*\*

CLASS 3A (60-64)

1st	R. MCMINNIS,	ENGLAND	41.03
2nd	E. WALLACE,	ENGLAND	44.36
3rd	R. S. BOAL,	U.S.A.	44.54
4th	M. HIETANEN,	FINLAND	45.31
5th	T. ANDERSSON,	SWEDEN	45.35
6th	H. BRADDOCK,	U.S.A.	46.06
7th	H. SAWITZKY,	U.S.A.	49.01
8th	L. PATON,	U.S.A.	49.31
9th	S. LEE,	ENGLAND	50.10
10th	F. FREDRIKSSON,	SWEDEN	50.43
11th	J. JENKINS,	U.S.A.	50.45
12th	J. MURRAY,	CANADA	51.01
13th	S. PROFFITT,	ENGLAND	51.27
14th	D. MAEHARA,	JAPAN	52.49
15th	C. GREEN,	N. ZEALAND	53.39
16th	B. SANDERS,	U.S.A.	54.44
17th	W. WESTERHOLM,	U.S.A.	59.10
	T. SHIMOJOYO,	JAPAN	N.T.T.

TEAMS (3 to score)

1st	ENGLAND (1.2.9)	12 pts
2nd	U.S.A. (3.6.7)	16 pts
3rd	SWEDEN (5.10.17)	32 pts

1st	T. JENSEN,	SWEDEN	42.08
2nd	N. BRIGHT,	U.S.A.	42.56
3rd	E. NORDIN,	SWEDEN	44.25
4th	S. HESKETH,	AUSTRALIA	47.09
5th	G. WIR,	SWEDEN	47.43
6th	O. ESSIG,	U.S.A.	49.25
7th	E. LAIHO,	FINLAND	49.41
8th	L. LAIHO,	FINLAND	49.55
9th	J. JAMIESON,	N. ZEALAND	51.03
10th	N. TAMANAHA,	U.S.A.	51.39
11th	W. FREDERICK,	U.S.A.	51.44
12th	Y. TASAKI,	JAPAN	56.51
13th	P. CARMICHAEL,	U.S.A.	N.T.T.
14th	V. BUCHER,	U.S.A.	N.T.T.

THE JACK MSTER PERPETUAL AWARD

A beautifully handcrafted trophy in Native design was presented to the World Masters Track & Field Championships by the New Zealand team to be held by the overall Marathon winner until next contested in a World Championship. The first recipient was the very worthy 1975 winner, Eric Austin Class 1A of England.

TEAMS (2 to score)

1st	SWEDEN	(1.3)	4 pts
2nd	U.S.A.	(2,6)	8 pts
3rd	FINLAND	(7.8)	15 pts

CLASS 4 (70 and Over)

1st	K. CARLSSON,	NORWAY	48.02
2nd	B. WISEMAN,	ENGLAND	57.41
3rd	J. JENSEN,	DENMARK	N.T.T.

NO TEAM SCORES.

OVERALL TEAM SCORES.

(6 to score)

1st	ENGLAND	(1.5.8.17.21.24)	76 pts
2nd	U.S.A.	(3.6.13.16.19.26)	83 pts
3rd	CANADA	(10.14.16.23.25.31)	120 pts
4th	SWEDEN	(15.21.29.33.35.37)	170 pts

Although there was no Women's division, the following women completed at Cross Country but not all in the correct sections. They are therefore listed separately.

DOROTHY STOCK,	U.S.A.	45:07	EWA ERIKSSON,	SWEDEN	56:20
RUTH ANDERSON,	U.S.A.	46:11	N. WEDEMO,	SWEDEN	59:09
CARROLL O'CONNOR,	U.S.A.	51:01			
MAGGIE ANDERSSON,	SWEDEN	54:44			

MARATHON.

WEATHER CONDITIONS - (CANADIAN WEATHER BUREAU STATISTICS)

	TIME		TEMPERATURE	RELATIVE HUMIDITY
START	7.00 a.m.	Cloudy, calm	15°C (59°F)	84%
	8.00 a.m.	Cloudy, calm	16°C (61°F)	84%
	9.00 a.m.	Sunny with cloud, calm	18°C (64°F)	77%
	10.00 a.m.	Sunny with cloud, wind North 4 knots pr.hr.	19°C (68°F)	70%
	11.00 a.m.	Sunny, cloudy, wind North 2 knots pr.hr.	21°C (70°F)	64%
	12.00 noon	Sunny, cloudy, calm	22°C (72°F)	59%

TERRAIN: General gradual rise to N. corresponding fall to S. Long undulating rises and falls on N. and S. directions. Flat on W. and E. directions.

CLASS 1A (40-44)

1st	E. AUSTIN,	ENGLAND	2.28.23	33rd	W. KIRKWOOD,	AUSTRALIA	2.56.23
2nd	S. NIKULA,	FINLAND	2.32.50	34th	J. JACOBS,	U.S.A.	2.56.50
3rd	B. HOLMROOS,	FINLAND	2.34.30	35th	J. KENDALL,	CANADA	2.56.55
4th	W. DUNNE,	IRELAND	2.36.44	36th	J. WILLIS,	AUSTRALIA	2.57.55
5th	J. DOYLE,	CANADA	2.38.17	37th	A. MONTERU,	CHILE	2.59.14
6th	R. GREENE,	U.S.A.	2.39.29	38th	Y. DUMONT,	CANADA	2.59.56
7th	A. HORNE,	ENGLAND	2.40.15	39th	K. MITCHELL,	AUSTRALIA	3.00.02
8th	J. PATTERSON,	AUSTRALIA	2.40.21	40th	J. GASKIN,	CANADA	3.00.18
9th	M. UTRIAINEN,	FINLAND	2.40.26	41st	B. SCHMITT,	U.S.A.	3.01.04
10th	R. BOWMAN,	CANADA	2.41.14	42nd	B. GOOKIN,	U.S.A.	3.01.31
11th	F. WRIGHT,	CANADA	2.41.28	43rd	T. DANCER,	CANADA	3.02.03
12th	D. WACO,	U.S.A.	2.41.38	44th	D. MILNE,	CANADA	3.02.22
13th	S. NYLANDER,	SWEDEN	2.43.01	45th	J. COLLA,	U.S.A.	3.03.07
14th	L. BUCK,	CANADA	2.44.37	46th	E. ANDREWS,	ENGLAND	3.03.11
15th	R. BLASTLAND,	ENGLAND	2.46.06	47th	L. BORJESON,	SWEDEN	3.03.44
16th	J. GONSER,	CANADA	2.46.55	48th	S. JOHANSSON,	SWEDEN	3.05.48
17th	B. CATTELL,	U.S.A.	2.47.58	49th	A. WHORWOOD,	CANADA	3.09.10
18th	B. RIGBY,	ENGLAND	2.48.21	50th	B. FULLERTON,	CANADA	3.12.31
19th	S. GOLDBERG,	U.S.A.	2.49.35	51st	K. LORIMER,	CANADA	3.14.00
20th	S. MIKALSEN,	NORWAY	2.50.10	52nd	M. PAYNE,	ENGLAND	3.15.19
21st	C. DAVENPORT,	CANADA	2.50.22	53rd	G. BRANAM,	U.S.A.	3.17.54
22nd	I. MOLINE,	SWEDEN	2.51.26	54th	J. GRAHAM,	U.S.A.	3.17.56
23rd	B. SALTER,	CANADA	2.51.50	55th	J. TEESDALE,	ENGLAND	3.21.39
24th	H. GRAHAM,	CANADA	2.52.54	56th	A. VENIR,	CANADA	3.22.32
25th	S. RALPHS,	S. AFRICA	2.52.57	57th	D. CAMERON,	N. ZEALAND	3.23.37
26th	V. SCHROEDER,	RHODESIA	2.53.08	58th	H. WARD,	U.S.A.	3.24.06
27th	R. FRENCH,	U.S.A.	2.54.14	59th	G. NELSON,	U.S.A.	3.26.19
28th	A. BYERS,	ENGLAND	2.54.34	60th	W. BROWNING,	U.S.A.	3.26.27
29th	S. FALL,	CANADA	2.55.06	61st	R. BELTON,	CANADA	3.27.36
30th	K. PETERSOHN,	SWEDEN	2.55.19	62nd	D. COSTELLO,	CANADA	3.29.03
31st	J. HOWE,	CANADA	2.55.59	63rd	G. FORSYTH,	CANADA	3.29.51
32nd	A. RICHARDS,	U.S.A.	2.56.02	64th	J. DAHLBOM,	SWEDEN	

MARATHON - CLASS 1A (40-44) CONT'D

65th	L. WANDT,	SWEDEN	3.39.54
66th	S. HARALDSON,	SWEDEN	3.43.08
67th	K. MOORE,	U.S.A.	3.43.58
68th	B. RHODES,	CANADA	3.46.49
69th	W. HURLEY,	CANADA	4.03.39
70th	H. COHEN,	CANADA	4.16.26
71st	G. MOYER,	U.S.A.	4.18.50

TEAM RESULTS.

1st	CANADA	(5.10.11.14.16)	56 pts
2nd	ENGLAND	(1.7.15.18.28)	69 pts
3rd	U.S.A.	(6.12.17.19.27)	81 pts
4th	SWEDEN	(13.22.30.47.48)	160 pts

\*\*\*\*\*

CLASS 1B (45-49)

1st	A. WALSHAM,	ENGLAND	2.29.53
2nd	A. TAYLOR,	CANADA	2.31.50
3rd	C. HALL,	CANADA	2.38.52
4th	G. VERNOSKY,	U.S.A.	2.40.54
5th	R. FRANKLIN,	ENGLAND	2.41.48
6th	K. HERNELIND,	SWEDEN	2.42.00
7th	F. MCBRIDE,	U.S.A.	2.43.02
8th	O. ERIKSSON,	SWEDEN	2.45.39
9th	C. ALLEN,	CANADA	2.46.50
10th	J. MACLEAN,	SCOTLAND	2.47.09
11th	J. REID,	CANADA	2.47.44
12th	H. HAMPUSON,	SWEDEN	2.48.05
13th	F. SMITH,	CANADA	2.49.17
14th	R. KENDALL,	U.S.A.	2.50.26
15th	D. HIRSCHSON,	S. AFRICA	2.50.50
16th	H. ANTHONI,	FINLAND	2.50.53
17th	L. DURRANT,	ENGLAND	2.53.44
18th	J. REEVES,	CANADA	2.55.53
19th	M. MARSHALL,	CANADA	2.55.53
20th	R. TRUMAN,	CANADA	2.56.16
21st	P. MORGAN,	CANADA	2.56.36
22nd	S. SHUTTLEWORTH,	CANADA	2.57.47
23rd	J. MCQUILLAN,	ENGLAND	2.58.02
24th	A. HEFFORD,	ENGLAND	2.58.56
25th	D. WOLFE,	CANADA	2.59.15
26th	M. HOMANS,	U.S.A.	3.00.51
27th	W. BUCK,	CANADA	3.00.56
28th	D. LUCERO,	U.S.A.	3.02.17
29th	K. CAMPBELL,	U.S.A.	3.02.31
30th	W. CONVERY,	ENGLAND	3.03.33
31st	A. VERBAAN,	HOLLAND	3.04.29
32nd	L. HAILEY,	U.S.A.	3.07.20
33rd	J. BURDAN,	U.S.A.	3.11.04
34th	E. HARWOOD,	CANADA	3.11.49
35th	J. SEEA,	U.S.A.	3.12.22
36th	R. JOHNSON,	SWEDEN	3.15.22
37th	G. NYBOM,	SWEDEN	3.15.53
38th	F. PEELPS,	U.S.A.	3.16.41

CLASS 1B (Cont'd)

39th	D. SPAYSKY,	U.S.A.	3.17.20
40th	F. PRITCHARD,	CANADA	3.19.46
41st	F. JOLIN,	U.S.A.	3.20.52
42nd	T. KAVANAGH,	CANADA	3.26.05
43rd	S. STENBERG,	SWEDEN	3.26.56
44th	O. APPENZELER,	U.S.A.	3.30.59
45th	W. FREDMAN,	U.S.A.	3.32.44
46th	T. FLETCHER,	SCOTLAND	3.33.36
47th	B. KOZAR,	YUGOSLAVIA	3.40.06
48th	G. MUGLIANIS,	U.S.A.	3.41.08
49th	N. CIRULNICK,	U.S.A.	3.44.41
50th	J. JOSSE,	U.S.A.	3.56.14
51st	L. LYNCH,	IRELAND	4.01.01
52nd	T. JAKUS,	CANADA	5.23.42

TEAM RESULTS.

1st	CANADA	(2.3.9.11.13)	38 pts
2nd	ENGLAND	(1.5.17.23.24)	70 pts
3rd	U.S.A.	(4.7.14.26.28)	79 pts
4th	SWEDEN	(6.12.36.37.43)	134 "

\*\*\*\*\*

CLASS 2A (50-54)

1st	L. CARLSONN,	SWEDEN	2.45.55
2nd	A. RATELLE,	U.S.A.	2.46.07
3rd	D. HALL,	ENGLAND	2.47.38
4th	G. EKSTROM,	SWEDEN	2.49.28
5th	K. ROUTLEY,	AUSTRALIA	2.52.48
6th	T. KEMPF,	U.S.A.	2.54.16
7th	J. FITZGERALD,	ENGLAND	2.54.58
8th	R. PAPE,	ENGLAND	2.57.54
9th	J. TAYLOR,	U.S.A.	2.59.33
10th	P. AXELSON,	SWEDEN	3.01.15
11th	E. CALLHEIM,	SWEDEN	3.07.00
12th	J. SERRUYS,	BELGIUM	3.09.42
13th	A. NILSSON,	SWEDEN	3.09.50
14th	J. TRULL,	CANADA	3.10.53
15th	F. DEVLIN,	AUSTRALIA	3.12.19
16th	F. WIKSTROM,	SWEDEN	3.14.05
17th	J. MCINTYRE,	U.S.A.	3.19.09
18th	R. LABELLE,	U.S.A.	3.19.24
19th	W. JENKINS,	ENGLAND	3.19.32
20th	D. NEILL,	CANADA	3.22.14
21st	G. ENGLISH,	U.S.A.	3.22.56
22nd	S. ERIKSSON,	SWEDEN	3.22.59
23rd	H. BOGEMYR,	SWEDEN	3.31.38
24th	J. BALLENTINE,	CANADA	3.36.21
25th	A. MILLIGAN,	CANADA	3.38.27
26th	J. STORTZ,	CANADA	3.39.22
27th	K. LILJA,	SWEDEN	4.19.14
28th	M. MOAR,	U.S.A.	4.20.06
29th	G. PATTISON,	CANADA	4.29.57

MARATHON - CLASS 2A (50-54) CONT'D

30th	R. MORROW,	CANADA	4.38.32
------	------------	--------	---------

TEAM RESULTS.

1st	SWEDEN	(1.4.10)	15 pts.
2nd	U.S.A.	(2.6.9)	17 pts.
3rd	ENGLAND	(3.7.8)	18 pts.

\*\*\*\*\*

CLASS 2B (55-59)

1st	F. MCGRATH,	AUSTRALIA	(COR) 2.40.44
2nd	T. BUCKINGHAM,	ENGLAND	2.53.18
3rd	G. ANDERSON,	SWEDEN	2.56.11
4th	J. LAFFERTY,	U.S.A.	2.58.40
5th	J. CRICHTON,	ENGLAND	3.06.49
6th	T. BILL,	SWEDEN	3.07.34
7th	H. HUMPHREYS,	ENGLAND	3.10.24
8th	C. WARD,	CANADA	3.15.47
9th	T. CLARKE,	CANADA	3.17.55
10th	A. TUCKER,	ENGLAND	3.21.13
11th	E. OSBORN,	U.S.A.	3.23.24
12th	O. TESSEM,	NORWAY	3.26.30
13th	G. OLSSON,	SWEDEN	3.31.48
14th	T. BERGSTRAM,	SWEDEN	3.51.43
15th	A. SCHLOTT,	GERMANY	3.58.12
16th	P. MINCHIN,	SCOTLAND	4.14.40
17th	T. BEATTIE,	ENGLAND	4.17.05
18th	A. OJALA,	SWEDEN	4.21.06
19th	J. WARREN,	U.S.A.	4.46.42

TEAM RESULTS.

1st	ENGLAND	(2.5.7)	14 pts
2nd	SWEDEN	(3.6.13)	22 pts
3rd	U.S.A.	(4.11.19)	34 pts

\*\*\*\*\*

CLASS 3A (60-64)

1st	G. PORTEOUS,	SCOTLAND	(COR & WR) 2.51.17
2nd	J. WALL,	U.S.A.	3.02.11
3rd	D. LOGAN,	U.S.A.	3.20.00
4th	H. BRADDOCK,	U.S.A.	3.20.43
5th	D. HEINICKE,	U.S.A.	3.23.10
6th	H. FREDRIKSSON,	SWEDEN	3-53-50
7th	J. MURRAY,	CANADA	(CNR) 3.35.29
8th	H. BATTERHAM,	AUSTRALIA	3.43.11
9th	J. JENKINS,	U.S.A.	3.43.16
10th	M. HIETANEN,	FINLAND	4.10.14
11th	D. MASHARA,	JAPAN	5.01.23

TEAM RESULTS CLASS 3A, 3B and 4 COMBINED

1st	U.S.A.	(2.3)	5 pts
2nd	FINLAND	(10.13)	23 pts.
3rd	SWEDEN	(6.18)	24 pts

\*\*\*\*\*

CLASS 3B (65-69)

1st	E. LAIHO,	FINLAND	3.49.08
2nd	J. BOLE,	U.S.A.	3.52.41
3rd	W. STACK,	U.S.A.	3.53.13
4th	L. LAIHO,	FINLAND	3.54.42
5th	J. JAMIESON,	N. ZEALAND	3.55.17
6th	W. FREDERICK,	U.S.A.	4.00.12
7th	G. WIR,	SWEDEN	4.17.54
8th	K. KRISTAHN,	GERMANY	4.24.30
9th	E. PEACOCK,	ENGLAND	4.39.19

\*\*\*\*\*

CLASS 4 (70 and Over)

1st	G. VANG,	NORWAY	4.02.55
-----	----------	--------	---------

Number of non-finishers not known.

\*\*\*\*\*

OVERALL TEAM SCORES.

1st	CANADA	(3.7.8.15.16)	49 pts
2nd	ENGLAND	(1.2.10.18.25)	56 pts
3rd	U.S.A.	(9.14.17.21.26)	87 pts
4th	SWEDEN	(19.20.23.24.33)	119 pts
5th	AUSTRALIA	(11.13.45.62.68)	200 pts
6th	FINLAND	(4.5.12.41.164)	226 pts

CLASS 0W (30-39)

1st	D. GOOKIN,	U.S.A.	3.09.42
2nd	A. BOIES,	U.S.A.	3.26.49
3rd	E. THOMAS,	CANADA	3.30.42
4th	M. JACKSON,	CANADA	3.52.31
5th	T. LENNER,	U.S.A.	4.25.01

CLASS 1W (40-49)

1st	R. ANDERSON,	U.S.A.	3.17.34
2nd	H. GALLEZ,	BELGIUM	4.18.15

CLASS 2W (50 & Over)

1st	J. KAZDAN,	CANADA	4.48.28
-----	------------	--------	---------

## 25 KM.WALK CLASS 1A (40-44)

## WEATHER CONDITIONS - SEE MARATHON.

1st	R. THORPE,	ENGLAND	2.02.45.4	<u>CLASS 2B (55-59)</u>		
2nd	P. FARRELLY,	CANADA	2.07.32.0			
3rd	N. LINDBERG,	SWEDEN	2.07.35.8	1st	M. GOULD,	CANADA 2.19.33.0
4th	N. READ,	N. ZEALAND	2.08.29.0	2nd	A. SVENSON,	SWEDEN 2.24.21.4
5th	L. IRWIN	AUSTRALIA	2.12.10.0	3rd	K. HANNER,	NORWAY 2.27.45.6
6th	L. DUNSFORD,	ENGLAND	2.13.49.8	4th	D. JOHNSON,	U.S.A. 2.28.38.8
7th	J. TURNER,	ENGLAND	2.13.56.4	5th	J. BLINDBERG,	SWEDEN 2.31.47.0
8th	K. OHLANDER,	SWEDEN	2.14.42.8	6th	B. ERICSSON,	SWEDEN 2.59.49.2
9th	W. SMITH	AUSTRALIA	2.22.10.0			
10th	A. AMOROSA	U.S.A.	2.22.46.0	<u>CLASS 3A (60-64)</u>		
11th	C. KIRBY,	AUSTRALIA	2.23.40.4	1st	D. HORSLEY,	AUSTRALIA 2.29.33.6
12th	L. BOIES,	U.S.A.	2.30.22.4	2nd	J. MUELLER,	GERMANY 2.40.28.0
13th	R. FINE,	U.S.A.	2.34.03.0	3rd	E. SHARPE,	CANADA 2.42.20.0
14th	O. VANSANEN,	FINLAND	2.43.0.0.	4th	G. KNOX,	U.S.A. 3.19.36.4
15th	J. SCIMONE,	U.S.A.	2.43.57.2	5th	G. HUGHES,	CANADA 3.23.52.2
16th	R. LEAVER,	U.S.A.	2.43.32.6			
17th	J. FIELDS,	U.S.A.	2.49.13.0	<u>CLASS 3B (65-69)</u>		

CLASS 1B (45-49)

1st	A. OAKLEY,	CANADA	2.06.25.8	1st	S. SMITH,	ENGLAND 2.37.20.4
2nd	J. KELLY,	U.S.A.	2.13.47.4	2nd	L.O'NEIL,	U.S.A. 2.49.27.0
3rd	A. SCOTT,	SWEDEN	2.15.40.6	<u>CLASS 4 (70 and Over)</u>		
4th	I. BARBU,	U.S.A.	2.19.07.8	1st	A. ROBERTS,	ENGLAND 2.37.55.6
5th	R. NORBERG,	SWEDEN	2.46.56.2	2nd	A. THEOBALD,	AUSTRALIA 2.48.43.4
6th	R. JANSON,	SWEDEN	2.53.29.6	3rd	J. JENSEN,	DENMARK 3.06.35.4
7th	O. VINJE,	NORWAY	2.57.01.8	4th	W. KEELER,	ENGLAND 3.11.55.2
8th	B. MERRIMAN	CANADA	2.58.41.8			

TEAM CHAMPIONSHIP CLASSES 1A and 1B COMBINED.

1st	ENGLAND	(1.8.9)	18 pts
2nd	SWEDEN	(4.10.11)	26 pts
3rd	CANADA	(2.3.25)	30 pts
4th	U.S.A.	(7.12.14)	33 pts
5th	AUSTRALIA	(6.13.15)	34 pts

\*\*\*\*\*

CLASS 2A (50-54)

1st	W. SODERLUND,	SWEDEN	2.15.37.0
2nd	J. POTTAGE,	AUSTRALIA	2.16.47.4
3rd	R. MIMM,	U.S.A.	2.18.45.0
4th	D. MCMULLEN,	ENGLAND	2.28.59.8
5th	H. BARNES,	U.S.A.	2.33.16.6
6th	N. JANET,	S. AFRICA	2.34.26.4
7th	G. EASTWOOD,	ENGLAND	2.35.35.0
8th	A. GOTTLAT,	SWEDEN	2.35.36.0
9th	A. STURNI,	FRANCE	2.38.29.2
10th	O. FETTERSON,	SWEDEN	2.39.25.0
11th	G. CAVILL,	AUSTRALIA	2.40.22.4
12th	A. BRICENO ESP.	VENEZUELA	2.50.08.2
13th	T. ANDERSON,	SWEDEN	2.50.18.6

TEAM CHAMPIONSHIPS CLASSES 2A,2B,2A3B AND 4 COMBINED.

1st	SWEDEN	(1.5.10)	16 pts
2nd	U.S.A.	(3.8.11)	22 pts
3rd	AUSTRALIA	(2.9.19)	30 pts
4th	ENGLAND	(6.13.15)	34 pts
5th	CANADA	(4.21.30)	55 pts

\*\*\*\*\*

OVERALL TEAM CHAMPIONSHIPS FOR THECANADIAN DISTANCE WALKING CUP.

1st	ENGLAND	(1.8.9)	18 pts
2nd	CANADA	(2.3.16)	21 pts
3rd	SWEDEN	(4.10.11)	25 pts
4th	AUSTRALIA	(6.13.17)	36 pts
4th	U.S.A.	(7.14.15)	36 pts

"OTHER RESULTS"

There were more 'results' than just the times and distances. For example, we believe there was a whole lot of fun and a general feeling that it was worth doing.

But that's belief rather than knowledge, because to those of us behind the scenes, the problems were more obvious than the successes. So another 'result' was an awareness of the difficulties that arise in an event of this sort and some idea of how to avoid them. Naturally, we will pass this knowledge on as appropriate, but there are matters in which the competitors themselves can make a significant contribution and we, therefore, take this opportunity (our last) of sharing our experience with all of you.

June 1974

With much enthusiasm and some trepidation, an embryo control committee met to bring to actuality the project embarked on a year earlier by David Pain, Don Farquharson and the C.N.E., and on which much work had already been done by Don and Elwyn, with Ken Hignell already becoming administratively indispensable.

We were in trouble immediately. The C.N.E. track wasn't going to be available and you can't find a much more fundamental problem than that if you're putting on a track meet! We settled on Etobicoke and although the track surface eventually turned out to have some undesirable characteristic~,and we had headaches getting to and from it, perhaps our choice was justified after all. Obvious conclusion --- make certain of your track and location before you start!

Remainder of 1974

The complexities unfolded before us.

The structure and composition of the committee were in a state of flux.

In October we immersed Wal Sheppard in the creek in Sunnybrook and John Young began to get nasty ideas about the cross-country course.

Sources of money came in sight and so did ways of spending it.



About this time, we ran into the **professional/amateur** mess. To us, competition was only a means to the end of fitness, **providing** motivation to train and keep training. Certainly it also provided an emotional outlet to some intensely competitive sauls, whose performances were often wonderful and inspiring, but we were more interested in encouraging others to discover the personal benefits we had ourselves realised. How many 'fitness' buffs fell by the wayside for lack of a personal goal or of encouragement from others or of satisfaction in measurable achievements? As far as we were concerned, anyone over the age of forty wishing to stay fit and enjoy competition with his peers should be able to **do** so. How many fine athletes would like nothing better than to return to the track for fitness and enjoyment but were debarred from doing so? If rules were justified for open competition, must they be automatically applied to over-forty running?? Surely we can all make an effort to persuade amateur athletic governing bodies to withhold such regulations from our closed events, to which they are quite inappropriate. Perhaps a higher entry fee can be levied from non-cardholders.

The minutes of every meeting now ran into several pages.

Ken Twigg lassoed into Meet Directorship, causing a sigh of relief!

Meet organisation now being put on a sound legal footing.

Still **nowhere** to hold a banquet.

Still nowhere to run a marathon.

Meet being publicised around the world.

Christmas.

1975

A banquet hall chosen, which then became mysteriously unavailable.

And **so** on and so on. Reading our notes again now is an experience in itself!

Budget getting bigger. Accountant hired.

Not enough beds available on campus!

Closing date for entries set for July 1st. Now here's a point worth **discussing**. — Our administrative difficulties in the period of the meet arose in large part from our inexperience, but they were

gravely compounded by late entries. As of the closing date, only half the entries had arrived and the peak load of 300 entries in each of two successive days was still to come. Remember that these were multiple entries, with accommodation requests too. We finally had to cut off on July 11th and later refuse about 250. Even doing that, we almost **lost** the battle. So, for the sake of the next organisers and your fellow competitors — please — get in ahead of the closing date and don't leave it to someone else to do it on your behalf!

Then the scramble really began. We had failed to anticipate the volume of work, but willing hands carried us through. Then we nearly foundered again when faced with the physical presence of our visitors. Just names and numbers up to then, but now pouring in — all individual and different in so many unexpected ways, except three — you were healthy, happy and tolerant — we were saved !!!

Then, coming off the last bend, with the tape in sight, we were boxed in again. Having encountered every other imaginable and unimaginable situation in the preceding months, we were now enmeshed in international politics, with the entire nature of the meet threatened. So one last decision was necessary.

We would like to give you a full account of that decision, but since the matter is still 'sub judice', we must refrain from doing so. Suffice to say that the vote was influenced by long term considerations and that our decision will have been worth something only if those attending future meets do so as private human beings with a wish to contribute only their own fellowship and effort and do not bring with them political, nationalistic, biased or aggressive attitudes contrary to the spirit of the occasion. We may yet be able to look around in 20 years time and see that we have preserved the 'fitness and participation' value of age-group competition and so have set a worthwhile example.

As we said when you arrived:

Good luck to all of us!

*Don Ferguson*  
*Don O'Leary*  
*John McQuinn*  
*Doug Bennett*  
*Lane A. Buck*  
*Edmund Davies*  
*Shaun de' Oullan*  
*Yvette*  
*Ken O'Leary*  
*Ralph Long*  
*Leslie Brown*