



THE WORLD'S PREMIER MASTERS' TRACK & FIELD COMPETITION

September 6, 1995

Dear Athletes and Guests:

It was a pleasure to host you for the XI World Veterans Athletic Championships. As the world's premier track and field competition for masters athletes, it was the goal of the Organizing Committee not only to provide an outstanding competition, but to provide opportunities for socializing and fun, creating unforgettable memories.

The NYNEX Opening Ceremonies created a spectacular beginning, as more than 200 local singers and dancers and hundreds of athletes rushed on the field to join the incomparable Chubby Checker in the twist. Friends reacquainted themselves at the beer garden, one of the daily social hot spots and the "Banquet" at "The Pier" was a party that will long be remembered.

As for competition, more than 40 world records were broken at UB Stadium, the premier track and field stadium in the U.S. and a total of 55 world records were set at these Championships. Some highlights include Phillipa Raschker collecting 9 gold medals, the high jump competition between James Barrineau and Dwight Stones and the international marathon. Finally, the Organizing Committee was pleased to be the first WAVA host to secure a national broadcast to 41 million American homes on Prime Network, spreading the word about masters athletes and the excitement of WAVA.


The community of Western New York took great pride in hosting each of you. Buffalo is known as the "City of Good Neighbors". I hope you found our people to be friendly, hospitable and helpful and our facilities to be first class. We hope you will come back to Buffalo in the future and we hope to see you for a future sports competition in Western New York, one of the U.S. amateur sports capitals.

Sincerely,

WORLD VETERANS' ATHLETIC CHAMPIONSHIPS

Vito J. Borrello
Executive Director

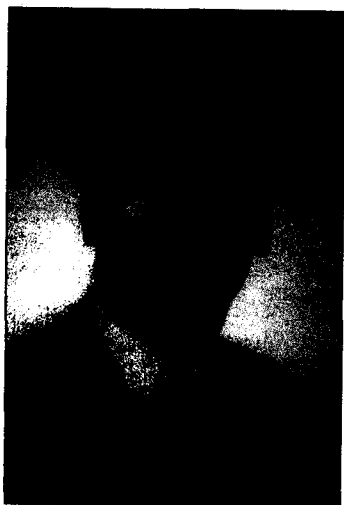
VJB:css



Thanks for being part of the XI World Veterans' Athletic Championships!


All of us in Western New York were proud to bring the XI World Veterans' Athletic Championships to Buffalo, just as we are proud of our city, its friendly residents and the hundreds of tireless, willing volunteers who made these Championships a reality.

We hope you enjoyed the events, and that you had some time to explore our city and the surrounding area. In the years to come, we hope to see you again to share the good times we had at the 11th World Veterans Championships.



Robert M. Greene

Robert M. Greene
Co Chairman



Neal V. Fatin III

Neal V. Fatin III
Co Chairman

WORLD ASSOCIATION OF VETERAN ATHLETES



WAVA OFFICIALS

OFFICIALS

President: Cesare Beccalli, Italy
Executive Vice President: Bob Fine, United States
Vice President (Stadia): vacant
Vice President (Non Stadia): Jacques Serruys, Belgium
IAAF Delegate: Cesar Moreno Bravo, Mexico
Secretary: Torsten Carlius, Sweden
Treasurer: Al Sheahen, United States
Past President: Don Farquharson, Canada
Women's Delegate: Hannelore Gushmann, Belgium
Delegates:

Africa: Pascal Mouassiposo Mackonguy
Asia: Hari Chandra
Europe: Wilhelm Koster
North & Central America: Rex Harvey
Oceania: Jim Blair
South America: Jorge Alzamora

Honorary Life Members:

Clem L. Green, New Zealand
Roland Jerneryd, Sweden
Alastair Lynn, Canada

XI WORLD VETERANS' ATHLETIC CHAMPIONSHIPS

Buffalo Organizing Committee

Co-Chairman: Neal Fatin III (TR Services)
Co-Chairman: Robert Greene
(Phillips, Lytle, Hitchcock, Blaine & Huber)
Executive Director: Vito J. Borrello
Advertising Chairman: John Webb (Crowley Webb)
Competition: Richard Barry
(State University of New York at Buffalo)
Financial Development: Burt P. Flickinger, Jr.
Hospitality Chairman: Dennis Murphy (InnVest Lodging)
Medical Chairman: Virginia Scahill (Cullen Scahill)
Operations/Volunteers: James Niemira
Public Relations Chairman: Robert Carr
(Carr Marketing Communications, Inc.)
Tourism Chairman: Chris Glynn (Maid of the Mist)
Transportation Chairman: Daryl Rasuli (NFTA)
Sponsorship Fundraising: Richard Gioia
(Gioia Management Inc.)
Stephen Banko III (Aide to the Mayor, City of Buffalo)
John Beishline
Mary DeMarchi (SponsorSource, Inc.)
John Garas (Hurwitz & Fine, P.C.)
Sandra Lubecki (Phillips, Lytle, Hitchcock, Blaine & Huber)

Karen Miranda

(Greater Buffalo Convention and Visitors Bureau)
Nelson Townsend (State University of New York at Buffalo)
Ken Vetter (WNY Amateur Sports Commission)
Clifford Wilson (State University of New York at Buffalo)

Competition Staff

Director of Competition: Richard Barry
Assistant Director: Barbara Sullivan
Venue Coordinator - Stadium I - Facility: David Adelizi
Venue Coordinator - Stadium I - Competition: Kevin Carriero
Stadium I - Equipment: Dave Borsuk
Venue Coordinator - Stadium II - Competition: Richard Bartha
Venue Coordinator - Stadium II - Competition: Dave Hartzell
Stadium II - Equipment: Patty Murphy
Venue Coordinator - Marathon: John Beishline
Venue Coordinator - Racewalk: Richard Bessel
Coordinator of Officials: Michael Bordonaro
Multi-Event and Wt. Pentathlon: James Garnham
Venue Coordinator-Cross Country-Facility: John Hunt
Coordinator - Scheduling and Results: John Montalbo
Venue Coordinator-Cross Country-Competition: Carl Roesch
Scoreboard: Donald Sauer
Multi-Events & Wt. Pentathlon: Patrick Wyatt
Announcing: Jack McMahon
Volunteers: Bridget Niland
Volunteers: E. J. Kiefer, II

Staff

Executive Director: Vito J. Borrello
Director of Operations and Volunteers: James Niemira
Executive Assistant: Carol Sweeney
Director of Marketing: Mary DeMarchi
Director of Housing: Marydel Gaiser-Bochnowich
Housing and Competition Assistant: Elizabeth Quinn
Grant Writing/Sponsorship Fulfillment: Diana Bley
Stadium I, Coordinator: William Breene
Stadium II, Non-Stadia Coordinator: Samuel Gang
Transportation Coordinator: John Hurst
Tickets/Ceremonies Coordinator: Tracy LeBlanc
Dormitory Coordinator: James Sarach
Venue Coordinator Alumni Arena: Kate Scaglione
Logistics Coordinator: John Siko
Competition: E. J. Kiefer, II
Receptionist and Switchboard Operator: Phyllis Phillips
Housing Clerical: Donna Raczynski

SPONSORS OF THE XI WORLD VETERANS' ATHLETIC CHAMPIONSHIPS

MAJOR SPONSORS

Burger King
Larry Smith Office
Marine Midland Bank
Millard Fillmore Health System
Moore
NYNEX
Oldsmobilers
Pepsi Cola Buffalo Bottling Corp.
Russer Foods
Underground Activewear™
Walden Galleria

SILVER MEDAL SPONSORS


Buffalo Hilton Hotel
Hyatt Regency Buffalo

BRONZE MEDAL SPONSORS

AmeriVox
Columbus McKinnon Corporation
Continental Airlines
National Fuel
Phillips, Lytle, Hitchcock, Blaine
and Huber
The Radisson Hotel & Suites
TR Services

MEDIA SPONSORS

Buffalo News
Empire Sports Network
News-Talk 930 WBEN
Penn Advertising
WGRZ-TV Channel 2
WIVB-TV News 4 Buffalo
WKBW-TV



BUSINESS DONORS

Benderson (Factory Outlet Mall)
Budget
Carr Marketing
Crowley Webb & Associates
Custom Pin & Design
Durham Staffing
Hart Hotels
InnVest Lodging
Micro Systems
Pratt & Lambert
Prime Office
Printing Prep Inc.
Stovroff & Taylor
The Travel Team/American Express
WHTT
WSJZ
Westwood Squibb

INDIVIDUAL DONORS

Mr. & Mrs. Richard Ahearn
Mr. & Mrs. Kenneth M. Alford
Mr. Robert S. Bargar
Mr. Thomas R. Beecher, Jr.
Melvin M. Brothman, MD
Mr. & Mrs. William R. Dann
Mr. Sal DeRosa
Mr. & Mrs. Gregory C. Ewert
John Fisher, MD
Mr. Burt P. Flickinger, Jr.
Mr. Richard Gioia
Mr. & Mrs. L.N. Hopkins III

Mr. Clinton F. Ivins, Jr.
Mr. & Mrs. Charles F. Kreiner
Mr. Randolph A. Marks
Ms. Karen Miranda
Mr. & Mrs. R. Thomas McClive
Mr. & Mrs. Robert L. Montgomery, Jr.
Mr. Dennis Murphy
Mr. Robert Salisbury
Mr. Kevin Sullivan
Dr. Mary L. Voorhees
C. Penn Wettlaufer

The XI World Veterans' Athletic Championships and the World Association of Veteran Athletes gratefully acknowledge all of the sponsors who have helped to make this event a success.

**XI WORLD VETERANS' CHAMPIONSHIP GAMES
BUFFALO, NEW YORK, USA
JULY 13-23 1995**

For two years, Buffalo had been preparing. Local businesses, the University, the Convention Bureau, staff, 4000 volunteers were ready. Moises Zemorano, 83 years old, from Chile, was the first competitor to arrive, a week early. Spanish speaking staff members had a chance to practice their language skills as they escorted him around and watched his preparations for competing in the 100m, 200m and long jump.

Day 1 - Thursday, July 13

The first day of the games was steaming hot. The temperature climbed to 94 degrees before midday. Three of the most grueling events challenged the participants.

In Stadium I on the University campus, the mens' Decathlon events were scheduled from 7 am to dusk. USA's Phil Mulkey, age 62, led the men with 4342 points at day's end. Phil is a world record holder, the 1994 master's athlete of the year and had competed in the 1960 Olympics.

In Stadium II the women were competing in Hephthalon events. Phillipa Raschker (48) of the USA, female master's athlete of the year for the past eight years, led the women with 3,658 points at the end of the day. Conceicao Geremais of Brazil led the 35-39 division and was second overall with 3,222 points.

Fifteen miles away at Akron Falls Park, a beautiful local area for hiking and camping, the Cross Country began. The first men's race was the 70 and Rune Bergman from Sweden earned the first gold of the games for men with a time of 43:20. His country's team also won the gold for this event. Despite the heat, Switzerland's Ursula Odermatt (55-59) had the best women's time of the day and the first gold with 31 minutes 37 seconds.

The morning took its toll as several runners were felled by the heat. By early afternoon 24 had been treated by the medics on the scene with the 10 most serious taken to area hospitals for further treatment for heat exhaustion (all but one were released later that day). After consultation with the WAVA medical director, executive director and officials, it was decided to postpone the remaining races until Monday at 7 a.m., hoping that an early start would be cooler for the runners.



Rune Bergman

Day 2 - Friday, July 14

The second day was still hot, but more comfortable due to the windy conditions. The Decathlon events concluded with a new world age group record holder. Dale Lance, USA, (55-59), finished with 8179 points and Phil Mulkey, USA, (60-64) was second overall with 8025 and still maintained the record for his age group.

The 246 athletes who participated were the largest group in the Games history. In the Hepthalon, Phillipa Raschker (48) succeeded in taking first overall with Friderun Kuemmerle-Valk, Germany, (50-54), second with 5592 and Renate Schaden (55) of Austria was third overall with 5415. The sixty women participating in this event were also the most ever.

Opening ceremonies were held that evening in front of a crowd of 10,000 spectators. The march of the participating athletes with their countries colors and costumes was exciting. Eighty-one countries and 5,335 athletes were registered, making it the second largest Championships after the 1993 games in Miyazaki, Japan. Ruth Anderson, 65, USA, who has participated in all eleven Veterans' Games had the honor of bearing the torch for the ceremonial flame. As she bent over to light the flame, a gust of wind blew the torch from her hands and set her sneakers on fire. Games personnel ran to her with fire extinguishers and put out the flame. Although she suffered some first degree burns on her feet and hands, after treatment, she returned to the stadium still excited about being a participant. The ceremonies, whose theme was "Still Rocking After All These Years", also included a cast of 700 local dancers and acrobats, flying Elvises parachuting into the stadium, Chubby Checker (the Twist King), and a spectacular fireworks display.



Day 3 - Saturday, July 15

Men and women competed in pole vault, discus, javelin and intermediate hurdles, as well as the 100m, 800m prelims, womens' 5k and men's 10k for the 65+ groups in the stadia. The heat was oppressive and scoreboards reminded the competitors to keep up their fluids. Gusty wind conditions also hampered the participants..

Robert Brown, a retired physical education teacher from England, has been a pole vaulter for 37 years. He had never competed outside of Europe. Today, at 63, he took the gold, clearing 11 feet, 5 inches with Chile's Tirso Figueroa, a close second. Figueroa, 60, is the holder of the South American record for his age group.

Janis Lasis, 56, a native of the former Russian republic of Latvia, considered to be the mostly highly regarded world competitor in the javelin, was surrounded by fans wanting autographs, pictures or just to shake his hand. Although he came in second today, his good friend and today's winner and record setter with a 182'2" throw, Larry Stuart of California, USA, had high praise for Lasis. In a interview with Allen Wilson of The Buffalo News, Stuart said "...no one can come close to what Janis has done in this sport. And no one ever will." Luis had

competed in four Olympic Games for the Soviet Union and was a medalist in three of them. His gold came in 1968 in Mexico when he threw for 297 feet.

Renate Vogen (51) of Germany set a new world record for her age group in the high jump at 5'1/4" (1.53m.) Marianne Hamm, also of Germany, set the new women's world record in the 65-69 discus with a throw of 98 feet 4 inches. Sheila Evans (W80) USA, set a record in the high jump (.88). In the men's pole vault, two records were set by Hans Langerqvist of Sweden, in the 55 group (4.15m) and by Ahti Pajunen (85) of Finland (1.90m).

Day 4 - Sunday July 16

In Niagara Falls, on the scenic Robert Moses Parkway, the men found the 20K Racewalk to be a challenge in the morning hours which began with cloudy skies and a cool breeze. The men's USA teams dominated all but the 55, 65 and 80 year old groups where Australia, Great Britain and Germany were the winners. The day got hotter and by the time of the women's 10k race, at 5:30 pm, the air was very humid. In the 35 year old group, there were twelve entries, the first eight had times under an hour and were all USA. Victoria Herazo led the pack with a 48:09. The times of the athletes showed little difference even though almost 60 years separated the youngest from the oldest winner. Olga Meyer, 67, of Germany, had a time of 1:05:01. Eighty-two year old Nora Wademo of Sweden had an excellent time of 1:26:34.

It was a big day for record setting. Eleven world age group records were set. For the women, Maria Espina (40) of Spain took the 400 IM Hurdles at 63.04; in the pole vault Petra Herrmann of Germany took the 35 year old group and Marie Claire LeJeune, France, the 40 age group. Carmen Karg (40) Germany set the record in the high jump (1.72m), Brunhilde Hoffman of Germany took the women's 55-59 100m with 13.41 seconds and Irene Obera, USA, a California school principal, took the record in the 60-64 100m with 13.51. Marge Allison, W50, beat her own record, set a week before at the US Championships in Lansing, Michigan, in the 100 meters. Corrie Roovers, of Holland, competed in the 55-59 age 300 IM Hurdles and set a record with 53.05 for 60-64 because she turned 60 at the beginning of the competition. For the men, the records set were Guido Mueller, Germany (55), in the 400 IM Hurdles, (58.92), Earl Fee, Canada (65) in the 300 IM Hurdles with a 45.71 and 93 year old Lamberto Ciccone of Italy in the discus with 22.06.

At the stadia, Phillipa Raschker (48) took two golds in the high jump and the pole vault. With all the excitement, the biggest applause of the day was for Asdrubal Capo (91) of Uruguay in the men's 100m when he crossed the line in 23.43 seconds. A great great grandfather, he has just been competing for 10 years and is a competition favorite.

5th Day - Monday July 17

This was a non-competition day except for the completion of the Cross-Country run at Akron Park for the 40 and 45 year old men's age group. The temperature was only slightly cooler as the athletes got an early start on the course. The men's best overall time was set by Australia's Grenville Wood, age 40, at 33 minutes, 25 seconds. He was followed by the team from Portugal, Joaquim Pereira (33:37), Francisco Ribeiro (33:46) and Luis L.SilvaPires (33:49).

Various WAVA committees met to review agenda items, while athletes and families shopped and toured local areas of interest. Visits were scheduled to Niagara Falls, the Chautauqua Wine Region as well as several cruises on the Niagara River. The shopping malls in the area were swamped with visitors who found USA prices to their liking. Sneakers, sporting goods, foodstuffs, drug store items were big attractions at the Malls and other shops.

In the evening, competitors, volunteers, and staff members gathered at the Village Beer and Wine Garden near the dormitories on the University campus. (Besides having a chance to socialize and meet people from all over, this area featured a local music group every night except for opening, closing and the banquet evenings.)

6th Day - Tuesday, July 18

Strong gusty winds prevailed. Little 84 year old Rosario Iglesias of Mexico looked like she was going to be blown away. A newspaper carrier for 55 years in hilly Mexico City, she only began to compete four years ago. This 4 foot 5 inch, 77 pound dynamo won the gold medal in the 800 meters for her age group easily in 4 minutes, 31.35 seconds. A star in her country, she made her international debut in Miyasaki two years ago where she took the gold in the 400m., silver in the 800 and 1500 and the bronze in the 200m. Her colleagues at work finance her trips and are excited by her enthusiasm and success.

83 year old Ivy Granstrom from Canada is a competitor that asks no favors. She is blind but that hasn't stopped her. She is accompanied by her guide Paul Hoerberigs who just keeps her going in the right direction. A week before these games, Ivy set age group records at the US National Championships in Lansing, Michigan in the 5000 and 1500 meter races. Today she was first in the 1500m with 1:19:09.10.

In the women's 200m, Margaret Allison took her second gold and record in the 50 year old group and Judit Forero Geona of Columbia (85-89) also set a record for her group with 69.28. Corrie Roovers of Holland ran the 80m Hurdles with the 55 group but since she turned 60 at the beginning of the games, her record set in the second heat will stand at 13.91 in that group. In the 70 year old group, Nina Naumenko of Russia set a world record in the 800m with 3:13.66.

In the men's 800m, Earl Fee (66) also set a world record of 2:14.33 for his age group. Peter Speckens of Germany became the record holder in the men's 60 shot put (15.42).

7th Day - Wednesday, July 19th

Over 3000 were on hand for the men's high jump competition. Dwight Stones of the USA has long dominated high jumping in the US. He had been a two time Olympic medalist and a 14 time world record holder. He also



Dwight Stones



James Barrineau

has been very active in promoting sports and doing clinics for youngsters. Today he hoped to set a new record and maybe even clear 7 feet. It was not to be, but for a few short minutes he held the new record at 6 feet nine and three quarters. James Barrineau, a National Guard Officer and a member of the US Olympic team in 1976, thrilled the crowd and himself by besting Dwight with a record for the men's 40 at 6 feet 11 inches.

Asdrubal Capo of Uruguay, the 91 year old who also took the men's 100m on Sunday, became the world's fastest man in his age group in the 200m. Hugh Adams, USA, set a new record in the men's 55-59 100m Hurdles at 15.21 seconds and Ross Carter, USA, 81, in the shot put tossed a record 37 feet 8 1/2 inches for his age group. Finland's Stig Racklund took the 55-59 triple jump record with 13.69m. Torsten VonWachenfeld of Sweden (65-69) set a record in the shot put with 14.71m.

Germany's Brunhilde Hoffman took the 55-59 women's 200m with a time of 28.40 seconds. Germany's Hanna Kiehr, 70, had a record shot put heave with 8.92m as did her teammate Sigrun Kofink, 60, with 12.52m. Colleena Blair of Holland got the gold and a record in the 80m Hurdles for the 65 age group with 17.35 seconds.

Phillipa Raschker, USA took two more golds in the 200m and 80m hurdles. Joyceln Harwood, 37, brought her meet total to three gold medals with two today in the 200 m and the 80m hurdles.

Wednesday night was the big social gala at The Pier, Buffalo's premier waterfront restaurant and nightclub. The theme was "Hands Across America" and featured the diversity of the country's cuisine and entertainment. Jousting matches and dancing engaged those who still wanted to compete, sailboat watching was for the more sedentary. Staff members, volunteers, competitors and their families enjoyed the event.




8th Day - Thursday July 20th

This was a non competition day, but the WAVA General Assembly held their meeting and chose Gateshead, England as the site of the 1999 games. (The next games will be in Durban, South Africa in 1997).

Daylong tours were available for those who wished to explore attractions within a hundred mile radius. Some went to Toronto while others visited the Glass Factory and wineries in the Corning, Finger Lakes area. Others took shorter tours or shopped or relaxed.

9th Day - Friday, July 21

Mary Thomas of Australia took the record in the women's 50-54 javelin with a 48.56m throw. Gerhard Schepe of Germany broke his own world record in the 80-84 javelin by 3 inches with a throw of 106 feet, 10 inches. Finland's Stig Racklund took the 55-59 long jump record with 20'10". Ana Edith Franco Acuna of Chile set the record in the women's 40-44 hammer throw at 140'2". Joan Stratton, the US national champion was second (124'2") Eva Gacs of Italy, a little 112 pounder who makes up for strength and size with terrific form and balance, threw 122 feet 2 inches for the bronze. Helen Searle of Australia set the new record for the women's 55 hammer throw with 45.86m. Australia's Ruth Frith, 85, set a new record in her group with an 18.26m hammer throw. She had already earned golds in the triple jump on Tuesday, the shot put on Wednesday and the long jump today. Jutta Schaefer of Germany (60) was also a record setter in the hammer throw with 46.04m. In the long jump, two records fell to women from Germany; Christaine Schmalbruch of Germany (55) achieved 4.82m and Paula Schneiderhan (70) jumped 3.62m.



Men and women also competed in the 5000 meter race walks. Douglas Fotheringham of Great Britain set a record with 27:41.83 in the 65 group. Len Creo, also of Great Britain took the 70 group with 29:37.86 and Reidar Jordell of Norway set the record for the 75 group with 33:17.05. For the women, world record holder Olga Meyer of Germany won the 65 group with 30:39.55 but did not surpass her previous best time. Margaret Walker, 70, of the USA had a 35:05.11 for a record.

10th Day-Saturday July 22nd

Vicky Bigelow of the US, competed in the 55 group but because she turned 60 at the beginning of the games, her time of 5:39.36 is now the record for the 60-64 1500m. Nina Naumenko of Russia set another record for the 70 age group in the 1500 with a 6:14.52. Mexico's little newscaster, Rosario Rocha Iglesias, captured her second and third gold medals in the 80-84, 400 and 1500 meters. Bill Dyer, USA, a former Buffalo native who still has family in the area, ran one of the most thrilling races of the day when he edged ahead of Panagiotis Gakis of Greece to win the gold medal in the 80-84 1500m. Dyer had taken the gold in the 1500 and the 800 a week before in Lansing, Michigan. Rod Dixon of New Zealand, who just turned 45 on the opening day of the championships, was competing in the 45-49 1500m group for the first time and took the gold. Dixon had won the 5000 meters on Wednesday and although it was his first Championships, he had previously been a bronze medalist in the Olympics in 1972 and 1976 in the 1500m.

The 400m finals were very exciting with five men and four women setting age group records. For the women, the records set were: Mary Libel, USA, (W45) had a new record with 56.82, Margaret Allison, Australia, (W50) ran a 58.51, Brunhilde Hoffman, Germany, (W55) 64.50 and Irene Obera (W60) 7.80. For the men, the records were: Ralph Gisler, Switzerland (M40) 48.10, Frederick Sowerby, USA, (M45) 50.72, Steve Robbins, USA, (M50) with 51.63, Ralph Romaine of Trinidad, (M60) with 53.88 and Earl Fee of Canada (M65) a 57.97.

Pre registration was held for 700 athletes who planned to compete in the Marathon on Sunday.



Phillipa Raschker tried for her ninth gold medal in these games but was delighted with the silver she earned behind Mary Libel in the 45-49 400m with both of them breaking the previous world record for this group.

The men's weight pentathlon was held as an official event for the first time in the games. Two hundred thirty-six men competed in the hammer throw, shot put, discus, javelin and weight throw. Peter Speckens of Germany, who previously held the world record for this event in the 55 year old group, competed and won in the 60-64 group with 4548 points.

In the men's long jump finals, Tapani Taavitisainen of Finland set a new record in the 50-54 group with 6.59 (w:1.6)

11th Day-Sunday, July 23rd

The last day of competition began with final registration of the marathoners at 4AM. The race began at 6AM in downtown Buffalo and crossed the Peace Bridge into Canada as a steady cool drizzle fell the first 13 miles for the leaders. It let up a little and then poured on the rest of the field, dampening their efforts. Eduardo Castellano, a 41 year old Venezuelan, led almost from the start and he won the men's gold medal in two hours, 30 minutes, 29 seconds. Portugal's Americ DeJesus Ferreira, 41 took a brief lead but Castellano overtook him and Ferreira finished second with 2:30:39, only 10 seconds separating them. Gerard Hendricks 40 of the Netherlands was third, followed by Felix Hernando-Nieto, 46, of Spain and Ivan Golob of Slovenia. For the women, Laura Luckert, 38, USA won the gold in 2.57.58 followed seven minutes later by Canada's Chantau Mercier (35).



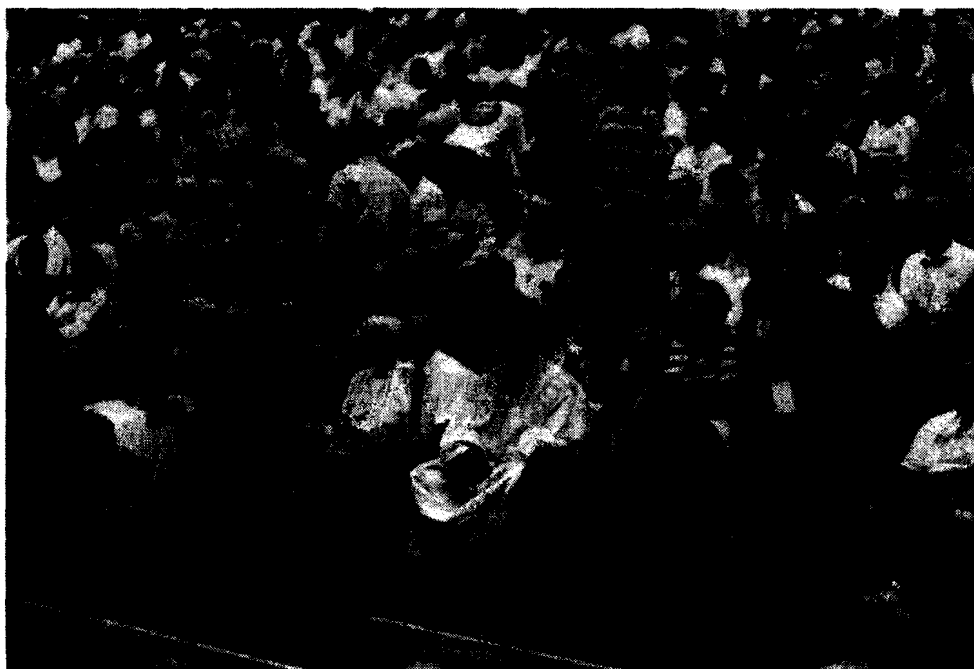
At the stadia the afternoon competition continued with several intermissions caused by the heavy rains. 114 women participated in the Weight Pentathlon and a Buffalo area woman, Dortha Swanson made a creditable showing, finishing 10th in the 55-59 year old group. Despite the weather, many records were set. In the 2K men's steeplechase, Eugene Keller from the USA (80-84) set a new record with 11:39.03. Five women relay teams earned records. In the 4x100, W50, the German team of Eriksen, Valk, Gallep, Behrendt had a time of 53.41, and the W70 record setters were also from Germany, Lorenz, Haule, Schneiderhan and Mangler. In the 4x400, W50, the German team of Seibert, Venn, Gallep, Valk won with 4:35.37, and in W60, the winners were the USA team of Freeman, Kerr, Hals, Obera (5:14.94) and the W70 winners were the Colombians, Fontan, deBerral, Lugo and Lires with 7:07.90. For the men, in the 4x100, the USA team (M50) of Fields, Bell, Jones and Robbins set the record with a time of 45.04 and the Japanese team (M80) of Morita, Okazaki, Tateishi, Suda took the record with a time of 1:05.75. In the men's 4x400, the only record was set by the 80-84 Japanese team of Yamada, Okazaki, Tateishi and Suda with a time of 6:54.86. The last three gentlemen had also been part of the record setting 4x100. In the women's relays, Gallep and Valk from Germany had been on both the record setting teams for the 50-54 group.

Phillipa Raschker (48) added two more medals in the 100m dash and the High Jump bringing her Games' total to 10, nine of them gold, the highest number of medals for any competitor in these games.

The wet weather shifted the musical segment of the closing ceremonies into the Alumni Arena at the University. Singer Maureen McGovern, Buffalo saxophone legend Bobbie Militello, members of the Buffalo Philharmonic Orchestra, and local dancers entertained thousands of athletes and visitors. The games came to an official close outside where the flame was extinguished, the flag passed to a representative from South Africa and the cloudy sky was filled with a massive fireworks display.

Post Script

The games are now over but the memories of the competitors, staff and volunteers and the thousands of others touched by the warmth, comraderie and courage of the athletes will not soon be forgotten.



**SIXTEEN
OF THE COMPETITORS
HAVE PARTICIPATED IN ALL ELEVEN
WAVA WORLD CHAMPIONSHIPS**

MEN

Reginald Austin (58) of Australia
Norbert Barth (75) of Germany
Hari Chandra (64) of Singapore
Philip Conley (60) of the USA
William Dunne (61) of Ireland
John James L. Dunsford (61) of Great Britain
Don Farquharson (70) of Canada

Robert Fine (64) of USA
Nolan Fowler (81) of the USA
Harry Roland Johannsson (67) of Sweden
Robert Mimm (70) of the USA
Hans Potsch (62) of Austria
Jack Stevens (78) of Australia
Jim Vernon (78) of USA

WOMEN

Ruth Anderson (65) of the USA

Isobel Saumier Cunningham (81) of Canada

WORLD RECORDS SET AT XI WAVA CHAMPIONSHIPS

100M	W50	13.04	Margaret Allison (Australia)
	W55	13.41	Brunhilde Hoffman (Germany)
	W60	13.51	Irene Obera (USA)
200M	M90	52.69	Asdrupal Capo (Uruguay)
	W50	26.56	Margaret Allison (Australia)
	W55	28.40	Brunhilde Hoffman (Germany)
400M	W85	69.28	Judit Forero Geona (Colombia)
	M40	48.10	Ralph Gisler (Switzerland)
	M45	50.72	Frederick Sowerby (USA)
	M50	51.63	Steve Robbins (USA)
	M60	53.88	Ralph Romaine (Trinidad & Tobago)
	M65	57.97	Earl Fee (Canada)
	W45	56.82	Mary Libel (USA)
	W50	58.51	Margaret Allison (Australia)
800M	W55	64.50	Brunhilde Hoffman (Germany)
	W60	67.80	Irene Obera (USA)
	M65	2:14.33	Earl Fee (Canada)
	W70	3:13.33	Nina Naumenko (Russia)
1500M	W60	5:39.96	Vicki Bigelow (USA)
	W70	6:14.52	Nina Naumenko (Russia)
2KM Steeplechase	M80	11:39.03	Eugene Keller (USA)
80M Hurdles	W60	13.91	Corrie Roovers (Netherlands)
	W65	17.35	Colleen Blair (New Zealand)
100M High Hurdles	M55	15.21	Hugh Adams (USA)
400 Hurdles	M55	58.92	Guido Mueller (USA)
	W40	63.04	Maria Espina (Spain)
300 Hurdles	M65	45.71	Earl Fee (Canada)
	W60	53.05	Corrie Roovers (Netherlands)
High Jump	M40	2.11	Jim Barrineau (USA)
	W40	1.72	Carmen Karg (Germany)
	W50	1.53	Renate Vogen (Germany)
	W80	.88	Shiela Evans (USA)
Pole Vault	M55	4.15	Hans Langerqvist (Sweden)
	M85	1.90	Ahti Pajunen (Finland)
	W35	3.00	Petra Herrmann (Germany)
	W40	3.00	Marie LeJeune (France)

WORLD RECORDS SET AT XI WAVA CHAMPIONSHIPS (continued)

Long Jump	M50	6.59	Tampani Toavitsainen (Finland)
	M55	6.35	Stig Backlund (Finland)
	W55	4.82	Christaine Schmalbruch (Germany)
	W70	3.62	Paula Schnederham (Germany)
Triple Jump	M55	13.69	Stig Backlund (Finland)
Shot Put	M60	15.42	Peter Speckens (Germany)
	M65	14.71	Torsten Von Wackenfeld (Sweden)
	M80	11.49	Ross Carter (USA)
	W60	12.52	Sigrun Kofink (Germany)
	W70	8.92	Hanna Kiehr (Germany)
Discus Throw	M90	22.06	Lamberto Cicconi (Italy)
	W65	29.98	Marianne Hamm (Germany)
Hammer Throw	W40	42.72	Ana Edith Acuna (Chile)
	W55	45.86	Helen Searle (Australia)
	W60	46.04	Jutta Schaefer (Germany)
	W85	18.26	Ruth Frith (Australia)
Javelin Throw	M80	32.56	Gerhard Schepe (Germany)
	W50	48.56	Mary Thomas (Australia)
4x100M Relays	M50	45.04	USA (Fields, Bell, Jones, Robbins)
	M80	1:05.75	JAP (Morita, Okazaki, Tateiski, Suda)
	W50	53.41	GER (Eriksen, Valk, Gallep, Behrendt)
	W70	68.72	GER (Lorenz, Haule, Schneiderhan, Mangler)
4x400M Relays	M80	6:54.86	JAP (Yamada, Okazaki, Tateiski, Suda)
	W50	4:35.27	GER (Seibert, Venn, Gallep, Valk)
	W60	5:14.94	USA (Freeman, Kerr, Hals, Obera)
	W70	7:07.90	COL (Fontan, deBernal, Logo, Lires)
5000 Race Walk	M65	27:41.83	Douglas Fotheringham (Great Britain)
	M70	29:37.86	Len Creo (Great Britain)
	M75	33:17.05	Reidar Jordell (Norway)
	W70	35:05.11	Margaret Walker (USA)
Decathlon	M55	8179	Dale Lance (USA)
	M60	8025	Phil Mulkey (USA)

Other records may be pending at the time of this printing.

COUNTRY ABBREVIATION LISTING

AFG-Afghanistan	GBR-Great Britain	OMA-Oman
NED-Netherlands	GEO-Georgia	PAK-Pakistan
ALB-Albania	GER-Germany	PAN-Panama
ALG-Algeria	GEQ-Equatorial Guinea	PAR-Paraguay
AND-Andorra	GHA-Ghana	PER-Peru
ANG-Angola	GRE-Greece	PHI-Philippines
ANT-Antigua	GRN-Grenada	PIP-Independent Participant
ARG-Argentina	GUA-Guatemala	PNG-Papua-New Guinea
ARM-Armenia	GUI-Guinea	POL-Poland
ARU-Aruba	GUM-Guam	POR-Portugal
ASA-American Samoa	GUY-Guyana	PPK-D.P.R. of Korea (North Korea)
AUS-Australia	HAI-Hawaii	PUR-Puerto Rico
AUT-Austria	HKG-Hong Kong	QAT-Qatar
AZE-Azerbaijan	HON-Honduras	ROM-Romania
BAH-Bahamas	HUN-Hungary	RSA-Republic of South Africa
BAN-Bangladesh	INA-Indonesia	RSA-Rep of S Africa
BAR-Barbados	IND-India	RUS-Russia
BEL-Belgium	IRI-Islamic Rep. of Iran	RWA-Rwanda
BEN-Benin	IRL-Ireland	SAM-Western Samoa
BER-Bermuda	IRQ-Iraq	SEN-Senegal
BHU-Bhutan	ISL-Iceland	SEY-Seychelles
BIZ-Belize	ISR-Israel	SIN-Singapore
BLR-Belarus	ITA-Italy	SLE-Sierra Leone
BOL-Bolivia	IVB-British Virgin Isl.	SLO-Slovenia
BOT-Botswana	JAM-Jamaica	SMR-San Marino
BRA-Brazil	JOR-Jordan	SOL-Solomon Islands
BRN-Bahrain	JPN-Japan	SOM-Somalia
BRU-Brunei	KEN-Kenya	SRI-Sri Lanka
BSH-Bosnia-Herzegovina	KGZ-Kyrgyzstan	SUD-Sudan
BUL-Bulgaria	KOR-Korea	SUI-Switzerland
BUR-Burkina Faso	KSA-Kingdom of Saudi Arabia	SUR-Suriname
CAF-Central African Rep.	KUW-Kuwait	SVK-Slovakia
CAN-Canada	KZK-Kazakhstan	SWE-Sweden
CAY-Cayman Islands	LAO-Laos	SWZ-Swaziland
CGO-People's Rep. of the Congo	LAT-Latvia	SYR-Syria
CGO-Congo	LBA-Libya	TAN-Tanzania
CHA-Chad	LBR-Liberia	TCH-Czech Republic
CHI-Chile	LES-Lesotho	TGA-Tonga
CHN-People's Rep. of China	LIB-Lebanon	THA-Thailand
CHN-China	LIE-Liechtenstein	TJK-Tajikistan
CIV-Ivory Coast	LTU-Lithuania	TKM-Turkmenistan
CMR-Cameroon	LUX-Luxembourg	TRI-Trinidad & Tobago
COK-Cook Islands	MAD-Madagascar	TOG-Togo
COL-Columbia	MAR-Morocco	TPE-Taipei
COL-Colombia	MAS-Malaysia	TRI-Trinidad and Tobago
CRC-Costa Rica	MAW-Malawi	TUN-Tunisia
CRO-Croatia	MDV-Maldives	TUR-Turkey
CUB-Cuba	MEX-Mexico	UAE-United Arab Emirates
CYP-Cyprus	MGL-Mongolia	UGA-Uganda
DEN-Denmark	MLD-Moldova	UKR-Ukraine
DJI-Djibouti	MLI-Mali	URU-Uruguay
DOM-Dominican Rep.	MLT-Malta	USA-United States
DOM-Dominican Republic	MON-Monaco	UZB-Uzbekistan
ECU-Ecuador	MOZ-Mozambique	VAN-Vanuatu
EGY-Arab Rep. of Egypt	MRI-Mauritius	VEN-Venezuela
ESA-El Salvador	MTN-Mauritania	VIE-Vietnam
ESP-Spain	MYA-Myanmar	VIN-St. Vincent and the Grenadines
EST-Estonia	NAM-Namibia	YEM-Yemen
ETH-Ethiopia	NCA-Nicaragua	YUG-Yugoslavia
EUN-Unified Team	NED-Netherlands	ZAI-Zaire
FIJ-Fiji	NEP-Nepal	ZAM-Zambia
FIN-Finland	NGR-Nigeria	ZIM-Zimbabwe
FRA-France	NIG-Niger	
GAB-Gabon	NOR-Norway	
GAM-The Gambia	NZL-New Zealand	

Name	Age	Country	Results	Name	Age	Country	Results	Name	Age	Country	Results	Name	Age	Country	Results
MEN 40				SEMI FINALS											
100 Meter Dash				Heat 1 Wind Reading: 1.0				Heat 5 Wind Reading: 2.4				Heat 2			
HEATS				1 Anders Mathiesen 40 DEN 11.24				1 Stephen Peters 42 GBR 23.34				1 Stephen Peters 42 GBR 52.31			
Heat 1 Wind Reading: 3.3				2 Rolf Gisler 41 SUI 11.27				2 Reinhard Michelchen 41 GER 24.24				2 Rick Easley 41 USA 52.39			
1 Walwyn Franklyn 42 GBR 11.32				3 Robert Bowen 43 USA 11.36				3 Thomas Mester 41 USA 24.74				3 Carlos Loiza Londono 44 COL 52.84			
2 Hisashi Jinzenji 44 JPN 11.60				4 Thomas Dickson 42 CAN 11.54				4 Alex Constantinou 44 USA 25.33				4 Bernd Kauer 41 GER 56.67			
3 Joseph Hehn 40 USA 11.89				5 Richard Thomas 42 USA 11.75				5 Melvyn Shaw 41 GBR 25.59				5 Robert Mark Davidson 40 CAN 58.02			
4 Zenewton Kluppel 41 BRA 12.03				6 Thomas Lester 41 USA 11.79				6 Phil Conzentino 40 USA 25.61				6 Cesar Luiz Silva 40 BRA 1:00.92			
5 Milton King 43 USA 12.86				7 Pershing Reid 44 USA 12.07				7 Craig Mavis 41 USA 27.27				7 Loretto Quattrin 43 ITA 1:01.37			
6 Robert Walker 43 USA 13.15				8 Rolf Leuenberger 41 SUI 12.16				- Bernard Germond 41 FRA DNF							
7 Harvey Greene 42 USA 15.54															
Heat 2 Wind Reading: 2.7				Heat 2 Wind Reading: -3.2				Heat 6 Wind Reading: 2.3				Heat 3			
1 Jesse Thomas 40 USA 10.87				1 Jesse Thomas 40 USA 11.45				1 Walwyn Franklyn 42 GBR 23.56				1 Jesse Thomas 40 USA 52.31			
2 Thomas A. Jones 41 USA 11.01				2 Walwyn Franklyn 42 GBR 11.46				2 Richard Thomas 42 USA 24.11				2 Andre Drutinus 40 FRA 52.41			
3 Thomas Dickson 42 CAN 11.38				3 Andre Drutinus 40 FRA 11.76				3 Thomas Dickson 42 CAN 24.12				3 Guy Marguin 40 FRA 53.38			
4 Morris T. Collins 43 USA 11.57				4 Luiz Antonio Fagundes 43 BRA 11.89				4 Hisashi Jinzenji 44 JPN 24.70				4 Michael Radiff 43 USA 54.06			
5 Giuseppe Moreo 44 ITA 12.51				5 Morris T. Collins 43 USA 11.97				5 Victor Ramondetta 40 AUS 24.73				5 Zenewton Kluppel 41 BRA 54.22			
6 Vladimir Mahankov 40 RUS 12.66				6 Philippe Carre 42 FRA 12.03				6 Kostic Killas 41 CAN 25.52				6 Fernando Bento 42 POR 54.87			
				7 Reinhard Michelchen 41 GER 12.08				7 Jim Geer 41 CAN 27.33				7 Edward McCalley 42 USA 58.37			
				8 Phil Conzentino 40 USA 12.14				8 Mark Lieberman 43 USA 30.58				8 Jay Kunzler 42 USA 59.19			
Heat 3 Wind Reading: 3.1				Heat 3 Wind Reading: 1.2				Heat 7 Wind Reading: 4.2				Heat 4			
1 Anders Mathiesen 40 DEN 10.94				1 Bill Collins 44 USA 11.15				1 Rolf Gisler 41 SUI 23.50				1 Ralph Penn 43 USA 52.61			
2 Thomas Lester 41 USA 11.55				2 Alasdair Ross 43 GBR 11.40				2 Andre Drutinus 40 FRA 24.28				2 Claudio Rapaccioni 41 ITA 53.83			
3 Pershing Reid 44 USA 11.82				3 Stephen Peters 42 GBR 11.41				3 Claudio Rapaccioni 41 ITA 24.38				3 Victor Ramondetta 40 AUS 54.76			
4 Martin Walter 40 GER 11.90				4 Edward Gonera 43 USA 11.66				4 Martin Lynch 43 AUS 24.86				4 James Whelan 41 USA 56.12			
5 Cassius Richards 40 CAN 12.26				5 Hisashi Jinzenji 44 JPN 11.83				5 Robert Cox 41 USA 24.99				5 Lowell Dewey 42 USA 1:08.65			
6 Stephen Baird 44 AUS 12.43				6 Eddie Mose 40 USA 11.91				6 Cassius Richards 40 CAN 25.59							
7 Barry Blake 40 USA 13.67				7 Thomas A. Jones 41 USA 11.98				7 Stephen Baird 44 AUS 26.39							
				8 Martin Lynch 43 AUS 11.99				8 Juan Carlos Goni Aramburu 43 ESP 28.05							
Heat 4 Wind Reading: 1.8				FINAL				SEMI FINALS				Heat 5			
1 Robert Bowen 43 USA 11.22				1 Bill Collins 44 USA 11.33				1 Stephen Peters 42 GBR 23.66				1 Alexander Poselenov 40 RUS 52.34			
2 Rolf Gisler 41 SUI 11.52				2 Jesse Thomas 40 USA 11.34				2 Bill Collins 44 USA 23.69				2 Thomas Dixon 43 RSA 54.31			
3 Robert Cox 41 USA 11.92				3 Rolf Gisler 41 SUI 11.48				3 Richard Thomas 42 USA 24.54				3 Jesse Norman 44 USA 54.59			
4 Jochen Meyer 42 GER 11.98				4 Anders Mathiesen 40 DEN 11.52				4 Thomas Dickson 42 CAN 24.60				4 Jean Claude Andre 40 FRA 54.83			
5 Victor Ramondetta 40 AUS 12.06				5 Walwyn Franklyn 42 GBR 11.61				5 Thomas Lester 41 USA 24.84				5 Luiz Antonio Fagundes 43 BRA 56.61			
6 Petzos Hatzipappas 40 GRE 12.18				6 Alasdair Ross 43 GBR 11.66				6 Reinhard Michelchen 41 GER 25.10				6 Geman Jorquera 43 CHI 56.80			
7 Yueh Feng 44 TPE 12.36				7 Stephen Peters 42 GBR 11.84				7 Victor Ramondetta 40 AUS 25.23				7 Charles Swanekamp 41 USA 58.80			
8 Cesar Luiz Silva 40 BRA 12.44				8 Robert Bowen 43 USA 12.13				8 Claudio Rapaccioni 41 ITA 25.28				- Robert Cox 41 USA DNF			
Heat 5 Wind Reading: 2.1				200 Meter Dash				Heat 1 Wind Reading: -5.1				Heat 6			
1 Richard Thomas 42 USA 11.55				HEATS				1 Stephen Peters 42 GBR 23.66				1 Jon Ireland 40 GBR 51.76			
2 Edward Gonera 43 USA 11.89				Heat 1 Wind Reading: 2.3				2 Bill Collins 44 USA 23.69				2 Michel Coutanceau 40 FRA 52.95			
3 Michael Fortunato 42 USA 12.34				1 Alasdair Ross 43 GBR 23.86				3 Richard Thomas 42 USA 24.54				3 Len Claassen 44 RSA 53.20			
4 Frederick D. Murrell III 42 USA 12.72				2 Keith Witherspoon 42 USA 24.59				4 Thomas Dickson 42 CAN 24.60				4 Eugene Van Kruchten 43 NED 53.94			
5 Rockdale Hudson 41 USA 12.73				3 Luiz Antonio Fagundes 43 BRA 24.64				5 Thomas Lester 41 USA 24.84				5 Alex Constantinou 44 USA 54.23			
6 William Krone 43 USA 12.88				3 Anthony Santos 44 USA 24.64				6 Reinhard Michelchen 41 GER 25.10				6 Mixalis Splagounias 43 GRE 59.61			
7 John Sullivan 44 USA 14.59				5 Eddie Mose 40 USA 25.35				7 Victor Ramondetta 40 AUS 25.23				7 Robert Rowland-Smith 43 AUS 1:01.10			
8 Joseph Germano 41 USA 22.87				6 Martin Walter 40 GER 25.56				8 Claudio Rapaccioni 41 ITA 25.28							
Heat 6 Wind Reading: 2.8				Heat 2 Wind Reading: -4.1				Heat 2 Wind Reading: -4.1				Heat 7			
1 Andre Drutinus 40 FRA 11.33				1 Alasdair Ross 43 GBR 23.86				1 Jesse Thomas 40 USA 23.36				1 Rolf Leuenberger 41 SUI 53.14			
2 Luiz Antonio Fagundes 43 BRA 11.53				2 Keith Witherspoon 42 USA 24.59				2 Rolf Gisler 41 SUI 23.41				2 David Cooke 40 GBR 53.56			
3 Martin Lynch 43 AUS 11.77				3 Luiz Antonio Fagundes 43 BRA 24.64				3 Joseph Caines 43 GBR 23.50				3 Albert Meier 42 SUI 54.48			
4 Phil Conzentino 40 USA 11.83				3 Anthony Santos 44 USA 24.64				4 Thomas A. Jones 41 USA 24.69				4 Akihiro Ono 43 JPN 56.06			
5 Rifar Deliu 44 ALB 12.05				5 Eddie Mose 40 USA 25.35				5 Keith Witherspoon 42 USA 24.81				5 Basil Carnie 44 RSA 57.94			
6 Geman Jorquera 43 CHI 12.52				6 Martin Walter 40 GER 25.56				6 Rolf Leuenberger 41 SUI 24.99				6 Hans-Peter Reimann 42 GER 1:01.30			
7 Humberto AquevequeRomero 42 CHI 12.67				7 Arno Roeser 43 AUT 26.02				Heat 3 Wind Reading: -5.7				Heat 8			
8 Jesse Norman 44 USA 12.87				8 Vladimir Mahankov 40 RUS 27.04				1 Anders Mathiesen 40 DEN 23.49				1 Clifton McKenzie 40 USA 50.19			
				Heat 2 Wind Reading: 3.2				2 Alasdair Ross 43 GBR 23.61				2 Jean Pierre Dassonville 40 FRA 53.43			
				1 Joseph Caines 43 GBR 23.30				3 Walwyn Franklyn 42 GBR 23.79				3 Geman Alonso 40 ESP 53.44			
				2 Philippe Carre 42 FRA 24.31				4 Andre Drutinus 40 FRA 24.61				4 Charles Smith 41 USA 55.31			
				3 Lalith Talagala 44 SRI 24.85				5 Philippe Carre 42 FRA 24.67				5 Roger Smith 44 VEN 57.03			
				4 Zenewton Kluppel 41 BRA 24.89				6 Luiz Antonio Fagundes 43 BRA 25.09				6 Jimmie Jones 44 USA 58.02			
				5 Thomas Rewolinski 41 USA 24.93				7 Lalith Talagala 44 SRI 26.31				7 Jeffery Knutson 42 USA 1:06.74			
				6 Joseph Hehn 40 USA 25.59				FINAL							
				7 Giuseppe Moreo 44 ITA 27.04				Wind Reading: -5.9				SEMI FINALS			
				8 John Drebus 44 USA 29.70				1 Rolf Gisler 41 SUI 22.74				Heat 1			
Heat 7 Wind Reading: 3.6				Heat 3 Wind Reading: 2.0				2 Jesse Thomas 40 USA 22.99				1 Rolf Gisler 41 SUI 51.11			
1 Stephen Peters 42 GBR 11.13				1 Anders Mathiesen 40 DEN 23.19				3 Anders Mathiesen 40 DEN 23.11				2 Edward Gonera 43 USA 52.09			
2 Alasdair Ross 43 GBR 11.19				2 Jesse Thomas 40 USA 23.90				3 Bill Collins 44 USA 23.11				3 Rolf Leuenberger 41 SUI 52.18			
3 Philippe Carre 42 FRA 11.64				3 Thomas A. Jones 41 USA 24.83				5 Walwyn Franklyn 42 GBR 23.40				4 Jon Ireland 40 GBR 53.11			
4 Eddie Mose 40 USA 11.78				4 Ismael F. Urbina Pereira 43 VEN 25.26				6 Stephen Peters 42 GBR 23.63				5 Carlos Loiza Londono 44 COL 53.74			
5 Juan Carlos Goni Aramburu 43 ESP 13.33				5 Geman Jorquera 43 CHI 26.20				7 Alasdair Ross 43 GBR 23.82				6 David Cooke 40 GBR 53.75			
6 Joseph Marino 44 CAN 13.97				6 Ratan Kumar Chowdhury 40 IND 27.27								7 Michael Radiff 43 USA 55.53			
7 Daniel Harris 42 USA 14.71				7 George Keegan 43 USA 28.48								8 Guy Marguin 40 FRA 56.98			
				8 Barry Blake 40 USA 29.07											
Heat 8 Wind Reading: 2.2				Heat 4 Wind Reading: 3.4				400 Meter Dash				Heat 2			
1 Bill Collins 44 USA 11.15				1 Bill Collins 44 USA 23.32				HEATS				1 Clifton McKenzie 40 USA 49.86			
2 Reinhard Michelchen 41 GER 11.52				2 Rolf Leuenberger 41 SUI 24.24				1 Rolf Gisler 41 SUI 52.31				2 Alexander Poselenov 40 RUS 51.39			
3 Rolf Leuenberger 41 SUI 11.69				3 David Ortman 42 USA 24.50				2 Edward Gonera 43 USA 52.86				3 Ralph Penn 43 USA 51.61			
4 Lalith Talagala 44 SRI 11.92				4 Charles Smith 41 USA 25.10				3 Reinhard Michelchen 41 GER 53.21				4 Michel Coutanceau 40 FRA 53.35			
5 Marek Nowicki 43 CAN 12.24															
6 Tyrone Gordon 43 USA 12.38															
7 Kerry Smith 41 CAN 13.79															

Name	Age	Country	Results	Name	Age	Country	Results	Name	Age	Country	Results	Name	Age	Country	Results
5 Len Claassen	44	RSA	53.67	6 Miguel Angel Ramos Figueroa	43	CHI	2:11.70	1,500 Meter Run				- Ray Curran	42	GBR	DNF
6 Jean Pierre Dassonville	40	FRA	53.68	7 Robert Mark Davidson	40	CAN	2:16.72	HEATS				FINAL			
7 Zenewton Kluppel	41	BRA	54.64	Heat 8				Heat 1				Heat 2			
Heat 3				1 Peter Mogg	40	JAM	2:02.01	1 Edmund Spinney	41	USA	4:09.78	1 Terence Brown	40	RSA	4:09.39
1 Stephen Peters	42	GBR	51.90	2 Christopher Stewart	41	AUS	2:02.33	2 Christopher Stewart	41	AUS	4:10.26	2 Bernhard Keller	40	GER	4:09.52
2 Jesse Thomas	40	USA	52.21	3 Eugene Van Kruchten	43	NED	2:03.07	3 Jerzy Mydlarz	40	POL	4:10.75	3 Scott Robertson	40	CAN	4:10.46
3 Rick Easley	41	USA	52.57	4 Caudio Della Ragione	41	SUI	2:03.99	4 James Pryde	42	USA	4:11.52	4 Vitor Querezana	44	BRA	4:13.67
4 Andre Druitinus	40	FRA	53.35	5 Norbert Eeckhout	43	FRA	2:15.55	5 Viktor Flenin	40	UKR	4:15.17	5 Joseph Lehmann	40	CAN	4:15.52
5 Claudio Rapaccioni	41	ITA	53.79	6 Roger Smith	44	VEN	2:18.38	6 Gordon Benfield	41	USA	4:15.70	6 Fred Chapman	43	CAN	4:15.53
6 German Alonso	40	ESP	54.20	7 Ron Hess	43	USA	2:19.10	7 Joel Hoffsmith	41	USA	4:21.35	7 Bernard Longecheud	43	FRA	4:17.54
7 Thomas Dixon	43	RSA	54.77	Heat 9				8 Besnik Godo	40	ALB	4:23.44	8 Wally Barnowski	40	USA	4:22.41
8 Eugene Van Kruchten	43	NED	55.37	1 Steve Wulf	41	USA	2:02.75	9 James Whelan	41	USA	4:32.44	9 Robert Brustad	42	USA	4:28.52
FINAL				2 Francisco GarciaLarranaga	44	ESP	2:04.64	10 Bob Perrak	44	USA	4:37.78	10 Ron Downey	43	USA	4:33.46
1 Rolf Gisler	41	SUI	48.10	3 Douglas Prendergast	44	CAN	2:14.66	11 Chuck Radis	42	USA	4:43.85	11 Mike Sellon	40	CAN	4:43.48
2 Clifton McKenzie	40	USA	48.79	4 Norman Creen	44	CAN	2:15.96	12 Mark Lieberman	43	USA	4:52.20	12 Scovill Fisher	41	CAN	4:52.50
3 Jesse Thomas	40	USA	49.92	5 Robert Walker	43	USA	2:17.71	13 Jeffery Knutson	42	USA	5:25.22	13 David Ward	43	USA	4:54.50
4 Stephen Peters	42	GBR	50.78	6 Gary Raby	42	USA	2:31.53	Heat 2				14 Robert Rowland-Smith	43	AUS	5:03.85
5 Alexander Poselenov	40	RUS	51.39	7 Harvey Greene	42	USA	2:52.23	1 Terence Brown	40	RSA	4:09.39	FINAL			
6 Ralph Penn	43	USA	51.57	- Brett Ryan	41	NZL	DQ	2 Bernhard Keller	40	GER	4:09.52	1 Barry Harwick	40	USA	15:08.80
7 Edward Goner	43	USA	54.69	Heat 10				3 Scott Robertson	40	CAN	4:10.46	2 Eduardo A. Castellano	41	VEN	15:12.77
800 Meter Run				1 Jon Ireland	40	GBR	2:01.71	4 Vitor Querezana	44	BRA	4:13.67	3 Marjan Krempl	40	SLO	15:14.01
HEATS				2 Jonathan Hancock	42	GBR	2:03.18	5 Joseph Lehmann	40	CAN	4:15.52	4 Juan Sousa Marquez	43	ESP	15:25.14
Heat 1				3 Bill Okerman	40	USA	2:03.32	6 Fred Chapman	43	CAN	4:15.53	5 Rick Becker	40	USA	15:32.31
1 Gonzalo Mendez Fraguas	40	ESP	2:07.17	4 Fernando Bento Baptista	42	POR	2:04.51	7 Bernard Longecheud	43	FRA	4:17.54	6 Gerard Fairley	41	GBR	15:38.11
2 Paul Straatman	44	NED	2:07.62	5 John Bower	44	NZL	2:19.45	8 Wally Barnowski	40	USA	4:22.41	7 Stan Clark	40	USA	15:41.11
3 John Molloy	44	AUS	2:07.64	6 Robert Rowland-Smith	43	AUS	2:20.79	9 Robert Brustad	42	USA	4:28.52	8 Charles McMullen	44	USA	15:41.81
4 Joseph Lehmann	40	CAN	2:10.03	7 Mark Lieberman	43	USA	2:21.35	10 Ron Downey	43	USA	4:33.46	9 Vitor Querezana	44	BRA	15:42.52
5 Oscar Rios Silva	40	COL	2:17.82	8 Zoltan Pepp	44	HUN	2:22.95	11 Mike Sellon	40	CAN	4:43.48	10 Tim Otis	40	USA	15:45.85
6 Jean Palierne	40	FRA	2:18.15	SEMI FINALS				12 Scovill Fisher	41	CAN	4:52.50	11 Rainer Muhlbberg	40	GER	15:47.21
Heat 2				Heat 1				13 David Ward	43	USA	4:54.50	12 Francisco Gravito Ribeiro	42	POR	15:50.18
1 Carlos Cabral	43	POR	2:02.42	1 David Wilcock	41	GBR	1:57.80	14 Robert Rowland-Smith	43	AUS	5:03.85	13 David Askin	40	NZL	15:53.60
2 Thomas Hartshorne	41	USA	2:03.41	2 Alexandre Gonzalez	44	FRA	1:58.16	Heat 2				14 Thomas Cushman	41	USA	16:01.97
3 Gordon Valiant	42	CAN	2:03.43	3 Steve Wulf	41	USA	1:58.66	1 Joaquim Pereira	41	POR	4:02.95	15 Lothar Guettel	40	GER	16:03.97
4 Donald Ryan	43	USA	2:11.41	4 Bernhard Keller	40	GER	1:58.83	2 David Wilcock	41	GBR	4:03.72	16 Terry Stanley	42	USA	16:08.64
5 Craig Mavis	41	USA	2:19.03	5 Carlos Loazia Londono	44	COL	1:59.67	3 David Wilcock	41	GBR	4:03.72	17 Seppo Nuolialho	41	FIN	16:11.52
6 Jeffery Knutson	42	USA	2:29.65	6 Christopher Stewart	41	AUS	2:03.19	4 Gerard Fairley	41	GBR	4:04.44	18 Stan Doyle	41	USA	16:12.64
Heat 3				7 Gordon Valiant	42	CAN	2:06.50	5 Stan Clark	40	USA	4:07.06	19 Philippe Cousin	40	FRA	16:13.82
1 Bernhard Keller	40	GER	2:04.48	8 Ramzil Gaifurdinov	40	RUS	2:10.25	6 Jean Paul Guetat	43	FRA	4:15.51	20 Vladimir Frolov	41	UKR	16:17.06
2 Len Claassen	44	RSA	2:05.00	Heat 2				7 Lawrence Krol	44	USA	4:15.90	21 Jonathan Kermiet	44	USA	16:18.08
3 Viktor Flenin	40	UKR	2:05.02	1 Peter Mogg	40	JAM	1:59.72	8 Vladimir Frolov	41	UKR	4:17.92	22 Robert Ohara	40	USA	16:20.21
4 Michel Claire	43	FRA	2:05.75	2 Jon Ireland	40	GBR	2:00.01	9 Gordon Valiant	42	CAN	4:26.47	23 Bob McCusker	42	USA	16:20.94
5 Luis Maiza	44	ESP	2:06.27	3 Gonzalo Mendez Fraguas	40	ESP	2:00.25	10 Brian Igoe	42	USA	4:29.45	24 Willem Liefers	40	NED	16:21.90
6 Steven Izzo	42	USA	2:12.53	4 Eugene Van Kruchten	43	NED	2:01.73	11 William Doherty	42	GBR	4:32.78	25 Mike Foley	40	USA	16:23.45
7 Jerry Feldhausen	44	USA	2:14.43	5 Thomas Hartshorne	41	USA	2:02.47	12 Jung-Hua Lee	40	TPE	4:33.74	26 Josef Hagemann	43	GER	16:26.84
Heat 4				6 Dave Reed	40	CAN	2:03.25	13 Jiri Urban	40	TCH	4:50.64	27 Roger Tumasonis	42	USA	16:28.75
1 David Wilcock	41	GBR	1:59.06	7 Jerzy Mydlarz	40	POL	2:04.18	14 Oscar Rios Silva	40	COL	4:59.86	28 Sador Mendez	43	USA	16:35.19
2 Alexandre Gonzalez	44	FRA	2:02.39	8 Francisco GarciaLarranaga	44	ESP	2:07.30	Heat 3				29 Juergen Wrieden	42	GER	16:36.56
3 Scott Robertson	40	CAN	2:03.61	Heat 1				1 David Wilcock	41	GBR	4:03.72	30 Daniel Ricardo	40	POR	16:43.40
4 Timothy Lane	42	RSA	2:03.99	1 Terence Brown	40	RSA	1:57.98	2 David Wilcock	41	GBR	4:03.72	31 Fred Chapman	43	CAN	16:43.71
5 James Whelan	41	USA	2:09.84	2 Carlos Cabral	43	POR	1:58.03	3 David Wilcock	41	GBR	4:03.72	32 Ewen Wilson	42	AUS	16:48.11
6 Loreto Quattrin	43	ITA	2:29.09	3 Bruce Frey	41	USA	1:59.16	4 Gerard Fairley	41	GBR	4:04.44	33 Christopher Peters	40	USA	16:52.08
Heat 5				4 Rick Easley	41	USA	2:00.31	5 Stan Clark	40	USA	4:07.06	34 Raymond Sipperly	40	USA	16:52.55
1 Bruce Frey	41	USA	2:01.28	5 Brett Ryan	41	NZL	2:02.29	6 Jean Paul Guetat	43	FRA	4:15.51	35 Lukas M. Barnard	40	RSA	16:54.89
2 Rick Easley	41	USA	2:01.97	6 Jonathan Hancock	42	GBR	2:02.56	7 Lawrence Krol	44	USA	4:15.90	36 Stuart Nice	41	GBR	16:59.92
3 Jerzy Mydlarz	40	POL	2:02.61	7 Bill Okerman	40	USA	2:02.89	8 Thomas Luxem, Dr.	41	GER	4:25.56	37 Augusto Da Silva Pires	43	POR	17:04.44
4 Tom Aspel	40	USA	2:04.20	8 Len Claassen	44	RSA	2:03.50	9 Ewen Wilson	42	AUS	4:27.64	38 Norbert Eeckhout	43	FRA	17:06.02
5 William Doherty	42	GBR	2:15.94	- Paul Straatman	44	NED	DNF	10 Steven Izzo	42	USA	4:32.55	39 Robert Brustad	42	USA	17:08.02
6 David Hartzell	42	USA	2:29.94	FINAL				11 Jay Gsell	43	USA	4:36.93	40 Besnik Godo	40	ALB	17:13.18
7 Kevin Griffith	41	USA	2:33.70	1 Terence Brown	40	RSA	2:06.75	12 Ronald Abate	42	USA	4:45.27	41 Mark McGarity	41	USA	17:14.20
Heat 6				2 David Wilcock	41	GBR	2:06.80	13 Gary Raby	42	USA	5:06.48	42 Jerry Holliday	41	CAN	17:15.10
1 Dave Reed	40	CAN	2:06.96	3 Carlos Cabral	43	POR	2:06.81	Heat 4				43 Alf Fjeldstad	44	NOR	17:19.07
2 Ramzil Gaifurdinov	40	RUS	2:07.58	4 Jon Ireland	40	GBR	2:07.63	1 Alexandre Gonzalez	44	FRA	4:07.47	44 Muya Wachira	44	CAN	17:22.50
3 German Alonso	40	ESP	2:07.98	5 Bernhard Keller	40	GER	2:07.80	2 Tom Aspel	40	USA	4:08.14	45 Philip Hinck	41	USA	17:22.86
4 Wally Barnowski	40	USA	2:08.17	6 Steve Wulf	41	USA	2:08.07	3 Roly McSorley	44	CAN	4:08.70	46 John Bower	44	NZL	17:27.49
5 Mixalis Splagounias	43	GRE	2:16.26	7 Peter Mogg	40	JAM	2:08.43	4 Harold Ketting	41	USA	4:10.38	47 William McMullen	42	USA	17:31.62
6 Muhammad Shafiq	41	PAK	2:20.36	8 Alexandre Gonzalez	44	FRA	2:10.01	5 Ramzil Gaifurdinov	40	RUS	4:11.42	48 Ted Paget	44	CAN	17:31.70
- Heinrich Eidenberger	42	AUT	DNF	Heat 3				6 Francisco GarciaLarranaga	44	ESP	4:16.03	49 Ron Downey	43	USA	17:34.01
Heat 7				1 Terence Brown	40	RSA	2:06.75	7 Jeffrey Stone	40	USA	4:24.12	50 Mike Sellon	40	CAN	17:34.20
1 Terence Brown	40	RSA	2:06.29	2 Carlos Cabral	43	POR	2:06.81	8 Thomas Luxem, Dr.	41	GER	4:25.56	51 Peter McGavin	44	NZL	17:50.56
2 Carlos Loazia Londono	44	COL	2:07.26	3 Bruce Frey	41	USA	1:59.16	9 Ewen Wilson	42	AUS	4:27.64	52 Jacques Laliberte	42	CAN	17:56.37
3 Patrick Allard	42	FRA	2:08.19	4 Rick Easley	41	USA	2:00.31	10 Steven Izzo	42	USA	4:32.55	53 Eurico Fernandes	43	POR	18:00.15
4 Lawrence Krol	44	USA	2:08.46	5 Brett Ryan	41	NZL	2:02.29	11 Jay Gsell	43	USA	4:36.93	54 Curtis Richardson	43	USA	18:06.07
5 Mikhail Makhonine	41	UKR	2:09.62	6 Jonathan Hancock	42	GBR	2:02.56	12 Ronald Abate	42	USA	4:45.27	55 Daniel Driskell	44	USA	18:09.17
Heat 8				7 Bill Okerman	40	USA	2:02.89	13 Gary Raby	42	USA	5:06.48	56 Gerard Murphy	41	IRL	18:15.84
1 Steve Wulf	41	USA	2:02.75	8 Len Claassen	44	RSA	2:03.50	Heat 5							
2 Francisco GarciaLarranaga	44	ESP	2:04.64	- Paul Straatman	44	NED	DNF	1 Carlos Cabral	43	POR	4:10.97				
3 Douglas Prendergast	44	CAN	2:14.66	FINAL				2 Jonathan Hancock	42	GBR	4:12.20				
4 Norman Creen	44	CAN	2:15.96	1 Terence Brown	40	RSA	2:06.75	3 Dave Reed	40	CAN	4:13.24				
5 Robert Walker	43	USA	2:17.71	2 David Wilcock	41	GBR	2:06.80	4 Caudio Della Ragione	41	SUI	4:14.71				
6 Gary Raby	42	USA	2:31.53	3 Carlos Cabral	43	POR	2:06.81	5 Lothar Guettel	40	GER	4:17.78				
7 Harvey Greene	42	USA	2:52.23	4 Jon Ireland	40	GBR	2:07.63	6 Roger Tumasonis	42	USA	4:22.64				
- Brett Ryan	41	NZL	DQ	5 Bernhard Keller	40	GER	2:07.80	7 James Terry	44	USA	4:30.36				
Heat 10				6 Steve Wulf	41	USA	2:08.07	8 Miguel Angel Ramos Figueroa	43	CHI	4:38.91				
1 Jon Ireland	40	GBR	2:01.71	7 Peter Mogg	40	JAM	2:08.43	9 Gerard Murphy	41	IRL	4:54.22				
2 Jonathan Hancock	42	GBR	2:03.18	8 Alexandre Gonzalez	44	FRA	2:10.01	10 Douglas Smith	43	CAN	5:01.43				
3 Bill Okerman	40	USA	2:03.32	Heat 3				11 Simon Jimenez	41	PER	5:06.23				
4 Fernando Bento Baptista	42	POR	2:04.51	1 Terence Brown	40	RSA	1:57.98	- Allan Muir	40	USA	DNF				
5 John Bower	44	NZL	2:19.45	2 Carlos Cabral	43	POR	1:58.03								
6 Robert Rowland-Smith	43	AUS	2:20.79	3 Bruce Frey	41	USA	1:59.16								
7 Mark Lieberman	43	USA	2:21.35	4 Rick Easley	41	USA	2:00.31								
8 Zoltan Pepp	44	HUN	2:22.95	5 Brett Ryan	41	NZL	2:02.29								

Name	Age	Country	Results
57 Scovill Fisher	41	CAN	18:40.69
58 Michael Webster	44	AUS	18:46.81
59 David Macphee	40	USA	19:02.54
60 Robert Eberhardt	40	USA	19:09.80
61 Jose Lopez Burgos	44	COL	19:11.98
62 Simon Jimenez	41	PER	19:15.98
63 Lorne Chapman	40	USA	19:21.25
64 Mark Lieberman	43	USA	19:22.21
65 Kevin Griffith	41	USA	19:30.20
66 Gary Raby	42	USA	19:30.25
67 Jonathan Holmes	43	AUS	19:46.58
68 Douglas Smith	43	CAN	20:03.06
69 Ian Francis Orr	44	AUS	20:16.35
70 Jan Jaworski	44	POL	20:17.38
71 Zoltan Pepp	44	HUN	20:35.13
72 Tsuneo Kuroda	42	JPN	21:32.35
73 Mike Curry	43	USA	22:21.01
74 Richard Englehart	42	USA	23:16.93
75 Gerald Buchholz	40	USA	24:10.82
Gordon Benfield	41	USA	DNF
Grenville Wood	40	AUS	DNF
Michael Rogers	40	USA	DNF

10,000 Meter Run

FINAL

1 Eduardo A. Castellano	41	VEN	31:32.60
2 Rainer Muhlborg	40	GER	32:06.04
3 Marjan Krempf	40	SLO	32:18.10
4 Rick Becker	40	USA	32:22.06
5 Tim Otis	40	USA	32:30.95
6 Charles McMullen	44	USA	32:39.13
7 Robert Ohara	40	USA	32:42.40
8 David Askin	40	NZL	32:51.66
9 Ivan Golob	40	SLO	32:54.77
10 Vitor Queranza	44	BRA	33:06.74
11 Thomas Cushman	41	USA	33:18.69
12 Sadot Mendez	43	USA	33:24.91
13 Ahmed Bendjeffell	42	FRA	33:35.32
14 Fernando Costa	43	POR	33:42.39
15 Seppo Nuolihaho	41	FIN	33:52.71
16 Hilario Anguiano Luna	44	MEX	34:08.11
17 Lukas M. Barnard	40	RSA	34:46.90
18 Ewen Wilson	42	AUS	34:59.46
19 Mark McGarity	41	USA	35:30.51
20 Bernard Guichonnet	42	FRA	35:37.05
21 Manuel Gama	43	USA	35:45.58
22 Timothy J. Breiner	43	USA	35:50.17
23 Karel Hovorka	44	TCH	36:03.01
24 Stewart Miyashiro	41	USA	36:13.01
25 Bernard Mercier	42	FRA	36:16.03
26 Jean Palieme	40	FRA	36:17.82
27 John Carlson	41	USA	36:30.12
28 Mario Lacchini	42	FRA	37:04.22
29 Daniel Nienaber	44	RSA	37:24.13
30 Frans De Waal	40	NED	37:31.48
31 Joseph Sikora	43	USA	37:41.34
32 Robert Shellington	41	CAN	37:45.08
33 Gerard Murphy	41	IRL	37:58.28
34 Raymond Sanchas	44	USA	38:09.04
35 Eurico Fernandes	41	POR	38:28.98
36 Neil McRae	43	NZL	38:33.24
37 Curtis Richardson	43	USA	38:57.82
38 John Dickey	41	USA	39:18.89
39 Robert Walker	43	USA	39:42.55
40 Keith Rüdler	42	USA	39:45.53
41 John O'Donnell	41	USA	40:19.11
42 Lars Andersson	44	SWE	43:49.81
43 Mike Curry	43	USA	47:58.30
Timo Uuksulainen	44	CAN	DNF
Harvey Greene	42	USA	DNF
Ian Francis Orr	44	AUS	DNF
Josef Hagemann	43	GER	DNF
Philip Hinck	41	USA	DNF
Gerard Fairley	41	GBR	DNF
Alf Fjeldstad	44	NOR	DNF
Epifanio Claros Pozo	43	BOL	DNF
Gerry Holliday	41	CAN	DNF

Name	Age	Country	Results
- Francisco Gravito			
- Ribeiro	42	POR	DNF
- Manuel EscriváMartinez	40	ESP	DNF

5,000 Meter Race Walk

FINAL

1 Warrick Yeager	41	USA	22:59.70
2 Claudio Penolazzi	40	ITA	23:13.79
3 Juergen Albrecht	42	GER	24:00.75
4 Nobuyoshi Muto	44	JPN	24:53.06
5 Pizangelo Fortunati	44	ITA	25:07.40
6 David Lawrence	40	USA	25:15.45
7 Curt Sheller	41	USA	25:30.65
8 Clyde Riddoch	41	AUS	25:32.62
9 Bernardo Zapata	41	CHI	25:43.19
10 Mario Renteria	41	MEX	26:01.62
11 Rene Corpataux	41	SUI	26:10.87
12 John P. Clifford	41	USA	26:35.10
13 Jose Yerman Vazquez Alba	43	MEX	29:53.15
14 Andrew Hecker	40	USA	30:15.52
15 Ron Winkler	44	USA	30:32.70
16 Niranjana Banerjee	44	IND	34:08.53
- Dave Gwyn	43	USA	DNF
- Antonio Egea	41	ESP	DNF
- Uriel Barrera Villa	40	CHI	DQ
- Daniel Brot	42	SUI	DQ
- Michel Jomini	44	SUI	DQ

110 Meter High Hurdles 39"

HEATS

Heat 1 Wind Reading: 0.6

1 Colin Williams	42	USA	15.00
2 Albert Meier	42	SUI	16.86
3 Gamini Weerasinghe	41	SRI	17.04

Heat 2 Wind Reading: 6.0

1 Robert Zahn	41	USA	15.44
2 Roland Hepperle	40	GER	16.55
3 Michael Radiff	43	USA	17.30
4 John Kaptrowski	40	USA	19.11
5 Jim Geer	41	CAN	19.25

Heat 3 Wind Reading: 2.4

1 Antonio Pina Florit	44	ESP	16.50
2 Jean Pierre Porcher	41	FRA	16.59
3 David Ortman	42	USA	16.86
4 Sergio Angulo	43	USA	17.99
- Istvan Filakovity	40	HUN	DNF

Heat 4 Wind Reading: 4.8

1 Nathan Robinson	43	USA	15.29
2 Dale Smith	41	USA	16.69
3 Eugene Nagdaev	40	RUS	17.09
4 Eric Miele	42	FRA	18.36
- Max Peyer	43	SUI	DNF

Heat 5 Wind Reading: 3.5

1 Nicolas Frylinck	40	RSA	15.05
2 Philip Mellfattrick	41	GBR	15.13
3 Jose-Luis Codera	40	ESP	16.59
4 James Cole	40	USA	18.68
- Conrad Burge	44	AUS	DNF

SEMI FINALS

Heat 1 Wind Reading: -6.7

1 Colin Williams	42	USA	15.45
2 Antonio Pina Florit	44	ESP	16.78
3 Robert Zahn	41	USA	16.79
4 David Ortman	42	USA	18.28
5 Sergio Angulo	43	USA	18.68
6 Gamini Weerasinghe	41	SRI	19.54
- Jean Pierre Porcher	41	FRA	DNF
- Dale Smith	41	USA	DNF

Heat 2 Wind Reading: -4.9

1 Nicolas Frylinck	40	RSA	16.03
2 Philip Mellfattrick	41	GBR	16.18
3 Nathan Robinson	43	USA	16.47

Name	Age	Country	Results
4 Michael Radiff	43	USA	17.07
5 Albert Meier	42	SUI	17.22
6 Roland Hepperle	40	GER	18.01
7 Jose-Luis Codera	40	ESP	18.17

FINAL

1 Colin Williams	42	USA	15.50
2 Nicolas Frylinck	40	RSA	16.19
3 Robert Zahn	41	USA	16.22
4 Philip Mellfattrick	41	GBR	16.51
5 Antonio Pina Florit	44	ESP	16.76
6 Nathan Robinson	43	USA	17.18
7 Michael Radiff	43	USA	17.66
8 David Ortman	42	USA	17.76

400 Meter Int Hurdles 36"

HEATS

Heat 1

1 Alexander Poselenov	40	RUS	59.66
2 Albert Meier	42	SUI	59.67
3 Claudio Rapaccioni	41	ITA	1:01.26
4 Jung-Hua Lee	40	TPE	1:04.57
5 Eric Miele	42	FRA	1:04.95
6 Sergio Angulo	43	USA	1:05.34

Heat 2

1 Mike Pannell	41	USA	1:01.78
2 Louis Nel	44	RSA	1:02.43
3 Robert Lawson	42	GBR	1:03.07
4 Mixalis Spilagounias	43	GRE	1:07.65

Heat 3

1 Horace Hudson	42	USA	1:01.71
2 Gamini Weerasinghe	41	SRI	1:02.27
3 Michael Radiff	43	USA	1:03.76
4 Istvan Filakovity	40	HUN	1:05.45
5 Charles Swanekamp	41	USA	1:07.06

Heat 4

1 Keith Witherspoon	42	USA	1:02.56
2 Dale Smith	41	USA	1:03.40
3 Andrew Hecker	40	USA	1:07.09
4 Basil Carnie	44	RSA	1:07.18
5 Jaak Turro	43	EST	1:11.75

Heat 5

1 David Ortman	42	USA	1:00.95
2 Guy Marguin	40	FRA	1:00.99
3 Russell Jacquet-Acea	42	USA	1:02.32
4 Jim Geer	41	CAN	1:04.76
5 James Cole	40	USA	1:06.52
6 Alain Tirmarche	41	FRA	1:06.78

SEMI FINALS

Heat 1

1 Guy Marguin	40	FRA	59.94
2 Albert Meier	42	SUI	1:00.03
3 Russell Jacquet-Acea	42	USA	1:00.05
4 Alexander Poselenov	40	RUS	1:00.24
5 Robert Lawson	42	GBR	1:04.17

Heat 2

1 Mike Pannell	41	USA	1:01.40
2 Horace Hudson	42	USA	1:01.77
3 Louis Nel	44	RSA	1:01.85
4 Jim Geer	41	CAN	1:05.12
5 Jung-Hua Lee	40	TPE	1:05.40
6 Dale Smith	41	USA	1:08.04

Heat 3

1 Keith Witherspoon	42	USA	1:00.62
2 Claudio Rapaccioni	41	ITA	1:00.68
3 David Ortman	42	USA	1:00.74
4 Gamini Weerasinghe	41	SRI	1:02.88
5 Michael Radiff	43	USA	1:08.87

FINAL

1 Mike Pannell	41	USA	56.77
2 Albert Meier	42	SUI	56.92
3 Alexander Poselenov	40	RUS	57.19
4 Keith Witherspoon	42	USA	58.63
5 Guy Marguin	40	FRA	1:00.31

Name	Age	Country	Results
6 Claudio Rapaccioni	41	ITA	1:00.32
7 Horace Hudson	42	USA	1:01.23
- Russell Jacquet-Acea	42	USA	DNF

3,000 Meter Steeplechase

FINAL

1 John Greig Underwood	40	USA	9:44.98
2 Patrick Allard	42	FRA	9:49.56
3 Michel Claire	43	FRA	9:52.93
4 Clay Stenberg	41	USA	10:01.36
5 Joaquim Pereira	41	POR	10:12.04
6 Frederick Robbins	40	CAN	10:29.78
7 Tim McMullen	42	USA	10:31.20
8 Stuart Nice	41	GBR	10:34.63
9 Juan Sousa Marquez	43	ESP	10:41.14
10 Roger Gutzwiller	42	USA	10:51.56
11 Geoff Holden	41	AUS	11:00.23
12 Brent Ayer	40	USA	11:20.46
13 Steve Ottaway	42	USA	11:22.85
14 Jose L. Guedes Marques	44	POR	11:23.82
15 Philip Hinck	41	USA	11:28.17
16 Chuck Radis	42	USA	11:32.23
17 William Weigel	44	USA	11:33.15
18 Jose Cunha	41	POR	11:34.91
19 James Cole	40	USA	11:48.16
20 Peter McGavin	44	NZL	11:52.07
21 Neil McRae	43	NZL	11:57.03
22 Douglas Smith	43	CAN	12:48.84
- Brett Ryan	41	NZL	DNF

4x100 Meter Relay

1 Great Britain	43.01
Walwyn Franklyn	42
Joseph Caines	43
Stephen Peters	42
Alasdair Ross	43
2 United States	43.74
Richard Thomas	42
Thomas A. Jones	41
Robert Bowen	43
Jesse Thomas	40
3 France	44.68
Jean Pierre Dassonville	40
Guy Simon	47
Pierre Marguin	40
Andre Drutinus	40
4 Canada	44.76
George Kenins	43
Harold Isao Morioka	52
Thomas Dickson	42
Robert Zimmerman	48
5 Russia	45.66
Alexander Poselenov	40
Vadim Marshov	56
Anatoly Bobrov	45
Leonid Baiborodin	48
6 Germany	45.76
Martin Walter	40
Thomas Hoener	41
Reinhard Michelchen	41
Klaus-Peter Neundorf	40
7 Republic of South Africa	46.35
Terence Brown	40
Thomas Dixon	43
Basil Carnie	44
Len Claassen	44
8 Australia	47.57
Graeme Noden	57
Victor Ramondetta	40
Stephen Baird	44
Martin Lynch	43

Name	Age	Country	Results	Name	Age	Country	Results	Name	Age	Country	Results	Name	Age	Country	Results
4 Jeffrey Watry		USA	6642	10 Julian Pelka		POL	5718	16 Robert Doran		USA	5340	22 Basil Carnie		RSA	4872
100	13.22	534	w:-5.3	100	12.85	599	w:-5.3	100	13.75	446	w:-8.5	100	12.78	612	w:-4.7
LJ	5.95m	743	w: NWI	LJ	6.16m	797	w: NWI	LJ	5.92m	734	w: 5.4	LJ	5.46m	619	w: 4.9
SP	11.20m	599		SP	10.30m	540		SP	8.11m	401		SP	9.72m	504	
HJ	1.88m	915		HJ	1.64m	670		HJ	1.70m	731		HJ	1.55m	585	
400	56.21	692		400	58.69	596		400	58.23	613		400	57.55	639	
110HH	16.46	807	w: 5.4	110HH	18.78	571	w: 7.0	110HH	17.65	681	w: 7.0	110HH	20.20	447	w: 7.0
DT	33.12m	526		DT	30.52m	475		DT	26.00m	386		DT	25.48m	376	
PV	3.30m	560		PV	2.70m	381		PV	2.50m	326		PV	2.40m	298	
JT	41.30m	571		JT	47.74m	685		JT	35.82m	476		JT	26.32m	315	
1500	4:52.86	695		1500	5:47.13	404		1500	5:19.09	546		1500	5:32.25	477	
5 Michael Hill		USA	6404	11 Arno Roeser		AUT	5716	17 Laszlo Csaranko		HUN	5100	23 Melvyn Embree		USA	4832
100	12.61	643	w:-4.7	100	12.93	586	w:-2.6	100	13.72	451	w:-8.5	100	12.98	576	w:-5.3
LJ	6.22m	814	w: 5.1	LJ	6.15m	795	w: 2.9	LJ	5.52m	632	w: 6.2	LJ	4.83m	469	w: NWI
SP	11.46m	615		SP	8.95m	454		SP	10.20m	534		SP	9.15m	467	
HJ	1.70m	731		HJ	1.61m	636		HJ	1.64m	670		HJ	1.85m	887	
400	55.78	709		400	56.12	696		400	1:05.26	372		400	1:01.90	480	
110HH	15.83	878	w: 5.4	110HH	17.95	651	w: 7.0	110HH	18.80	569	w: 1.6	110HH	17.36	711	w: 1.6
DT	36.24m	589		DT	27.08m	407		DT	29.06m	446		DT	22.60m	321	
PV	NH	0		PV	2.90m	439		PV	3.00m	467		PV	2.40m	298	
JT	48.12m	692		JT	37.94m	513		JT	41.80m	580		JT	28.26m	348	
1500	4:46.77	733		1500	5:20.34	539		1500	5:52.44	379		1500	6:16.87	275	
6 Jean Pierre Porcher		FRA	6319	12 Antonio Pina Florit		ESP	5685	18 Johan Allers		RSA	5088	24 Gerard Demontigny		FRA	4820
100	13.42	501	w:-8.5	100	12.23	717	w:-4.7	100	13.35	513	w:-5.3	100	13.96	413	w:-5.7
LJ	5.40m	604	w: 5.0	LJ	5.15m	544	w: 3.7	LJ	4.77m	455	w: NWI	LJ	4.95m	496	w: NWI
SP	11.85m	640		SP	10.18m	533		SP	10.09m	527		SP	11.70m	631	
HJ	1.82m	850		HJ	1.58m	610		HJ	1.52m	552		HJ	1.43m	472	
400	58.91	587		400	58.33	609		400	58.87	589		400	1:04.75	387	
110HH	15.97	862	w: 7.0	110HH	16.31	823	w: 7.0	110HH	20.07	457	w: 1.6	110HH	20.35	434	w: 5.7
DT	36.08m	585		DT	36.40m	592		DT	31.12m	487		DT	30.64m	477	
PV	3.30m	560		PV	2.70m	381		PV	2.70m	381		PV	3.40m	590	
JT	45.40m	644		JT	35.10m	464		JT	42.72m	596		JT	38.76m	527	
1500	5:30.50	486		1500	5:45.42	412		1500	5:21.74	531		1500	5:49.44	393	
7 Nicholas Phipps		GBR	6308	13 Ronald Cameron		USA	5632	19 Hans Ercklentz		GER	5084	25 Michael Sayers		USA	4687
100	12.77	614	w:-4.7	100	13.77	444	w:-6.2	100	13.02	569	w:-4.8	100	13.98	412	w:-4.8
LJ	5.80m	704	w: 2.7	LJ	5.70m	679	w: 2.9	LJ	5.51m	630	w: 1.8	LJ	5.03m	514	w: 2.7
SP	12.91m	709		SP	10.53m	556		SP	8.64m	435		SP	8.22m	408	
HJ	1.61m	636		HJ	1.67m	696		HJ	1.52m	552		HJ	1.46m	496	
400	59.32	572		400	57.79	630		400	1:00.15	542		400	1:03.22	436	
110HH	16.58	794	w: 5.4	110HH	18.41	607	w: 7.0	110HH	18.97	553	w: 1.6	110HH	21.79	324	w: 5.4
DT	39.28m	650		DT	31.62m	496		DT	26.20m	390		DT	29.96m	464	
PV	3.60m	654		PV	3.10m	498		PV	2.90m	439		PV	3.40m	590	
JT	43.24m	605		JT	39.00m	531		JT	35.70m	474		JT	43.84m	616	
1500	5:54.44	370		1500	5:28.76	495		1500	5:27.72	500		1500	5:42.29	427	
8 Thomas Hoener		GER	5951	14 Russell Jacquet-Acea		USA	5609	20 Joachim Ebener		GER	5068	26 Richard Watson		USA	4650
100	12.30	703	w:-2.6	100	12.72	624	w:-5.7	100	13.86	430	w:-4.7	100	15.20	244	w:-5.3
LJ	6.17m	802	w: 5.3	LJ	5.61m	655	w: NWI	LJ	5.19m	552	w: 2.2	LJ	4.84m	471	w: NWI
SP	10.35m	544		SP	8.06m	398		SP	10.88m	578		SP	9.91m	516	
HJ	1.58m	610		HJ	1.43m	472		HJ	1.52m	552		HJ	1.46m	496	
400	56.51	680		400	55.33	728		400	1:03.32	433		400	1:04.48	396	
110HH	17.87	659	w: 5.4	110HH	17.06	742	w: 1.6	110HH	20.75	401	w: 5.7	110HH	20.48	424	w: 5.4
DT	29.16m	448		DT	25.02m	367		DT	33.82m	540		DT	34.50m	554	
PV	2.50m	326		PV	3.20m	527		PV	3.40m	590		PV	3.00m	467	
JT	37.96m	514		JT	38.00m	514		JT	43.36m	608		JT	43.34m	607	
1500	4:57.99	665		1500	5:12.51	582		1500	5:51.43	384		1500	5:32.63	475	
9 Wayne Dubose		USA	5922	15 Per Kofoed-Nielsen		DEN	5570	21 Kelly Meares		USA	4985	27 Clyde Riddoch		AUS	4599
100	13.04	565	w:-4.8	100	13.31	518	w:-4.8	100	13.55	480	w:-5.3	100	14.75	301	w:-8.5
LJ	5.29m	576	w: 3.0	LJ	5.56m	644	w: 4.8	LJ	5.45m	615	w: NWI	LJ	4.98m	502	w: 5.3
SP	10.07m	526		SP	8.56m	430		SP	9.40m	483		SP	9.14m	466	
HJ	1.58m	610		HJ	1.67m	696		HJ	1.61m	636		HJ	1.49m	528	
400	57.43	644		400	58.39	607		400	1:03.08	441		400	1:01.05	510	
110HH	17.66	681	w: 1.6	110HH	18.68	580	w: 7.0	110HH	19.29	525	w: 5.7	110HH	20.37	432	w: 5.4
DT	31.14m	487		DT	25.04m	368		DT	27.94m	424		DT	31.80m	500	
PV	3.20m	527		PV	3.00m	467		PV	3.00m	467		PV	2.80m	197	
JT	48.72m	702		JT	45.90m	652		JT	34.04m	446		JT	37.68m	509	
1500	5:08.44	604		1500	5:07.81	608		1500	5:33.88	468		1500	4:59.80	654	

Name	Age	Country	Results	Name	Age	Country	Results	Name	Age	Country	Results	Name	Age	Country	Results
28 Bernard Germond		FRA	4590	34 Andrew Hecker		USA	4320	40 Reinhard Metelmann		GER	2794	46 Solomon Mohanath		IND	1504
100	13.60	471	w:-5.7	100	14.19	379	w:-6.2	100	14.43	346	w:-2.6	100	14.95	275	w:-8.5
LJ	5.30m	580	w: NWI	LJ	5.37m	595	w: 3.1	LJ	4.77m	455	w: 2.3	LJ	4.27m	346	w: 6.7
SP	8.60m	432		SP	6.24m	284		SP	10.65m	563		SP	9.47m	487	
HJ	1.46m	496		HJ	1.55m	585		HJ	1.52m	552		HJ	1.34m	396	
400	59.74	557		400	1:00.45	531		400	1:05.25	372		400		0	
110HH	22.15	299	w: 5.7	110HH	19.59	499	w: 5.7	110HH	DNF	0		110HH	NT	0	
DT	25.02m	367		DT	19.34m	260		DT	32.12m	506		DT	ND	0	
PV	2.60m	352		PV	2.30m	273		PV	NH	0		PV	NH	0	
JT	36.02m	480		JT	27.88m	341		JT	ND	0		JT	ND	0	
1500	5:17.13	556		1500	5:14.10	573		1500	NT	0		1500	NT	0	
29 Philip Mulkey		USA	4558	35 Hildebrand Geis		GER	3798	41 Frans Van Der Ham		NED	2070	47 Serge Zharikov		RUS	928
100	13.96	413	w:-2.6	100	13.28	523	w:-4.7	100	12.47	671	w:-4.8	100	14.18	380	w:-4.8
LJ	5.28m	574	w: 6.1	LJ	5.08m	527	w: 4.8	LJ	6.21m	811	w: 3.3	LJ	5.17m	548	w: 1.7
SP	10.19m	534		SP	9.36m	481		SP	11.03m	588		SP	ND	0	
HJ	1.37m	419		HJ	1.55m	585		HJ	NH	0		HJ	NH	0	
400	1:02.86	448		400	1:01.72	487		400		0		400		0	
110HH	20.62	412	w: 5.4	110HH	19.94	468	w: 5.7	110HH	NT	0		110HH	NT	0	
DT	32.32m	510		DT	26.76m	401		DT	ND	0		DT	ND	0	
PV	2.90m	439		PV	2.50m	326		PV	NH	0		PV	NH	0	
JT	36.78m	493		JT	ND	0		JT	ND	0		JT	ND	0	
1500	6:06.94	316		1500	NT	0		1500	NT	0		1500	NT	0	
30 Richard Borek		CAN	4477	36 Johann Dullinger		AUT	3393	42 Raul Mora Araya		CRC	2025	48 Del Barrett		USA	794
100	14.16	383	w:-5.7	100	14.10	393	w:-6.2	100	13.82	436	w:-4.7	100	13.94	417	w:-6.2
LJ	4.75m	451	w: NWI	LJ	5.55m	641	w: 3.5	LJ	4.84m	471	w: 2.8	LJ	4.42m	377	w: 1.9
SP	7.08m	337		SP	9.19m	470		SP	8.55m	429		SP	ND	0	
HJ	1.61m	636		HJ	1.46m	496		HJ	1.37m	419		HJ	NH	0	
400	59.45	567		400	1:03.41	430		400	1:08.83	270		400		0	
110HH	21.00	382	w: 5.4	110HH	19.18	535	w: 5.7	110HH	NT	0		110HH	NT	0	
DT	20.86m	288		DT	28.12m	428		DT	ND	0		DT	ND	0	
PV	3.00m	467		PV	NH	0		PV	NH	0		PV	NH	0	
JT	24.50m	285		JT	ND	0		JT	ND	0		JT	ND	0	
1500	4:55.33	681		1500	NT	0		1500	NT	0		1500	NT	0	
31 Helmut Arlt		GER	4402	37 Sigfried Stark		GER	3352	43 Alfred Lang		GER	1945	Weight Pentathlon			
100	13.92	420	w:-2.6	100	13.48	490	w:-6.2	100	14.38	351	w:-6.2	1	Vasilios Maganas	GRE	3914
LJ	4.83m	469	w: 2.3	LJ	6.34m	847	w: 5.1	LJ	5.11m	533	w: 3.4	HT	58.86m	931	
SP	9.31m	477		SP	12.29m	668		SP	10.18m	533		SP	15.32m	865	
HJ	1.37m	419		HJ	1.76m	785		HJ	1.49m	528		DT	31.68m	498	
400	1:00.39	533		400	59.60	562		400	NT	0		JT	41.58m	576	
110HH	19.32	522	w: 5.4	110HH	NT	0		110HH	NT	0		WT	18.30m	1044	
DT	27.22m	410		DT	ND	0		DT	ND	0		2	Gary England	USA	3833
PV	NH	0		PV	NH	0		PV	NH	0		HT	43.52m	648	
JT	46.10m	656		JT	ND	0		JT	ND	0		SP	15.48m	876	
1500	5:28.41	496		1500	NT	0		1500	NT	0		DT	42.22m	710	
32 Eddie Mose		USA	4379	38 Uwe Hildebrandt		GER	3221	44 Domingo H. Grueso		COL	1915	HT	53.92m	795	
100	12.30	703	w:-5.7	100	14.47	340	w:-4.8	100	12.69	629	w:-5.7	WT	14.58m	804	
LJ	5.87m	723	w: NWI	LJ	4.51m	398	w: 1.8	LJ	5.71m	682	w: NWI	HT	37.34m	535	
SP	10.46m	551		SP	8.35m	417		SP	11.29m	604		SP	12.96m	712	
HJ	1.37m	419		HJ	1.37m	419		HJ	NH	0		DT	44.24m	751	
400	1:02.72	453		400	1:08.47	280		400		0		JT	38.42m	521	
110HH	19.16	537	w: 1.6	110HH	22.23	293	w: 5.9	110HH	NT	0		WT	13.40m	728	
DT	28.90m	443		DT	26.16m	389		DT	ND	0		4	Victor Gruzhenkin	RUS	3178
PV	NH	0		PV	NH	0		PV	NH	0		HT	32.98m	457	
JT	38.26m	518		JT	33.44m	435		JT	ND	0		SP	12.97m	712	
1500	7:45.80	32		1500	6:23.48	250		1500	NT	0		DT	39.12m	646	
32 Joachim Protz		GER	4379	39 Edward Fern		BAR	2856	45 Andre Cimala		FRA	1585	JT	54.12m	798	
100	13.50	487	w:-5.3	100	13.77	444	w:-2.6	100	13.65	463	w:-6.2	WT	10.84m	565	
LJ	4.99m	506	w: NWI	LJ	5.35m	591	w: 4.3	LJ	5.54m	639	w: 2.5	5	Richard McMullin	USA	2997
SP	8.44m	422		SP	10.32m	542		SP	9.40m	483		HT	35.08m	494	
HJ	1.43m	472		HJ	1.70m	731		HJ	NH	0		SP	11.58m	623	
400	1:01.39	498		400	1:02.84	449		400		0		DT	38.32m	630	
110HH	20.49	423	w: 5.7	110HH	25.82	99	w: 1.6	110HH	NT	0		JT	48.54m	699	
DT	22.52m	320		DT	ND	0		DT	ND	0		WT	10.62m	551	
PV	2.70m	381		PV	NH	0		PV	NH	0		6	David Vandergriff	USA	2949
JT	35.66m	474		JT	ND	0		JT	ND	0		HT	47.16m	715	
1500	5:48.80	396		1500	NT	0		1500	NT	0		SP	10.54m	556	
												DT	33.90m	542	
												JT	28.54m	352	
												WT	14.26m	784	

Name	Age	Country	Results	Name	Age	Country	Results	Name	Age	Country	Results	Name	Age	Country	Results
7 Kim Salzer		USA	2957	19 Forrest Brouillard		USA	1508	3 Great Britain			1:48:55	7 Alex Tcherednichenk	40	RUS	2:35:40
HT 34.46m	483			HT 27.30m	355			Ray Curran			34:22	8 Antonio Ferro	43	POR	2:35:49
SP 12.13m	658			SP 8.03m	397			Stuart Nice			36:25	9 Joseph Schieffer	44	USA	2:38:59
DT 37.14m	607			DT 21.80m	306			William Doherty			38:07	10 Willem Liefers	40	NED	2:39:26
JT 40.72m	561			JT FOUL	0							11 Sadot Mendez	43	USA	2:39:45
WT 11.82m	628			WT 9.02m	450							12 John Stolz	40	USA	2:40:33
8 Didier Cognard		FRA	2864					4 Canada			1:49:09	13 Volker Kersting	40	GER	2:42:35
HT 34.04m	475							Scott Robertson			35:42	14 Manuel Gama	43	USA	2:43:34
SP 13.77m	765							Joseph Lehmann			35:51	15 Fernando Costa	43	POR	2:44:21
DT 37.52m	614							Frederick Robbins			37:36	16 Juergen Wrieden	42	GER	2:45:19
JT 37.50m	505											17 Dean Foster	40	CAN	2:46:12
WT 9.88m	505							5 Germany			1:51:34	18 Eugeniusz Reglinski	43	POL	2:46:51
9 Robert Gunn		USA	2746					Juergen Wrieden			35:59	19 Nick Merucci	44	CAN	2:47:42
HT 30.76m	416							Josef Hagemann			36:34	20 Robert Carter	44	USA	2:49:38
SP 13.07m	719							Alfred Kessel			39:01	21 Viacheslav Imeninnik	44	RUS	2:51:13
DT 33.58m	535							6 New Zealand			1:54:15	22 Josef Hagemann	43	GER	2:51:21
JT 37.64m	508							David Askin			34:24	23 Alf Fjeldstad	44	NOR	2:51:26
WT 10.88m	568							John Bower			38:14	24 Rich Rima	44	USA	2:52:38
10 Wacław Krankowski		POL	2724					Neil McRae			41:37	25 Antonio Moreira			
HT 31.42m	428							7 Australia			1:57:36	DaSilva	44	POR	2:58:48
SP 11.76m	634							Grenville Wood			33:25	26 Kim Kaviuk	40	CAN	2:59:17
DT 35.42m	572							Michael Webster			40:33	27 Jeffery John	42	USA	3:01:03
JT 40.88m	564							Jonathan Holmes			43:38	28 Juan Quiroz	44	MEX	3:01:38
WT 10.22m	526							8 Russia			1:58:36	29 Jeffrey Johnson	42	USA	3:02:37
11 Athanasios Kalantzis		GRE	2653					Ramzil Gaiftudinov			36:31	30 Stewart Miyashiro	41	USA	3:03:53
HT 45.54m	685							Viacheslav Imeninnik			38:29	31 Joaquin J. Silva	42	POR	3:08:04
SP 10.28m	539							Michael Ghivagin			43:29	32 Jiri Urban	40	TCH	3:08:49
DT 27.06m	407											33 Danie Nienaber	44	RSA	3:11:31
JT 25.40m	300											34 Victor Ilic	43	ROM	3:11:51
WT 13.30m	722											35 Raymond Sanchas	44	USA	3:14:30
12 Rudolf Start		AUT	2645									36 John Bower	44	NZL	3:15:14
HT 45.46m	683											37 Wlodzimirz Zawalski	43	POL	3:16:12
SP 11.04m	588											38 Terry Heise	43	USA	3:17:20
DT 29.34m	451											39 Ron Hess	43	USA	3:18:01
JT 26.14m	312											40 Douglas Streedman	40	USA	3:18:28
WT 11.56m	611											41 Samuel Neal	44	USA	3:18:43
13 Richard Watson		USA	2454									42 Bill McNamara	40	USA	3:20:17
HT 28.54m	377											43 Timothy Matthews	43	USA	3:20:35
SP 10.09m	527											44 George Hlibiczuk	42	USA	3:21:21
DT 30.70m	478											45 Kevin Connors	44	USA	3:22:33
JT 45.10m	638											46 Thomas Shea	41	USA	3:23:09
WT 8.76m	434											47 A. Jack Brooks	40	GBR	3:23:53
14 Jaak Turro		EST	2385									48 Robert Mori	40	CAN	3:25:06
HT 30.18m	406											49 Gary Wolfram	44	USA	3:25:08
SP 8.60m	432											50 Timothy Reed	41	USA	3:25:09
DT 30.12m	467											51 Simon Jimenez	41	PER	3:25:27
JT 42.70m	596											52 William Price	43	USA	3:26:28
WT 9.56m	484											53 Louis Pribyl	43	USA	3:28:08
15 Gaboe Horvath		HUN	2375									54 Kenneth Keidel	43	USA	3:29:25
HT 22.44m	269											55 James Nelligan	43	CAN	3:29:34
SP 10.45m	550											56 Stephen Paull	41	GBR	3:29:57
DT 29.26m	450											57 Peter Forrester	43	USA	3:30:22
JT 50.60m	735											58 Stefan Szwejbka	41	USA	3:32:10
WT 7.74m	371											59 Timothy Phalen	43	USA	3:32:13
16 Reinhard Metelmann		GER	2203									60 Chu Chun Tung	40	HKG	3:32:45
HT 23.34m	285											61 Scott Baerman	40	USA	3:35:32
SP 10.61m	560											62 Gerard Blaque	43	FRA	3:36:07
DT 33.00m	524											63 Berrtram Scott	40	USA	3:36:13
JT 37.36m	503											64 Shigeraka Matsuba	40	JPN	3:36:45
WT 7.10m	331											65 Ross Syracuse	44	USA	3:36:49
17 Serge Zharikov		RUS	1971									66 Chuhar Singh	42	IND	3:37:54
HT 32.12m	441											67 John J. O'Malley	42	USA	3:38:19
SP 10.07m	526											68 Vincent Mameli	44	USA	3:38:50
DT 31.80m	500											69 David Walborn	40	USA	3:41:01
JT FOUL	0											70 Peter Gorlewski	40	USA	3:41:19
WT 9.86m	504											71 Michael Webster	44	AUS	3:44:27
18 Robert Striga		CRO	1573									72 Bill Russ	40	USA	3:45:42
HT 24.88m	312											73 Joseph Mangiafesto	42	USA	3:45:43
SP 8.52m	428											74 Philip Donahue	42	USA	3:46:15
DT 17.94m	234											75 Paul Saxton	41	USA	3:46:28
JT 25.28m	298											76 Tatsuo Morisako	43	JPN	3:47:05
WT 6.60m	301											77 Michael Green	40	USA	3:48:23
												78 Pete Kavanaugh	44	USA	3:48:32
												79 Daniel Harris	42	USA	3:48:38
												80 Clyde Riddoch	41	AUS	3:48:52
												81 Serge Levy	44	FRA	3:49:14
												82 Richard Schifeling	44	USA	3:49:15
												83 Thomas Lanqworthy	42	USA	3:50:10

Cross Country

20 km Road Walk

20 km Road Walk Team

Marathon

Name	Age	Country	Results
84 Christopher Clark	43	USA	3:52:48
85 Bruce Faso	43	USA	3:52:53
86 Paul Buchanan	42	USA	3:54:56
87 Floyd Farnham	42	USA	3:55:20
88 Timothy Moran	40	USA	3:56:28
89 Lars Andersson	44	SWE	3:57:35
90 Ron Paladino	41	USA	3:57:53
91 Curtis Burge	41	USA	3:59:18
92 Terrence Rollason	43	GBR	4:00:21
93 Edward J. Krasnicki	43	USA	4:03:35
94 Tsuneo Kuroda	42	JPN	4:04:13
95 Jerry Moran	40	USA	4:05:46
96 Gary Spencer	43	USA	4:05:51
97 Joseph Kabacinski	40	USA	4:08:36
98 John Moslow	44	USA	4:09:18
99 Harry Jan Swartz	44	USA	4:09:34
100 David Delecki	40	USA	4:10:51
101 Rodger Schwartz	41	USA	4:12:23
102 Matthew J. Serwacki Jr.	44	USA	4:13:55
103 Dennis Dempsey	44	USA	4:14:58
104 Michael Fabio	42	USA	4:18:29
105 David Macphee	40	USA	4:19:01
106 Thomas Ragonese	44	USA	4:19:52
107 Arthur Roush	42	USA	4:22:51
108 Marvin Meyers	41	USA	4:23:48
109 Joseph Marino	44	CAN	4:24:34
110 John Germain	40	USA	4:25:43
111 James Trankle	42	USA	4:27:07
112 Mark Dahlquist	41	USA	4:28:34
113 Arthur Weaver	44	CAN	4:29:09
114 Stephen Radis	44	USA	4:39:55
115 Kevin Kumor	41	USA	4:42:52
116 Yasunori Yamamoto	42	JPN	4:45:55
117 Andrew Stafran	44	USA	4:48:12
118 John Ward	40	USA	4:49:02
119 Dennis Wiltsie	40	USA	4:51:45
120 Van Gayton	42	USA	4:52:55
121 Brian Martin	42	USA	4:53:56
122 Mike Curry	43	USA	4:58:08
123 Nancy Czajka	44	USA	4:58:16
124 Gene Baran	44	USA	4:58:54
125 Edward Barauskas	40	USA	5:00:00
126 Hugh Blake	43	USA	5:00:28
127 Charles Paul	42	USA	5:03:05
128 Bernardo Zapata	41	CHI	5:04:22
129 Richard Nelson	41	CAN	5:05:08
130 Gerald Buchholz	40	USA	5:05:29
131 August Laruffa	40	USA	5:21:43
132 Kevin Sitek	40	USA	5:22:07

Marathon Team

1	Portugal	7:41:22
	Americo DeJesusFerreira	2:30:39
	Luis Fil LopesSilvaPires	2:34:54
	Antonio Ferro	2:35:49
2	United States	7:53:06
	Terry Stanley	2:34:22
	Joseph Schieffer	2:38:59
	Sador Mendez	2:39:45
3	Russia	8:03:52
	Alex Tcherednitchenk	2:35:40
	Alexander Tsukanov	2:36:59
	Viacheslav Imeninnik	2:51:13
4	Germany	8:19:15
	Volker Kersting	2:42:35
	Juergen Wrieden	2:45:19
	Josef Hagemann	2:51:21
5	Netherlands	8:24:08
	Gerard Hendriks	2:30:50
	Willem Liefers	2:39:26
	Adri Stevens	3:13:52
6	Canada	8:33:11
	Dean Foster	2:46:12
	Nick Merucci	2:47:42
	Kim Kaviuk	2:59:17

Name	Age	Country	Results
7 Hong Kong			10:44:46
Lai Ho Yin			2:57:29
Chu Chun Tung			3:32:45
Poon Mang Leung			4:14:32
8 Great Britain			10:54:11
A. Jack Brooks			3:23:53
Stephen Paull			3:29:57
Terrence Rollason			4:00:21
9 Japan			11:28:03
Shigetaka Matsuba			3:36:45
Tatsuo Morisako			3:47:05
Tsuneo Kuroda			4:04:13

MEN 45

100 Meter Dash

HEATS			
Heat 1 Wind Reading: 3.8			
1	Robert Mitchell	47 USA	11.56
2	Gideon Breytenbach	47 RSA	11.59
3	Vladimir Vybostok	48 SVK	11.97
4	Luiz Felipe Pereira	46 BRA	12.61
5	Roy Chubb	45 CAN	12.68
6	Witold Sobocki	47 POL	12.80
7	Yotaro Tomita	49 JPN	13.40
8	David Sheehan	48 AUS	15.18
Heat 2 Wind Reading: 3.7			
1	Laurence Malcolmson	45 NZL	11.40
2	Dominique Legagneux	45 FRA	11.60
3	Mike Steinmetz	48 USA	12.20
4	Gilbert Joner	46 GER	12.45
5	Bryan Perry	47 USA	13.99
6	Robert Tackaberry	49 USA	14.42
7	Daniel Stoiber	47 USA	14.52
Heat 3 Wind Reading: 3.4			
1	Stan Whitley	49 USA	11.64
2	Richard Lech	47 CAN	12.00
3	Dieter Tisch	47 GER	12.04
4	Ockert Smit	46 RSA	12.18
5	Angel Nieves	47 USA	12.31
6	Georg Erne	45 SUI	12.47
7	Guy Houdreville	46 FRA	12.54
Heat 4 Wind Reading: 2.8			
1	Kozabu Kaihara	49 JPN	11.54
2	Robert Zimmerman	48 CAN	11.92
3	David Woolley	45 GBR	12.12
4	Siegfried Wader	45 GER	12.14
5	Dana Harrell	46 USA	12.50
6	Janusz Nath	45 POL	12.88
7	Tadashi Fukiage	46 JPN	15.53
Heat 5 Wind Reading: 2.7			
1	Antton Basurko	47 ESP	11.66
2	Jack Craig	45 USA	11.96
3	Marion McCoy	45 USA	11.99
4	Zbigniew Zlobicki	45 POL	12.10
5	Luis GutierrezSumay	48 COL	12.73
6	Jose R De Bustamante	47 ESP	13.00
7	Paul Simmons	49 USA	13.76
Heat 6 Wind Reading: 4.0			
1	Mac Azuogu	47 USA	11.83
2	David R. Appollis	46 RSA	11.85
3	Gerald Woolfolk	46 USA	12.08
4	Jim Dolezel	45 USA	12.21
5	Russell Anteronen	47 USA	12.75
6	Robert Pelland	47 CAN	13.59
Heat 7 Wind Reading: 4.0			
1	Humbart Santillo	47 USA	11.53
2	Pierre Simon	47 FRA	11.83
3	Antonio Fortunato	49 POR	11.90
4	Herbert Hanke	47 GER	12.41
5	Robert Micho	48 USA	12.69
6	Michael P. Augeri	48 USA	12.74
7	Garry Crawford	46 CAN	13.14

SEMI FINALS

Heat 1 Wind Reading: 2.7			
1	Laurence Malcolmson	45 NZL	11.50
2	Antton Basurko	47 ESP	11.75
3	Mac Azuogu	47 USA	11.86
4	Jack Craig	45 USA	11.97
5	Robert Zimmerman	48 CAN	11.99
6	Dieter Tisch	47 GER	12.09
7	Mike Steinmetz	48 USA	12.48
Heat 2 Wind Reading: 1.3			
1	Humbart Santillo	47 USA	11.53
1	Marion McCoy	45 USA	11.53
3	Stan Whitley	49 USA	11.58
4	Gideon Breytenbach	47 RSA	11.81
5	David R. Appollis	46 RSA	12.02
6	Richard Lech	47 CAN	12.29
7	Zbigniew Zlobicki	45 POL	12.30
8	Ockert Smit	46 RSA	12.52
Heat 3 Wind Reading: 1.5			
1	Kozabu Kaihara	49 JPN	11.59
2	Robert Mitchell	47 USA	11.61
3	Dominique Legagneux	45 FRA	11.95
4	Pierre Simon	47 FRA	12.04
5	Vladimir Vybostok	48 SVK	12.10
6	Antonio Fortunato	49 POR	12.19
7	David Woolley	45 GBR	12.32
8	Siegfried Wader	45 GER	12.44

FINAL

Wind Reading: -3.4			
1	Marion McCoy	45 USA	11.70
2	Stan Whitley	49 USA	11.75
3	Robert Mitchell	47 USA	11.90
4	Laurence Malcolmson	45 NZL	11.96
5	Kozabu Kaihara	49 JPN	11.98
6	Humbart Santillo	47 USA	12.01
7	Gideon Breytenbach	47 RSA	12.19
8	Antton Basurko	47 ESP	12.35

200 Meter Dash

HEATS			
Heat 1 Wind Reading: 3.8			
1	Robert Mitchell	47 USA	24.46
2	David Woolley	45 GBR	25.22
3	Fred Kesselring, Dr.	47 GER	26.08
4	Alexander Bratchikov	47 RUS	26.11
5	Roy Chubb	45 CAN	26.53
6	Daniel Weller	48 USA	28.03
7	Kenneth Tocha	47 USA	29.75
-	Yury Tshvanov	49 RUS	DNF
Heat 2 Wind Reading: 2.1			
1	Mac Azuogu	47 USA	24.42
2	Zbigniew Zlobicki	45 POL	24.96
3	Horst Beige	48 GER	25.48
4	Robert Kersall	46 FRA	25.78
5	Sergio Althahona	47 COL	26.04
6	John Hopf	46 USA	26.69
7	Leonid Baiborodin	48 RUS	29.20
8	Peter Palmer	47 USA	29.38
Heat 3 Wind Reading: 3.3			
1	Kozabu Kaihara	49 JPN	24.12
2	Vincenzo Felicetti	46 ITA	24.72
3	Pierre Simon	47 FRA	25.21
4	Jim Dolezel	45 USA	25.28
5	Richard Lech	47 CAN	26.00
6	Russell Anteronen	47 USA	27.17
7	Paul Simmons	49 USA	27.20
-	Wolfgang Bauer	49 GER	DNF
Heat 4 Wind Reading: 2.6			
1	Stan Whitley	49 USA	24.66
2	Philip Felton	46 USA	24.74
3	Siegfried Wader	45 GER	26.39
4	Mike Steinmetz	48 USA	26.58
5	David Gordon	48 USA	28.22
6	Edwin Sauer	47 CAN	30.36

Heat 5 Wind Reading: 1.6			
1	Laurence Malcolmson	45 NZL	24.96
2	Robert Zimmerman	48 CAN	25.13
3	Antonio Fortunato	49 POR	25.48
4	Luiz Felipe Pereira	46 BRA	27.01
5	Jose R De Bustamante	47 ESP	28.06
6	Yotaro Tomita	49 JPN	29.26
7	Tadashi Fukiage	46 JPN	34.41

Heat 6 Wind Reading: 1.7			
1	Gideon Breytenbach	47 RSA	24.18
2	Humbart Santillo	47 USA	24.38
3	Anatoly Bobrov	45 RUS	24.72
4	Ockert Smit	46 RSA	25.68
5	Luis GutierrezSumay	48 COL	26.73
6	Paul Thalmann	46 SUI	27.76
7	Hector Pena	48 COL	29.62
Heat 7 Wind Reading: 1.3			
1	Kenneth Brinker	48 USA	24.59
2	Jack Craig	45 USA	24.71
3	David R. Appollis	46 RSA	24.72
4	Antton Basurko	47 ESP	24.92
5	Dennis Wallington	45 GBR	25.36
6	Antonio Montaruli	47 ITA	26.41
7	Garry Crawford	46 CAN	27.90

SEMI FINALS

Heat 1 Wind Reading: -7.4			
1	Kenneth Brinker	48 USA	24.58
2	Gideon Breytenbach	47 RSA	24.59
3	Humbart Santillo	47 USA	24.63
4	Philip Felton	46 USA	24.78
5	Antton Basurko	47 ESP	25.20
6	David Woolley	45 GBR	25.80
7	Dennis Wallington	45 GBR	25.86
8	Ockert Smit	46 RSA	26.10

Heat 2 Wind Reading: -4.3			
1	Robert Mitchell	47 USA	24.27
2	Vincenzo Felicetti	46 ITA	24.64
3	Anatoly Bobrov	45 RUS	24.77
4	Mac Azuogu	47 USA	24.77
5	Jack Craig	45 USA	24.78
6	David R. Appollis	46 RSA	25.41
7	Antonio Fortunato	49 POR	25.76
8	Horst Beige	48 GER	25.85
Heat 3 Wind Reading: -1.7			
1	Laurence Malcolmson	45 NZL	24.15
2	Stan Whitley	49 USA	24.25
3	Kozabu Kaihara	49 JPN	24.46
4	Pierre Simon	47 FRA	25.04
5	Robert Zimmerman	48 CAN	25.19
6	Zbigniew Zlobicki	45 POL	25.25
7	Jim Dolezel	45 USA	25.69
8	Robert Kersall	46 FRA	26.35

FINAL

Wind Reading: -3.8			
1	Robert Mitchell	47 USA	24.08
2	Stan Whitley	49 USA	24.27
3	Laurence Malcolmson	45 NZL	24.38
4	Kozabu Kaihara	49 JPN	24.59
5	Vincenzo Felicetti	46 ITA	24.60
6	Humbart Santillo	47 USA	24.72
7	Gideon Breytenbach	47 RSA	24.83
8	Kenneth Brinker	48 USA	24.88

400 Meter Dash

HEATS			
Heat 1			
1	Abdias ViafaraPalacios	45 COL	55.83
2	Ockert Smit	46 RSA	56.28
3	Valerij Mlievskij	45 LAT	57.39
4	Robert Ihne	47 USA	58.64
5	John Hopf	46 USA	58.98
6	Francisco Machado	49 CAN	59.34
7	Jeff Gerson	48 USA	1:04.26

Name	Age	Country	Results	Name	Age	Country	Results	Name	Age	Country	Results	Name	Age	Country	Results					
Heat 2																				
1	Peter Browne	46	GBR	53.35	2	Peter Browne	46	GBR	50.99	SEMI FINALS										
2	Jairo Duque Gil	47	COL	53.72	3	Eddy J Neyts	46	BEL	51.68	Heat 1										
3	Raymond Whitehead	45	IRL	54.15	4	Vincenzo Felicetti	46	ITA	52.31	1	Nolan Shaheed	45	USA	2:02.10	6	Herbert Raabe	45	GER	4:28.47	
4	David R. Appollis	46	RSA	54.60	5	Kenneth Brinker	48	USA	52.79	2	Eddy J Neyts	46	BEL	2:02.57	7	Edward Poirier	46	USA	4:37.53	
5	Ralf Ueberschaer	45	GER	55.99	6	Philip Felton	46	USA	53.02	3	Heikki Vakkuri	47	FIN	2:02.71	8	Henry Finch	46	USA	4:38.20	
6	Philip Gnesin	45	USA	59.90	7	Raymond Whitehead	45	IRL	54.05	4	Randy Taylor	47	USA	2:04.11	9	Chris Jones	47	GBR	4:38.92	
7	Russell Anteronen	47	USA	1:00.20	8	David R. Appollis	46	RSA	55.14	5	Rich Schornstein	45	USA	2:06.43	10	Fernando Roman	47	PUR	4:40.89	
Heat 3																				
1	Vincenzo Felicetti	46	ITA	53.99	800 Meter Run						6	Steve Zander	45	USA	2:06.67	11	Evan McRae	45	NZL	4:50.44
2	Jose Luis Romero	49	ESP	55.53	HEATS						7	Stan Mathes	49	USA	2:07.45	12	Milan Kotnik	45	SLO	4:58.93
3	Horst Beige	48	GER	56.38	Heat 1						8	Gary Tompkins	45	USA	2:11.65	13	Byron Dyce	47	USA	DNF
4	Sergio Althahona	47	COL	57.08	1	Peter Browne	46	GBR	2:05.47	Heat 2						1	Jerome Vanlanduyt	46	GBR	4:39.54
5	Antonio Montaruli	47	ITA	57.11	2	Jairo Duque Gil	47	COL	2:10.34	1	Peter Browne	46	GBR	2:01.69	2	Albin Swenson	48	USA	4:17.85	
6	Peter Palmer	47	USA	1:01.21	3	Jose Luis C. Casillas	47	ESP	2:12.15	2	Norman Cornwell	46	USA	2:01.71	3	Yuriy Yaroshenko	48	UKR	4:18.41	
7	Antonio Silva	45	POR	1:06.75	4	Fernando Roman	47	PUR	2:14.29	3	Raymond Tucker	48	CAN	2:02.13	4	Graham Smith	45	HKG	4:19.26	
Heat 4																				
1	Kenneth Brinker	48	USA	55.37	5	Lindsey Bodden	47	USA	2:16.59	4	Richard Puckerin	45	USA	2:03.05	5	Markku Veijalainen	49	FIN	4:22.07	
2	Helmut Gebauer	45	GER	55.94	6	Jan Slanina	49	TCH	2:22.99	5	Anders Lindquist	46	SWE	2:04.10	6	Bill Gale	45	USA	4:23.64	
3	Guy Houdreville	46	FRA	57.21	7	Gregory Hutchinson	48	AUS	2:30.83	6	Donald Drozd	45	USA	2:05.30	7	Raimo Malinen	48	FIN	4:24.50	
4	Fred Kesselring, Dr.	47	GER	57.96	Heat 2						8	Arnold Bradshaw	47	GBR	4:26.95	8	Arnold Bradshaw	47	GBR	4:26.95
5	John Charlton	48	GBR	58.30	1	Heikki Vakkuri	47	FIN	2:10.27	7	Trevor Rollinson	47	AUS	2:05.94	9	Hermann Foidl	47	AUT	4:30.32	
6	David Gordon	48	USA	1:01.65	2	Anders Lindquist	46	SWE	2:10.58	8	Jose Luis Romero	49	ESP	2:13.41	10	Jorge Almeida	46	POR	4:43.02	
7	Yotaro Tomita	49	JPN	1:06.59	3	Kuno Amarik	45	EST	2:11.46	Heat 3						11	Stephen Smith	47	USA	4:57.78
Heat 5																				
1	Eddy J Neyts	46	BEL	53.99	4	Raimo Malinen	48	FIN	2:11.98	1	Frederick Sowerby	46	USA	2:04.48	12	Joseph Burleson	48	USA	5:16.12	
2	Tony Wells	46	GBR	55.02	5	John Faulkner	47	CAN	2:18.51	2	Raymond Whitehead	45	IRL	2:04.53	13	Peter Palmer	47	USA	5:29.43	
3	Gideon Breytenbach	47	RSA	55.11	6	Chad-Ming Huang	46	TPE	2:20.35	3	Abdias ViafaraPalacios	45	COL	2:05.23	FINAL					
4	Wolfgang Bauer	49	GER	58.58	7	Philp Gnesin	45	USA	2:25.49	4	Yuriy Yaroshenko	48	UKR	2:06.07	1	Rod Dixon	45	NZL	4:01.21	
5	Jesus Haro Anaya	46	MEX	1:01.10	Heat 3						5	Jairo Duque Gil	47	COL	2:06.17	2	Nolan Shaheed	45	USA	4:01.67
6	Garry Crawford	46	CAN	1:02.94	1	Eddy J Neyts	46	BEL	2:04.35	5	Markku Veijalainen	49	FIN	2:06.77	3	John Serrao	45	USA	4:03.49	
7	Kenneth Tocha	47	USA	1:03.59	2	Raymond Tucker	48	CAN	2:04.70	6	Victor Rodriguez	45	VEN	2:09.20	4	Heikki Vakkuri	47	FIN	4:07.49	
Heat 6																				
1	Frederick Sowerby	46	USA	53.76	3	Victor Rodriguez	45	VEN	2:06.90	FINAL						5	Albin Swenson	48	USA	4:08.23
2	Sieve Bogarek	45	CAN	57.58	4	Randy Taylor	47	USA	2:07.81	1	Peter Browne	46	GBR	2:00.08	6	Alexey Gavrilov	47	RUS	4:09.87	
3	Janusz Nath	45	POL	57.79	5	Mauri Hyvonen	47	FIN	2:32.87	2	Nolan Shaheed	45	USA	2:00.79	7	Raymond Tucker	48	CAN	4:10.13	
4	Celso Wolf	45	BRA	58.07	6	Thomas Ryan	46	USA	2:33.59	3	Norman Cornwell	46	USA	2:01.61	8	Valery Aristov	45	RUS	4:11.05	
5	Luis Gutierrez-Surmay	48	COL	58.69	7	Serge Vorobiov	47	RUS	2:49.49	4	Eddy J Neyts	46	BEL	2:03.80	9	Richard Puckerin	45	USA	4:12.45	
6	Chad-Ming Huang	46	TPE	59.51	Heat 4						5	Harold Nolan	48	USA	4:17.52	10	Yuriy Yaroshenko	48	UKR	4:20.79
7	Thomas Licciardello	46	USA	1:01.22	1	Abdias ViafaraPalacios	45	COL	2:09.40	6	Raymond Whitehead	45	IRL	2:05.43	11	John Definney	45	CAN	4:21.03	
8	Edwin Sauer	47	CAN	1:03.97	2	Rich Schornstein	45	USA	2:09.53	7	Raymond Tucker	48	CAN	2:05.85	12	Victor Rodriguez	45	VEN	4:23.85	
Heat 7																				
1	Philip Felton	46	USA	54.29	3	Trevor Rollinson	47	AUS	2:09.59	8	Frederick Sowerby	46	USA	2:06.74	13	Graham Smith	45	HKG	4:30.58	
2	David Woolley	45	GBR	55.04	4	Donald Drozd	45	USA	2:10.04	1,500 Meter Run										
3	Robert Zimmerman	48	CAN	55.27	5	Jesus Haro Anaya	46	MEX	2:17.68	HEATS										
4	Robert Kersall	46	FRA	56.28	6	Eugenio D. De Laudo	48	ARG	2:19.13	Heat 1										
5	Jim Dolezel	45	USA	57.43	7	Scott Evans	46	CAN	2:23.67	1	Nolan Shaheed	45	USA	4:19.12	1	Rod Dixon	45	NZL	15:12.00	
SEMI FINALS																				
Heat 1						8	Peter Palmer	47	USA	2:33.35	2	Alexey Gavrilov	47	RUS	4:19.36	2	Antonio Matias Riscado	45	POR	15:31.39
1	Peter Browne	46	GBR	52.74	Heat 5						3	Valery Aristov	45	RUS	4:19.91	3	Earl Owens	46	USA	15:36.09
2	Kenneth Brinker	48	USA	54.39	1	Yuriy Yaroshenko	48	UKR	2:05.03	4	Denis A. Noonan	46	IRL	4:22.75	4	Ingo Sensburg	46	GER	15:50.18	
3	Abdias ViafaraPalacios	45	COL	55.29	2	Norman Cornwell	46	USA	2:05.60	5	Randy Taylor	47	USA	4:23.70	5	Alexey Gavrilov	47	RUS	15:53.94	
4	Robert Zimmerman	48	CAN	55.58	3	Stan Mathes	49	USA	2:07.11	6	Trevor Rollinson	47	AUS	4:26.39	6	Denis A. Noonan	46	IRL	15:54.33	
5	Guy Houdreville	46	FRA	55.71	4	Claude Chailion	45	FRA	2:10.81	7	Roger Price	46	USA	4:27.17	7	Rainer Lindemann	46	GER	16:00.59	
6	Ralf Ueberschaer	45	GER	56.04	5	Chris Jones	47	GBR	2:16.44	8	Arturo Rodriguez	45	USA	4:28.29	8	Hermann Foidl	47	AUT	16:09.38	
7	Helmut Gebauer	45	GER	56.38	6	Tim Payne	45	CAN	2:18.58	9	Eugenio D. De Laudo	48	ARG	4:35.71	9	Richard Hoebcke	46	USA	16:21.66	
8	Ockert Smit	46	RSA	57.79	7	Thomas Goddard	45	USA	2:45.09	10	Joachim Bauer	46	GER	4:40.69	10	Valery Aristov	45	RUS	16:22.71	
Heat 2																				
1	Eddy J Neyts	46	BEL	52.35	8	Richard Puckerin	45	USA	2:07.05	11	Rob Jackson	45	USA	4:51.44	11	Roger Price	46	USA	16:26.54	
2	Vincenzo Felicetti	46	ITA	53.22	9	Raymond Whitehead	45	IRL	2:07.32	12	Jeff Gerson	48	USA	5:22.05	12	Jose Alberto BarretoFernande	49	MEX	16:29.08	
3	Raymond Whitehead	45	IRL	53.96	10	Markku Veijalainen	49	FIN	2:07.86	13	Alexander Roth	47	GER	5:52.45	13	John Ivory	46	CAN	16:38.34	
4	David R. Appollis	46	RSA	54.42	11	Helmut Gebauer	45	GER	2:10.40	Heat 2						14	Herbert Raabe	45	GER	16:39.07
5	Tony Wells	46	GBR	55.17	12	Neil Gray	47	AUS	2:12.63	1	Raymond Tucker	48	CAN	4:15.71	15	Eric Greaves	47	AUS	16:40.27	
6	Horst Beige	48	GER	57.52	13	Paul Thalman	46	SUI	2:18.48	2	John Serrao	45	USA	4:16.77	16	Arnold Bradshaw	47	GBR	16:44.28	
7	Sergio Althahona	47	COL	58.42	1	Josef Ziegler	47	SUI	2:22.28	3	Harold Nolan	48	USA	4:18.71	17	Harold Nolan	48	USA	16:49.35	
Heat 3																				
1	Frederick Sowerby	46	USA	52.39	Heat 7						4	Jose Alberto BarretoFernande	49	MEX	4:23.73	18	Jose F. Muchacho	47	POR	16:49.79
2	Philip Felton	46	USA	54.41	1	Frederick Sowerby	46	USA	2:10.34	5	Claude Chailion	45	FRA	4:25.56	19	Jose Luis Zamora	45	ESP	16:53.54	
3	Jairo Duque Gil	47	COL	54.64	2	Jose Luis Romero	49	ESP	2:10.50	6	Gary Tompkins	45	USA	4:26.55	20	Arturo Rodriguez	45	USA	17:03.40	
4	Gideon Breytenbach	47	RSA	55.35	3	Graham Smith	45	HKG	2:10.81	7	Morris Morgan	45	USA	4:43.18	21	Eugenio D. De Laudo	48	ARG	17:11.80	
5	Jose Luis Romero	49	ESP	55.55	4	Viktor Soloviev	47	UKR	2:12.12	8	Tim Payne	45	CAN	4:44.62	22	Murray Hale	45	CAN	17:12.11	
6	Robert Kersall	46	FRA	57.53	5	John Pickard	46	CAN	2:14.04	9	Rolando Cabrera	45	USA	4:48.10	23	Domingos Moreira	49	POR	17:12.17	
7	Antonio Montaruli	47	ITA	58.32	6	Bill Indek	48	USA	2:32.50	10	Josef Ziegler	47	SUI	4:52.11	24	Leonard Clegg	48	CAN	17:13.45	
FINAL																				
1	Frederick Sowerby	46	USA	50.72	7	Juhani Vahvaselka	46	FIN	DNF	11	Paul Thalman	46	SUI	4:52.56	25	Edward Best	47	USA	17:15.69	
Heat 8																				
1	Steve Zander	45	USA	2:10.16	Heat 8						12	Neil Gray	47	AUS	5:01.05	26	Malcolm Clark	47	NZL	17:18.16
2	Nolan Shaheed	45	USA	2:10.18	1	Steve Zander	45	USA	2:10.16	13	Chad-Ming Huang	46	TPE	5:07.45	27	Peter Marsh	45	GBR	17:20.02	
3	Gary Tompkins	45	USA	2:10.69	2	Nolan Shaheed	45	USA	2:10.18	Heat 3						28	Jose Luis Solorzano	48	USA	17:21.20
4	Murray Hale	45	CAN	2:12.55	3															

Name	Age	Country	Results
34 Angel de J. V. Figueroa	47	COL	17:46.02
35 Adelino A. Ramos			
Moutinho	47	POR	17:52.87
36 Carl Hatfield	48	USA	17:53.18
37 John Lawford	48	AUS	17:55.31
38 Tim Payne	45	CAN	17:56.84
39 Pedro Juan Munoz	48	ARG	18:02.49
40 Seth Bergmann	45	USA	18:11.53
41 John Schulte	46	USA	18:12.71
42 Thomas Homeyer	46	USA	18:13.75
43 Jean Bisson	45	FRA	18:23.45
44 Nello Benedetti	47	ITA	18:29.05
45 Toader Manda	45	ROM	18:31.73
46 William McLure	49	AUS	18:42.91
47 James Coons	45	USA	18:48.05
48 Jean Claude Czaja	46	FRA	18:48.62
49 Jim Boyle	45	USA	18:51.62
50 Robert W. Bonenberg	45	CAN	19:03.09
51 Thomas Ryan	46	USA	19:03.58
52 Kenneth Tocha	47	USA	19:04.31
53 Chin-Chuan Chang	46	TPE	19:16.46
54 Siegfried Kofahl	46	GER	19:18.09
55 Bob Kuebler	49	USA	19:20.89
56 Gaetan Breton	47	CAN	19:24.22
57 Paul Schwandt	48	USA	19:25.02
58 David Staszak	48	USA	19:32.95
59 Patrick Milroy	48	GBR	19:49.24
60 Allan Phillips	48	CAN	19:51.36
61 Alvaro E. Acosta Salazar	49	COL	19:51.55
62 Leigh Cassidy	47	AUS	20:33.38
63 Steven LoVullo	49	USA	20:59.01
64 Eden Weiss	48	USA	21:13.17
65 Nicolas Delgado	47	COL	21:36.80
66 Andre Kocsis	47	CAN	21:44.08
67 Thomas Lechner	45	USA	24:14.84
68 James Eleczko	48	USA	28:01.14
69 Thomas Dolata	49	USA	29:54.92
- Ivan Dolgov	48	RUS	DNF
- Joseph Featherston	48	USA	DNF
- Alexander Roth	47	GER	DNF
- Domingos Magalhaes	45	BRA	DNF
- Joaquim Monteiro	47	POR	DNF

10,000 Meter Run

FINAL			
1 Ingo Sensburg	46	GER	32:14.63
2 Earl Owens	46	USA	32:33.33
3 Alexander Tsukanov	47	RUS	32:53.24
4 Rainer Lindemann	46	GER	33:24.15
5 Charles Thompson	45	USA	33:39.65
6 Hermann Foidl	47	AUT	34:10.23
8 David Blankenship	45	USA	35:08.70
9 Claude Darne	48	FRA	35:24.47
10 Eric Greaves	47	AUS	35:50.19
11 Peter Marsh	45	GBR	36:07.00
12 Arnold Bradshaw	47	GBR	36:09.09
13 Alan Rich	45	GBR	36:15.66
14 Eduardo Almeida	48	POR	36:19.86
15 Herbert Tolbert	48	USA	36:28.37
16 Angel de J. V. Figueroa	47	COL	36:44.61
17 Adelino A. Ramos			
Moutinho	47	POR	36:54.99
18 Pedro Juan Munoz	48	ARG	37:00.64
19 Seth Bergmann	45	USA	37:04.19
20 Malcolm Clark	47	NZL	37:08.68
21 Jean-Pierre Schwab	46	SUI	37:25.85
22 John Schulte	46	USA	37:32.77
23 John Lawford	48	AUS	37:45.34
24 Hayden Smith	47	USA	38:27.26
25 Domingos Magalhaes	45	BRA	38:44.54
26 Jean Claude Czaja	46	FRA	39:19.26
27 William McLure	49	AUS	39:27.11
28 John Cossick	46	USA	39:29.28
29 Toader Manda	45	ROM	39:30.27
30 Ray Leonard	46	CAN	39:38.46
31 Nello Benedetti	47	ITA	40:00.26

Name	Age	Country	Results
32 Alvaro E. Acosta Salazar	49	COL	40:12.37
33 Robert W. Bonenberg	45	CAN	40:21.82
34 Carlos Pena Gutierrez	48	MEX	40:28.75
35 Joseph Featherston	48	USA	40:29.99
36 Lutero De Araujo	49	BRA	40:34.60
37 Gaetan Breton	47	CAN	40:46.93
38 Robert Hunter	45	AUS	41:33.95
39 Donald Smith	49	USA	41:35.75
40 David Staszak	48	USA	41:50.38
41 Tony Cavuoto	45	AUS	42:07.82
42 Patrick Milroy	48	GBR	42:37.66
43 Eden Weiss	48	USA	42:40.02
44 Frederick Gordon	47	USA	43:56.62
45 Semyon Shtargot	48	AUS	44:09.02
46 Nicolas Delgado	47	COL	46:28.96
47 Gabdel Gabdrahamov	48	RUS	46:44.74
48 Naoto Yanagita	45	JPN	48:18.04
49 Daniel Blatz	45	USA	48:39.67
50 Thomas Dolata	49	USA	1:03:39.40

5,000 Meter Race Walk

FINAL			
1 Bohdan Bulakowski	45	POL	23:01.81
2 Robert Care	48	GBR	23:16.76
3 Robert Keating	48	USA	23:33.31
4 Alexander Oleinik	46	RUS	23:44.69
5 Daniel Dorohoy	48	CAN	24:12.28
6 Enrique Camarena	45	USA	24:18.96
7 M. Goujon Gerard	45	BEL	24:51.69
8 Johann Siegel	46	AUT	25:31.53
9 Gene Opheim	48	USA	25:43.31
10 Bernie O'Callaghan	49	IRL	25:49.39
11 Gyorgy Kiss	48	HUN	25:54.51
12 Bill Penner	48	USA	25:59.21
13 Joser Oriols Verges	45	ESP	26:12.95
14 Anthony Noerpel	45	USA	27:22.09
15 Gert Oosthuizen	47	RSA	27:37.21
16 Max Walker	48	USA	27:56.12
17 Marcus Kantz	49	USA	28:53.33
18 Jean Claude Czaja	46	FRA	28:55.33
19 Patrick McMahan	45	USA	29:10.58
20 Art Grant	45	USA	29:14.54
21 Ross Barranco	45	USA	30:01.54
22 Lawrence Naukam	47	USA	31:13.62
23 Robert Rapp	47	USA	31:22.27
24 Andrew Smith	45	USA	32:44.21
- Peter Eisfeller	49	GER	DNF
- Bernard Binggeli	49	SUI	DNF
- Brian Savilonis	45	USA	DNF
- Erhard Meinschmidt	47	GER	DQ
- Michel Schneider	48	SUI	DQ
- Andy Arumugam	48	SIN	DQ
- Juan Yanes	45	VEN	DQ

110 Meter High Hurdles 39"

HEATS			
Heat 1 Wind Reading: 3.5			
1 Dieter Tisch	47	GER	16.62
2 Tsung-Pin Chen	46	TPE	17.07
3 Herbert Hanke	47	GER	19.48
4 Ivan Black	46	USA	20.27
- Thomas Gilliard	45	USA	DQ
Heat 2 Wind Reading: 4.5			
1 Tony Wells	46	GBR	16.29
2 Donald Roberts	45	USA	16.86
3 Edward Baskauskas	45	USA	18.16
- Michael P. Augeri	48	USA	DNF
Heat 3 Wind Reading: 1.3			
1 Stan Druckrey	46	USA	15.18
2 Antonio Montaruli	47	ITA	18.19
3 Daniel Weller	48	USA	19.03
4 Konstantinos Pavlou	46	GRE	19.94
5 Yotaro Tomita	49	JPN	21.26
Heat 4 Wind Reading: -2.2			
1 Kenneth Brinker	48	USA	15.76

Name	Age	Country	Results
2 Jack Craig	45	USA	15.94
3 Tyrone Lewis	46	GBR	17.43
4 Yoshito Oguri	47	JPN	18.23
- Victor Ulianov	46	RUS	DNF
FINAL			
Wind Reading: -3.7			
1 Stan Druckrey	46	USA	15.94
2 Tony Wells	46	GBR	16.07
3 Jack Craig	45	USA	16.08
4 Dieter Tisch	47	GER	17.21
5 Tyrone Lewis	46	GBR	17.66
6 Donald Roberts	45	USA	17.93
7 Tsung-Pin Chen	46	TPE	22.65
- Kenneth Brinker	48	USA	DNF

400 Meter Int Hurdles 36"

HEATS			
Heat 1			
1 Tyrone Lewis	46	GBR	1:00.75
2 Rodney Wiltshire	45	USA	1:01.74
3 Donald Roberts	45	USA	1:02.27
4 Francisco Machado	49	CAN	1:07.98
5 Yotaro Tomita	49	JPN	1:14.87
- Robert Kersall	46	FRA	DNF
Heat 2			
1 Tony Wells	46	GBR	1:00.35
2 Jess Brewer	49	CAN	1:02.40
3 Steve Bogatek	45	CAN	1:02.76
4 Antonio Montaruli	47	ITA	1:03.37
5 Yoshito Oguri	47	JPN	1:06.97
Heat 3			
1 Stan Druckrey	46	USA	59.05
2 Armond Laframboise	47	USA	1:13.71
3 T.W. Tesche	48	USA	1:16.52
4 Helmut Hessert	48	GER	1:18.51

FINAL			
1 Stan Druckrey	46	USA	56.80
2 Rodney Wiltshire	45	USA	58.97
3 Tony Wells	46	GBR	58.98
4 Donald Roberts	45	USA	1:00.82
5 Steve Bogatek	45	CAN	1:01.74
6 Jess Brewer	49	CAN	1:02.45
7 Tyrone Lewis	46	GBR	1:06.43
8 Armond Laframboise	47	USA	1:12.92

3,000 Meter Steeplechase

FINAL			
1 Steef Kyne	46	NED	9:58.46
2 Valery Aristov	45	RUS	10:05.64
3 Harald Odegard	49	NOR	10:33.42
4 Kuno Amarik	45	EST	10:39.32
5 Domingos Moreira	49	POR	10:55.93
6 Jose Luis Zamora			
Alarcon	46	ESP	10:57.06
7 John Pickard	46	CAN	11:06.33
8 Henry Finch	46	USA	11:08.78
9 Francisco Rojas Cabrera	48	CHI	11:10.13
10 Don Chadez	48	USA	11:32.05
11 Henryk Stuczynski	46	POL	11:36.65
12 Jorge Almeida	46	POR	11:39.13
13 Kari Hovi	45	FIN	11:46.84
14 Randy Taylor	47	USA	12:06.71
15 Jim Boyle	45	USA	12:22.61
16 Kevin Smith	49	USA	12:35.68

4x100 Meter Relay

1 United States	45.45
Jim Dolezel	45
Kenneth Brinker	48
Mac Azuogu	47
Humbart Santillo	47

Name	Age	Country	Results
2 Great Britain	47.44		
Tony Wells	46		
John Charlton	48		
David Woolley	45		
Tyrone Lewis	46		
3 Republic of South Africa	47.48		
Gideon Breytenbach	47		
Monty Hacker	60		
Ockert Smit	46		
David R. Appollis	46		
4 Germany	47.86		
Dieter Tisch	47		
Siegfried Wader	45		
Gilbert Joner	46		
Herbert Hanke	47		
5 Colombia	48.31		
Jairo Duque Gil	47		
Luis Gutierrez-Sumay	48		
Abdias ViazaraPalacios	45		
Sergio Althahona	47		
6 Canada	51.40		
Roy Chubb	45		
Francisco Machado	49		
Garry Crawford	46		
Lancelot Alcindor	52		
7 Australia	52.21		
Jim Shand	57		
Peter Dunham	51		
Anthony Bradford	55		
Michael Stevenson	55		
4x400 Meter Relay			
1 United States	3:36.47		
Philip Felton	46		
Jim Dolezel	45		
Kenneth Brinker	48		
Frederick Sowerby	46		
2 Great Britain	3:38.18		
David Woolley	45		
Tony Wells	46		
Tyrone Lewis	46		
Peter Browne	46		
3 Canada	3:41.77		
Robert Zimmerman	48		
Bill McIlwaine	46		
Steve Bogatek	55		
Harold Isao Morioka	52		
4 Germany	3:45.92		
Horst Beige	48		
Fred Kesselring, Dr.	47		
Heiner Malo	50		
Ralf Ueberschaer	45		
5 Republic of South Africa	3:48.68		
Gideon Breytenbach	47		
Vincent O'Donoghue	50		
Ockert Smit	46		
David R. Appollis	46		
6 Colombia	3:48.76		
Sergio Althahona	47		
Abdias ViazaraPalacios	45		
Luis Gutierrez-Sumay	48		
Jairo Duque Gil	47		
7 Australia	3:54.56		
Trevor Rollinson	47		
Ross Kent	53		
Harold MacDonald	51		
Richard Trembath	53		
8 Finland	3:58.66		
Raimo Malinen	48		
Markku Veijalainen	49		
Vesa Korpimaki	51		
Heikki Vakkuri	47		

Name				Age Country Results				Name				Age Country Results			
High Jump				25 Rigoberto Soto Campos 48 MEX 3.62m -0.5				19 Gary Kelmenson 45 USA 35.34m				2 Brant Tolmsa USA 6987			
26 Tadashi Fukiage 46 JPN 3.51m 1.7				20 Horacio Jose Imberti 47 ARG 35.06m				21 Krzysztof Kiriis 49 CAN 33.82m				100 13.33 591 w:-6.2			
FINAL				Triple Jump				22 Frank Monroe 48 USA 33.66m				LJ 5.75m 795 w: 4.4			
1 Charlie Rader 47 USA 1.88m				FINAL				23 Ahto Paavo 47 EST 33.54m				SP 10.31m 617			
2 Dusan Prezelj 46 SLO 1.88m				1 Valodimit Chernyatevich 46 UKR 14.11m 6.2				24 Jorge Grave 45 POR 33.22m				HJ 1.66m 776			
3 James Sauters 47 USA 1.80m				2 Pertti Ahomaki 49 FIN 13.28m 5.3				25 Fred Riesen 47 SUI 32.80m				400 58.53 677			
4 Mitsuo Kitabayashi 45 JPN 1.76m				3 Bernard Lejeune 46 FRA 13.25m 4.0				26 Klaus Neumann 45 GER 32.62m				110HH 17.75 753 w: 4.7			
5 Hans-Theo Nieder 46 GER 1.72m				4 Rodney Wiltshire 45 USA 13.07m 5.9				27 Georgios Pardalis 46 GRE 32.56m				DT 35.44m 640			
6 Juergen Ramacher, Dr. 45 GER 1.72m				5 Rein Laasmaa 45 EST 12.31m 4.7				28 Knud Hoyer 49 DEN 32.32m				PV 3.90m 849			
6 Jim Fanning 49 IRL 1.72m				6 Gerald Woolfolk 46 USA 11.83m 4.4				29 Pundarika Puthran Babu 47 IND 31.82m				JT 40.48m 627			
8 Kenneth Cooper 47 USA 1.68m				7 Hans-Theo Nieder 46 GER 11.80m 3.5				30 Dennis Chandler 47 USA 29.82m				1500 5:09.72 662			
8 Edward Baskauskas 45 USA 1.68m				8 Joao Marreiros 46 POR 10.53m 2.0				31 Hans Josef Weitz 48 GER 29.58m				3 Tyrone Lewis GBR 6757			
10 Roberto Pozzi 49 USA 1.68m				9 Armond Laframboise 47 USA 10.41m 5.4				32 Armond Laframboise 47 USA 29.06m				100 12.92 665 w:-8.5			
11 Jarmo Lipasti 46 FIN 1.64m				10 Carlos Fuentealba 47 CHI 10.41m 5.4				33 Neville Fernando 49 SRI 28.04m				LJ 5.70m 781 w: 3.2			
12 Mabray Andrews 45 USA 1.60m				11 Yotaro Tomita 49 JPN 10.35m 3.3				34 Patricio A. Jana Perez 48 CHI 27.86m				SP 7.91m 446			
13 Georg Erne 45 SUI 1.60m				12 Bernhard Roeser 46 AUT 10.27m 2.0				35 James Alexander 47 USA 22.84m				HJ 1.66m 776			
14 Jim Dolezal 45 USA 1.56m				13 G. Taylor Tunstall Jr. 45 USA 10.02m 4.8				- Clifford Bellingan 48 NAM FOUL				400 55.18 812			
15 Daniel Olherry 47 FRA 1.52m				14 Ivan Black 46 USA 9.97m 3.1				- Joaquin Albizu Leevy 48 DOM FOUL				110HH 16.30 907 w: 4.7			
16 Ivan Black 46 USA 1.48m				- Georgios Kiriakidis 49 GRE ND NWI				- Willi Zaiser 49 GER FOUL				DT 22.90m 768			
17 Konstantinos Pavlou 46 GRE 1.44m				- Noel Peters 47 AUS ND NWI				Hammer Throw 7.26 kg				PV 3.60m 340			
- Michael Walker 45 USA NH								FINAL				JT 33.54m 494			
- Jerry Cash 46 USA NH								1 Boris Zaitchouk 47 CAN 57.80m				1500 4:51.60 768			
Pole Vault				Shot Put 7.26 kg				FINAL				4 Rex Harvey USA 6690			
FINAL				FINAL				2 Roger Schneider 48 SUI 50.90m				100 13.54 556 w:-8.5			
1 Daniel Borrey 49 USA 4.60m				1 Celso Angulo Aragon 46 COL 15.15m				3 Jan Roodt 47 RSA 50.82m				LJ 5.35m 684 w: 2.9			
2 Jerry Cash 46 USA 4.45m				2 Vlavtimitil Koca 46 TCH 14.74m				4 Nikoloy Kozirenko 48 RUS 50.52m				SP 11.28m 687			
3 Flemming Johansen 49 DEN 4.30m				3 Francesco Carcioffo 46 ITA 13.84m				5 Jostein Myrvang 48 NOR 45.94m				HJ 1.57m 679			
3 Greg Miguel 48 USA 4.30m				4 Karli Trumm 45 EST 13.27m				6 Jorge Grave 45 POR 45.04m				400 59.35 646			
5 Pawek Iwinski 46 POL 4.30m				5 Wayne Owen 48 USA 13.18m				7 Krzysztof Kiriis 49 CAN 44.94m				110HH 18.21 707 w: 3.9			
6 Juhani Salminen 47 FIN 4.15m				6 Erkki Aaltonen 47 FIN 13.15m				8 Leonardas Varnas 46 LTU 44.44m				DT 36.64m 667			
7 Matti Kilpelainen 49 USA 4.00m				7 Manfred Kalupke 45 GER 12.84m				9 Manfred Kalupke 45 GER 42.08m				PV 3.90m 849			
7 Gilbert Joner 46 GER 4.00m				8 John Von Rohr 47 USA 12.75m				10 John Von Rohr 47 USA 41.98m				JT 47.14m 757			
9 Veikko Makela 49 FIN 4.00m				9 Viacheslav Gluhov 46 RUS 12.51m				11 Rainer Boese 45 GER 41.64m				1500 5:48.53 458			
10 John Hoogasian 46 USA 4.00m				10 Hans Schouten 46 NED 12.50m				12 Patrick H. Lynn 45 USA 41.46m				5 Herbert Hanke GER 5873			
11 Hans Brunner 47 SUI 3.85m				11 Kestutis Vislavicius 46 LTU 12.36m				13 Gary Kelmenson 45 USA 41.18m				100 12.80 687 w:-3.5			
12 Johnnie Dye 46 USA 3.85m				12 Ulrich Marti 45 SUI 12.13m				14 Gerald Landzettel 49 AUT 40.70m				LJ 5.75m 795 w: 4.9			
13 Finar Johan Svendgard 45 NOR 3.85m				13 Jurgen Tempel 48 GER 12.11m				15 Laszlo Varhegyi 48 HUN 37.90m				SP 9.66m 570			
14 Hugh Miller 49 CAN 3.70m				14 Marten Regtop 46 NED 12.06m				16 Bogdan Poprawski 47 CAN 35.76m				HJ 1.48m 593			
14 Mike Davis 45 USA 3.70m				15 Jorge Grave 45 POR 11.69m				17 Anagani Mogilaiah 45 IND 33.30m				400 1:00.39 608			
16 Jarmo Lipasti 46 FIN 3.70m				16 Gerald Landzettel 49 AUT 11.67m				18 Knud Hoyer 49 DEN 32.58m				110HH 18.57 672 w: 5.0			
17 Lauri Vuohelainen 45 FIN 3.55m				17 Jan Roodt 47 RSA 11.45m				19 James Alexander 47 USA 24.32m				DT 27.48m 466			
18 Konstantinos Pavlou 46 GRE 3.40m				18 Klaus Neumann 45 GER 11.28m				- Bob Sager 47 USA FOUL				PV 2.30m 316			
19 Kent Hall 49 USA 3.40m				19 Rich Dunphy 47 USA 11.19m				Javelin Throw 800g				JT 39.06m 600			
20 Jean-Claude Deremy 45 FRA 3.25m				20 Bob Sager 47 USA 11.14m				FINAL				1500 5:27.16 566			
21 Hubert Hagenhuber 46 AUT 3.25m				21 Gary Kelmenson 45 USA 11.06m				1 Joseph Greenberg 45 USA 63.02m				6 Jarmo Lipasti FIN 5869			
Long Jump				22 Hans Josef Weitz 48 GER 10.58m				2 Jeurgens Brandt 47 GER 59.66m				100 13.55 554 w:-6.2			
FINAL				23 Pundarika Puthran Babu 47 IND 10.55m				3 Frantisek Drab 45 TCH 57.68m				LJ 5.61m 755 w: 3.7			
1 Anatoly Bobrov 45 RUS 6.61m 1.4				24 Fred Riesen 47 SUI 10.15m				4 Ed Morland 47 USA 57.00m				SP 9.79m 580			
2 Svatoslav Sauliak 48 RUS 6.48m 2.4				25 Anagani Mogilaiah 45 IND 9.66m				5 Helmut Hessert 48 GER 54.40m				HJ 1.63m 749			
3 Pertti Ahomaki 49 FIN 6.48m -1.1				26 Horacio Jose Imberti 47 ARG 9.51m				6 Kestutis Vislavicius 46 LTU 53.30m				400 1:05.02 449			
4 Bernard Lejeune 46 FRA 6.08m 1.4				Discus Throw 2 kg				7 Richard Sander 49 USA 52.36m				110HH 20.15 528 w: 5.0			
5 Yoshito Oguri 47 JPN 6.04m 1.5				FINAL				8 Paul Muttanen 45 EST 51.22m				DT 29.78m 516			
6 Dennis Wallington 45 GBR 6.04m 1.2				1 Luciano Baraldo 48 ITA 47.56m				9 Bob Powers 46 USA 49.86m				PV 3.60m 740			
Rein Laasmaa 45 EST NWI 5.86m				2 Ferene Tegla 47 HUN 46.30m				10 James Ulrich 48 USA 49.42m				JT 40.58m 629			
8 Vladimir Vybovostok 48 SVK 5.86m 2.3				3 Bengt Nilsson 47 SWE 45.62m				11 Dennis Chandler 47 USA 48.86m				1500 6:07.95 369			
9 Georgios Kiriakidis 49 GRE 5.72m 2.0				4 Marten Regtop 46 NED 44.92m				12 Jan Dec 46 POL 47.62m				Decathlon			
10 Herbert Hanke 47 GER 5.63m -1.1				5 Hans Schouten 46 NED 44.38m				1 Joseph Greenberg 45 USA 63.02m				1 Finar Johan Svendgard NOR 7289			
11 Aloys Tenkhoff 47 GER 5.60m 2.1				6 Vlavtimitil Koca 46 TCH 42.22m				2 Jeurgens Brandt 47 GER 59.66m				100 13.32 593 w:-6.2			
12 Gilbert Joner 46 GER 5.58m -2.5				7 Mark Dupuis 45 USA 41.78m				3 Frantisek Drab 45 TCH 57.68m				LJ 5.91m 842 w: 2.7			
13 Georg Erne 45 SUI 5.51m 1.8				8 Ove Pusto 49 SWE 41.58m				4 Ed Morland 47 USA 57.00m				SP 9.67m 571			
14 Laurence Malcolmson 45 NZL 5.48m 0.9				9 Gerald Landzettel 49 AUT 41.42m				5 Helmut Hessert 48 GER 54.40m				HJ 1.66m 776			
15 Gideon Breitenbach 47 RSA 5.33m -0.5				10 Terry Shuman 49 USA 40.10m				6 Kestutis Vislavicius 46 LTU 53.30m				400 58.57 676			
16 Hans-Theo Nieder 46 GER 5.29m 0.5				11 Manfred Kalupke 45 GER 40.04m				7 Richard Sander 49 USA 52.36m				110HH 16.88 843 w: 3.9			
17 Swapan Kumar Das 47 IND 5.20m 0.5				12 Jean-Yves Prevost 49 FRA 39.42m				8 Paul Muttanen 45 EST 51.22m				DT 34.82m 626			
18 Wolfgang Bauer 49 GER 5.14m -2.0				13 Jostein Myrvang 48 NOR 39.30m				9 Bob Powers 46 USA 49.86m				PV 3.90m 849			
19 Jim Dolezal 45 USA 5.12m 1.6				14 Gerhard Zachrau 45 GER 37.76m				10 James Ulrich 48 USA 49.42m				JT 48.50m 784			
20 Dana Harrell 46 USA 4.95m 0.5				15 Georg Kinadeter 48 GER 37.56m				11 Dennis Chandler 47 USA 48.86m				1500 4:58.12 729			
21 Armond Laframboise 47 USA 4.88m -1.6				16 Ulrich Marti 45 SUI 37.24m				12 Jan Dec 46 POL 47.62m				6 John Hoogasian USA 5869			
22 Ivan Black 46 USA 4.69m 0.9				17 Luis Planchart 48 VEN 36.28m				1 Joseph Greenberg 45 USA 63.02m				100 13.71 527 w:-6.2			
23 Yotaro Tomita 49 JPN 4.41m -0.8				18 Erkki Aaltonen 47 FIN 35.96m				2 Jeurgens Brandt 47 GER 59.66m				LJ 5.56m 741 w: 2.2			
24 Joao Marreiros 46 POR 4.30m -1.2								3 Frantisek Drab 45 TCH 57.68m				SP 8.76m 506			

Name	Age	Country	Results	Name	Age	Country	Results	Name	Age	Country	Results	Name	Age	Country	Results
8 William Dehorn		CAN	5722	14 Georg Kinadeter		GER	5019	20 Carlos Fuentelba		CHI	3751	5 Jostein Myrvang		NOR	3502
100	13.81	511	w: 3.5	100	14.39	420	w: 8.5	100	14.08	468	w: 6.2	HT	44.66m	759	
LJ	5.25m	657	w: 1.5	LJ	4.94m	576	w: 3.6	LJ	4.56m	479	w: 3.8	SP	11.15m	677	
SP	8.96m	521		SP	10.25m	612		SP	7.46m	414		DT	38.12m	700	
HJ	1.66m	776		HJ	1.42m	536		HJ	1.36m	472		JT	36.76m	556	
400	1:02.40	536		400	1:04.51	465		400	1:07.15	382		WT	13.58m	810	
110HH	19.36	598	w: 3.9	110HH	22.54	342	w: 3.9	110HH	21.54	415	w: 5.0	6 Hans Schouten		NED	3500
DT	26.86m	453		DT	35.56m	643		DT	18.66m	280		HT	34.40m	550	
PV	3.50m	705		PV	2.40m	345		PV	2.40m	345		SP	13.94m	880	
JT	39.90m	616		JT	40.40m	626		JT	25.32m	340		DT	42.58m	800	
1500	6:12.75	349		1500	5:49.33	454		1500	7:06.30	156		JT	37.10m	562	
												WT	12.10m	708	
9 John Charlton		GBR	5634	15 Daniel Olhery		FRA	4888	21 Herbert Matle		SUI	3222	7 Jorge Grave		POR	3463
100	13.17	620	w: 3.5	100	14.55	396	w: 8.5	100	13.76	518	w: 8.5	HT	47.22m	811	
LJ	5.77m	802	w: 5.0	LJ	5.15m	630	w: 3.7	LJ	5.77m	802	w: 5.9	SP	11.60m	710	
SP	9.67m	571		SP	9.74m	576		SP	9.95m	591		DT	36.62m	666	
HJ	1.51m	619		HJ	1.57m	679		HJ	1.66m	776		JT	34.32m	509	
400	1:01.79	557		400	1:11.66	259		400	1:02.42	535		WT	12.96m	767	
110HH	19.34	599	w: 4.7	110HH	20.42	505	w: 4.7	110HH	NT	0		8 Gerhard Zachrau		GER	3413
DT	24.86m	410		DT	27.78m	472		DT	ND	0		HT	34.84m	559	
PV	3.00m	533		PV	3.00m	533		PV	NH	0		SP	11.96m	736	
JT	38.96m	598		JT	34.14m	506		JT	ND	0		DT	40.36m	750	
1500	6:18.52	325		1500	6:16.70	332		1500	NT	0		JT	46.22m	739	
												WT	10.96m	629	
10 Hubert Hagenhuber		AUT	5451	16 Mike Davis		USA	4853	22 Ramasamy Kalaihelvan		IND	986	9 Gerald Landzette		AUT	3339
100	13.62	541	w: 6.2	100	14.13	459	w: 3.5	100	15.22	305	w: 6.2	HT	39.60m	656	
LJ	4.90m	565	w: 2.2	LJ	4.91m	567	w: 3.6	LJ	3.75m	292	w: 4.2	SP	11.24m	684	
SP	9.05m	527		SP	8.82m	510		SP	7.10m	389		DT	39.28m	726	
HJ	1.57m	679		HJ	1.45m	560		HJ	NH	0		JT	43.18m	680	
400	1:02.38	536		400	1:05.40	436		400	NT	0		WT	10.44m	593	
110HH	19.71	566	w: 4.7	110HH	19.92	548	w: 5.0	110HH	NT	0		10 David Stebing		USA	3301
DT	25.98m	434		DT	28.42m	486		DT	ND	0		HT	37.88m	621	
PV	3.30m	634		PV	3.70m	778		PV	NH	0		SP	12.85m	800	
JT	35.90m	539		JT	34.34m	509		JT	ND	0		DT	38.76m	714	
1500	5:54.42	430		1500	NT	0		1500	NT	0		JT	42.86m	673	
												WT	8.98m	493	
11 Yury Adamov		RUS	5398	17 Alan Russell		USA	4363	23 Vladimir Tojin		RUS	549	11 Gary Kelmenson		USA	3299
100	14.39	420	w: 6.2	100	13.08	635	w: 3.5	100	NT	0		HT	41.06m	685	
LJ	4.97m	582	w: 3.5	LJ	5.00m	591	w: 3.3	LJ	ND	0		SP	10.94m	662	
SP	8.85m	513		SP	10.61m	639		SP	9.37m	549		DT	36.52m	664	
HJ	1.60m	714		HJ	1.60m	714		HJ	NH	0		JT	35.90m	539	
400	1:05.08	446		400	56.38	762		400	NT	0		WT	12.70m	749	
110HH	19.40	594	w: 5.0	110HH	22.12	372	w: 4.7	110HH	NT	0		12 Krzysztof Kirlis		CAN	3131
DT	28.64m	491		DT	35.88m	650		DT	ND	0		HT	43.08m	727	
PV	2.80m	469		PV	NH	0		PV	NH	0		SP	11.66m	714	
JT	40.66m	631		JT	ND	0		JT	ND	0		DT	30.92m	541	
1500	5:32.50	538		1500	NT	0		1500	NT	0		JT	28.82m	405	
												WT	12.64m	744	
12 Jean-Claude Deremy		FRA	5221	18 Solidio Martinez Leon		MEX	4286	Weight Pentathlon				13 Rex Harvey		USA	3129
100	14.47	409	w: 3.5	100	14.53	399	w: 8.5	1 Jan Rooft		RSA	3782	HT	30.72m	476	
LJ	5.08m	613	w: 5.3	LJ	4.00m	346	w: 3.7	HT	50.22m	873		SP	11.53m	704	
SP	9.51m	560		SP	8.68m	501		SP	12.03m	741		DT	36.92m	673	
HJ	1.54m	653		HJ	1.36m	472		DT	34.20m	613		JT	44.02m	696	
400	1:07.20	381		400	1:07.48	373		JT	43.22m	681		WT	10.24m	580	
110HH	19.99	542	w: 5.0	110HH	22.01	380	w: 3.9	WT	14.50m	874		14 Bob Sager		USA	3047
DT	26.66m	448		DT	28.76m	494		HT	39.46m	653		HT	37.84m	620	
PV	3.10m	568		PV	2.10m	259		SP	12.91m	804		SP	10.81m	653	
JT	41.84m	654		JT	32.86m	481		DT	45.24m	860		DT	34.10m	610	
1500	6:02.68	393		1500	5:24.24	581		JT	42.46m	666		JT	32.60m	476	
								WT	12.54m	738		WT	11.82m	688	
13 Norman Hough		RSA	5209	19 Grant Hennigar		USA	3971	3 Vlavtimil Koca		TCH	3651	15 Jean-Yves Prevost		FRA	2885
100	14.04	473	w: 8.5	100	14.15	456	w: 3.5	HT	35.50m	573		HT	32.14m	505	
LJ	5.10m	617	w: 3.8	LJ	4.65m	502	w: 4.0	SP	13.94m	880		SP	9.90m	588	
SP	10.26m	613		SP	7.96m	450		DT	38.88m	717		DT	37.86m	694	
HJ	1.45m	560		HJ	1.24m	367		JT	48.20m	778		JT	34.88m	520	
400	1:02.29	540		400	1:11.03	275		WT	12.04m	703		WT	10.22m	578	
110HH	21.37	428	w: 3.9	110HH	21.69	404	w: 3.9	4 Manfred Kalupke		GER	3529	16 Ulrich Marti		SUI	2770
DT	29.18m	503		DT	23.78m	387		HT	42.96m	724		HT	23.34m	330	
PV	2.60m	406		PV	2.70m	436		SP	12.02m	740		SP	11.64m	712	
JT	39.26m	604		JT	28.60m	401		DT	38.70m	713		DT	34.48m	619	
1500	5:47.03	465		1500	6:26.46	293		JT	45.08m	716		JT	39.72m	613	
								WT	11.06m	636		WT	9.02m	496	

Name	Age	Country	Results	Name	Age	Country	Results	Name	Age	Country	Results	Name	Age	Country	Results
17 Knud Hoyer		DEN	2686	24 Francisco Rojas Cabrera	48	CHI	39:37	2 Bohdan Bulakowski	45	POL	1:40:22	30 Pablo Vera Gonzales	45	BOL	3:03:27
HT	33.60m	534		25 Johann Siegele	46	AUT	39:44	3 Bernard Binggeli	49	SUI	1:42:37	31 Michael Sheridan	49	CAN	3:03:59
SP	10.18m	608		26 Seth Bergmann	45	USA	40:14	4 Robert Keating	48	USA	1:48:22	32 Malcolm Clark	47	NZL	3:04:05
DT	27.60m	468		27 Louis Allred	49	USA	40:45	5 M. Goujon Gerard	45	BEL	1:49:59	33 Jean Claude Czaja	46	FRA	3:06:47
JT	35.44m	531		28 Jorge Almeida	46	POR	40:51	6 Brian Savilonis	45	USA	1:50:05	34 Johann Siegele	46	AUT	3:07:42
WT	9.74m	545		29 John Schulte	46	USA	40:56	7 Daniel Dorohoy	48	CAN	1:50:08	35 William McLure	49	AUS	3:07:51
18 Gerald Bowersox		USA	2633	30 Ray Leonard	46	CAN	41:01	8 Johann Siegele	46	AUT	1:50:26	36 Ray Leonard	46	CAN	3:08:10
HT	28.62m	435		31 Hartmut Gocht	47	GER	41:05	9 Joser Orriols Verges	45	ESP	1:52:04	37 Thomas Dixon	48	USA	3:09:11
SP	10.27m	614		32 Luiz Felicio	45	BRA	41:15	10 Gyorgy Kiss	48	HUN	1:54:07	38 William Seyler	48	USA	3:12:59
DT	32.38m	573		33 Gennady Pimenov	46	RUS	41:24	11 Taka Amano	45	USA	1:54:42	39 Adri Stevens	48	NED	3:13:52
JT	32.96m	483		34 John Cossick	46	USA	41:28	12 Roland Borgmann	49	SUI	1:55:25	40 Toader Manda	45	ROM	3:14:08
WT	9.48m	528		35 Kenneth Tocha	47	USA	41:32	13 Enrique Camarena	45	USA	1:55:39	41 Akira Yamamoto	46	JPN	3:15:04
19 Georgios Pardalis		GRE	2435	36 Dietmar Kunze	45	GER	41:38	14 Peter Eislefner	49	GER	1:56:04	42 Anthony Strellrecht	47	USA	3:17:38
HT	23.82m	340		37 Gaetan Breton	47	CAN	41:42	15 Michel Schneider	48	SUI	1:56:05	43 Brian Eltervoog	45	USA	3:18:37
SP	10.31m	617		38 Tony Cavuoto	45	AUS	41:49	16 Steve Petrakis	45	USA	1:56:57	44 Robert Hunter	45	AUS	3:19:20
DT	30.94m	541		39 Nello Benedetti	47	ITA	42:06	17 Bernie O'Callaghan	49	IRL	1:57:36	45 Howard Ommel	46	NED	3:20:36
JT	31.82m	462		40 Robert W. Bonenberg	45	CAN	42:14	18 Juan Yanes	45	VEN	1:57:44	46 Salvador Sanchez			
WT	8.72m	475		41 Domingos Magalhaes	45	BRA	42:19	19 Franco Pantoni	49	USA	1:57:50	Alvares	47	MEX	3:20:47
20 Willi Zaiser		GER	2417	42 William McLure	49	AUS	43:06	20 Norman Frable	49	USA	2:04:10	47 Roland Borgmann	49	SUI	3:21:04
HT	27.42m	411		43 Joaquim				21 Shigeo Takanashi	46	JPN	2:07:27	48 Larry Zygo	45	USA	3:21:31
SP	11.16m	678		MonteiroMoreira	47	POR	43:19	22 Art Grant	45	USA	2:09:10	49 Anthony Rinella	46	USA	3:21:43
DT	38.74m	713		44 Michael Ghivagin	49	RUS	43:29	23 Ross Barranco	45	USA	2:09:17	50 Mogens Niss	49	DEN	3:21:45
JT	39.84m	615		45 Steve Schmitt	45	USA	43:53	24 Jacinto Mogena	49	USA	2:14:05	51 Michael Bautz	47	USA	3:22:11
WT	FOUL	0		46 Alvaro E. Acosta Salazar	49	COL	45:16	25 Steve Feith	48	USA	2:15:00	52 Paul Thalmann	46	SUI	3:23:00
21 Norman Hough		RSA	2405	47 Robert Hunter	45	AUS	45:43	26 Richard Markiewicz	49	USA	2:15:56	53 Fred Hoogenboom	45	CAN	3:26:27
HT	17.76m	221		48 Gregory Hutchinson	48	AUS	46:09	27 Robert Rapp	47	USA	2:20:59	54 Dennis Sears	49	USA	3:27:43
SP	10.70m	645		49 Bernard Pownall	49	AUS	47:43	28 Eduardo SepulvedaSeaton	48	CHI	2:31:15	55 Thomas D. Miller	48	USA	3:28:10
DT	28.82m	495		50 Hassan Ismail	48	SIN	48:59					56 John Maslakowski	46	USA	3:28:53
JT	41.02m	638		51 Dieter Bauer	48	GER	50:07					57 Donald Smith	49	USA	3:29:00
WT	7.68m	406		52 Naoto Yanagita	45	JPN	50:18					58 Bob Meinschenk	49	CAN	3:32:09
22 Ove Puisto		SWE	2376	53 Jeff Wilhelms	46	USA	50:45					59 Leigh Cassidy	47	AUS	3:32:27
HT	32.78m	518		54 Giovanni Abbarno	47	USA	50:59					60 Allan Phillips	48	CAN	3:34:52
SP	10.26m	613		55 Antonio Silva	45	POR	52:04					61 Bernard Crunaire	45	FRA	3:34:59
DT	37.68m	690		Eduardo SepulvedaSeaton	48	CHI	52:10					62 Yukio Ebara	46	JPN	3:35:14
JT	FOUL	0		57 Morgan Scot Smith	48	USA	53:02					63 Alan Peck	48	CAN	3:37:16
WT	9.88m	555		58 Brian Keaveny	47	CAN	56:26					64 Stephen Banks	49	USA	3:37:49
23 Laszlo Varhegyi		HUN	2359	59 Garbis Katanjian	46	LIB	1:06:14					65 Richard Blurton	45	GBR	3:38:39
HT	37.46m	612		Cross Country Team				20 km Road Walk Team				66 Joao Belmiro Santos	45	BRA	3:39:20
SP	8.30m	474		1 Russia	1:44:04			1 United States	5:33:09			67 Carl Krasnor	48	CAN	3:40:09
DT	20.38m	315		Alexander Tsukanov	33:58			Robert Keating	1:48:22			68 John Halpenny	45	CAN	3:40:50
JT	25.06m	335		Alexey Gavrilov	34:56			Robert Keating	1:50:05			69 William Strothmann	47	USA	3:41:45
WT	10.88m	623		Valery Aristov	35:10			Brian Savilonis	1:54:42			70 Kenneth Robinson	45	USA	3:42:35
24 John Von Rohr		USA	2140	2 Ireland	1:46:00			Taka Amano	1:54:42			71 James Bowles	45	USA	3:47:05
HT	42.46m	714		Denis A. Noonan	35:13							72 Jacques Caplette	48	CAN	3:49:27
SP	12.88m	803		Brendan Sherlock	35:21							73 Dieter Bauer	48	GER	3:49:30
DT	34.68m	623		John Sheridan	35:26							74 Gabbel Gabbrahamov	48	RUS	3:51:57
JT	FOUL	0		3 Portugal	1:48:07							75 Bernard Pownall	49	USA	3:53:42
WT	FOUL	0		Antonio Matias Riscado	34:14							76 Craig Althen	45	AUS	3:54:14
				Ivo Silva	36:56			Marathon				77 William Lyons	46	USA	3:55:55
				Jose F. Muchacho	36:57			1 Felix Hernando-Nieto	46	ESP	2:31:00	78 David Staszak	48	USA	3:57:41
				4 United States	1:54:08			2 Charles Thompson	45	USA	2:36:37	79 Luiz Felicio	45	BRA	3:57:48
				Roger Price	36:27			3 Alexander Tsukanov	47	RUS	2:36:59	80 Bob Kolodziej	48	USA	3:58:36
				Edward Best	37:27			4 Brendan Sherlock	49	IRL	2:39:12	81 Bob Carter	49	NZL	4:00:07
				Seth Bergmann	40:14			5 Francisco Rodriguez	47	BRA	2:39:20	82 Thomas Bordonaro	45	USA	4:01:05
				5 New Zealand	1:54:27			6 Rainer Lindemann	46	GER	2:41:15	83 Eduardo SepulvedaSeaton	48	CHI	4:05:26
				Bob Carter	37:46			7 Robert Briglio	45	USA	2:45:04	84 John Bell	49	USA	4:05:48
				Evan McRae	38:20			8 Kai Makela	47	FIN	2:45:41	85 Les Hoffman	46	USA	4:10:12
				Malcolm Clark	38:21			9 Herbert Raabe	45	GER	2:45:47	86 Jerome Giglio	45	USA	4:10:58
				6 Germany	1:56:51			10 Willi Maertens	45	GER	2:46:11	87 Daniel Blatz	45	USA	4:11:32
				Herbert Raabe	36:35			11 Ric Perry	46	USA	2:46:55	88 Thomas Bubar	46	USA	4:12:48
				Joachim Bauer	39:11			12 Mitsuyuki Shiota	45	JPN	2:49:17	89 Paul McCarthy	45	USA	4:12:54
				Hartmut Gocht	41:05			13 Jean-Pierre Schwab	46	SUI	2:53:59	90 Poon Mang Leung	47	HKG	4:14:32
				7 Australia	1:58:33			14 Alan Cartoll	48	GBR	2:54:09	91 Don Gleason	47	USA	4:15:42
				Eric Greaves	37:20			15 Armand Metenier	49	FRA	2:54:17	92 Harry Spector	47	USA	4:16:53
				John Lawford	39:24			16 Terry Heany	46	USA	2:55:43	93 John Orshal	45	USA	4:19:25
				Tony Cavuoto	41:49			17 Evan McRae	45	NZL	2:55:57	94 Robert Brown	48	USA	4:19:32
				8 Canada	2:00:13			18 Jean Bisson	45	FRA	2:56:06	95 Michael Walsh	46	USA	4:19:33
				Murray Hale	37:30			19 Jean Lemort	47	FRA	2:56:08	96 Len Kagelmacher	48	USA	4:22:13
				Ray Leonard	41:01			20 Robert Knuckey	46	CAN	2:56:12	97 Hirokatsu Sato	46	JPN	4:27:32
				Gaetan Breton	41:42			21 Rufino Chavez Condiri	47	BOL	2:56:55	98 Tony Nicotera	48	USA	4:27:43
				20 km Road Walk				22 Lai Ho Yin	46	HKG	2:57:29	99 Joseph Doriguzzi	48	USA	4:29:28
				1 Alexander Oleinik	46	RUS	1:36:50	23 Hubert Roedhammer	48	AUT	2:59:19	100 Neil Frank	48	USA	4:29:38
								24 Fran Emmerling	46	USA	2:59:26	101 David Clemens	49	USA	4:30:04
								25 Eric Greaves	47	AUS	2:59:34	102 Nicholas Lichtenthal	46	USA	4:30:48
								26 Angel de J. V. Figueroa	47	COL	3:00:20	103 Anthony Ramos	49	USA	4:32:46
								27 Hayden Smith	47	USA	3:00:50	104 Ronald Harenza	48	USA	4:34:51
								28 Gennady Pimenov	46	RUS	3:02:16	105 Juan Yanes	45	VEN	4:35:23
								29 Bruce Pellow	47	CAN	3:02:21				

Table with 4 columns: Name, Age, Country, Results. Lists athletes from race 106 to 116 including Neale Burkhardt, Joseph Meindl, Paul Draper, Steve Elbrink, Hassan Ismail, Paul Hassall, Philip Gray, George Lattarulo, Art Grant, Pierre Caplette, and Michael Vanderlip.

Marathon Team

Table listing marathon teams and their members. Includes United States (Charles Thompson, Robert Briglio, Ric Perry), Germany (Rainer Lindemann, Herbert Raabe, Willi Maertens), France (Armand Metenier, Jean Bison, Jean Lemort), New Zealand (Mike Piper, Evan McRae, Malcolm Clark), Canada (Robert Knuckey, Bruce Pellow, Michael Sheridan), Finland (Kai Makela, Anssi Joutsenlahti, Pekka Makinen), Switzerland (Jean-Pierre Schwab, Walter Eichelberger, Roland Borgmann), Colombia (Hernan Barroneche-Rios, Angel de J. V. Figueroa, Jorge Vargas Hernandez), Australia (Eric Greaves, William McLure, Robert Hunter), Japan (Mitsuyuki Shiota, Akira Yamamoto, Yukio Ebara), Austria (Hubert Roedhammer, Johann Siegele, Ferdinand Wiedermann), and Brazil (Francisco Rodriguez, Joao Belmiro Santos, Luiz Felicio).

MEN 50

100 Meter Dash

HEATS

Heat 1 Wind Reading: 0.5

Table for Heat 1 of the 100 Meter Dash. Athletes: Roy Fearnall (52 AUS, 12.15), Robert Wishart (53 AUS, 12.16), Gerold Schmitt (54 GER, 12.52).

Table for Heat 2 of the 100 Meter Dash. Athletes: Norbert Meyer-Hartmann (50 GER, 12.67), Dave Connolly (54 USA, 13.66), S S Nadarajan (51 SIN, 13.75). Heat 2 Wind Reading: 1.6.

Table for Heat 3 of the 100 Meter Dash. Athletes: Peter Crombie (50 AUS, 12.10), Noriyoshi Hidaka (51 JPN, 12.29), Robert Sebesta (50 USA, 12.76), Dennis Duffy (52 USA, 12.86), Richard Trembath (53 AUS, 13.30), Edwin Taft (54 USA, 13.59), Pedro Aguirre Prieto (53 CHI, 13.71), Claude Franc (51 SUI, 14.80). Heat 3 Wind Reading: -3.3.

Table for Heat 4 of the 100 Meter Dash. Athletes: Wilfredo Picorelli (50 PUR, 12.12), Thaddeus Bell (51 USA, 12.55), Lothar Lehmann (50 GER, 12.71), Barry Ferguson (53 GBR, 12.96), Mihaly Pasztor (50 HUN, 13.72), Peter Dunham (51 AUS, 13.87), Mansaku Higashi (51 JPN, 14.18). Heat 4 Wind Reading: -0.5.

Table for Heat 5 of the 100 Meter Dash. Athletes: Stephen Robbins (52 USA, 12.65), Lincoln Russin (50 USA, 12.90), Segundo Guerra (54 VEN, 13.02), Adolfo Kohnenkamp (51 VEN, 13.30), Thomas Hartman (52 USA, 13.66), Ronald Kimball (50 USA, 13.89), John Hess (50 USA, 14.14). Heat 5 Wind Reading: -2.2.

Table for Heat 6 of the 100 Meter Dash. Athletes: Stanley J. Wald (53 RSA, 12.06), Lloyd Hart (51 USA, 12.35), Theodor Lenk (54 GER, 12.43), Reinhard Kroll (50 AUT, 12.70), Heiner Malo (50 GER, 12.86), Wigberto Ribeiro Junior (50 BRA, 13.42), Terry Ward (50 GBR, 13.53), Kirti Parija (51 IND, 13.75). Heat 6 Wind Reading: -2.3.

Table for Heat 7 of the 100 Meter Dash. Athletes: Melvin Fields (50 USA, 12.17), Fred Turner (53 AUS, 12.46), Derek Brown (51 RSA, 12.70), Ross Kent (53 AUS, 12.71), Bengt Karlsson (53 SWE, 12.98), Frank Little (51 USA, 13.22), Marco Bonnefoi (54 MEX, 13.64), Thomas Miller (53 USA, 13.95). Heat 7 Wind Reading: -1.3.

Table for Heat 8 of the 100 Meter Dash. Athletes: Edward Jones Jr. (50 USA, 12.33), Samuel Hall (50 USA, 12.89), Chuck LaChiusa (53 USA, 12.95), Charley Loftis (53 USA, 13.60), Jeffrey Unsold (50 USA, 13.61), Joseph Smith (50 USA, 14.25), Abelardo Lopez Suarez (53 MEX, 14.33), German Camargo (54 COL, 15.29). Heat 8 Wind Reading: -0.7.

SEMI FINALS

Table for Heat 1 of the 100 Meter Dash Semi-Finals. Athletes: Stephen Robbins (52 USA, 11.34), Stanley J. Wald (53 RSA, 11.77), Thaddeus Bell (51 USA, 11.96), Roy Fearnall (52 AUS, 12.00), Lloyd Hart (51 USA, 12.15), Theodor Lenk (54 GER, 12.19), Norbert Meyer-Hartmann (50 GER, 12.45). Heat 1 Wind Reading: 1.9.

Table for Heat 2 of the 100 Meter Dash. Athletes: Joseph Johnson (50 USA, 11.73), Melvin Fields (50 USA, 11.93), Edward Jones Jr. (50 USA, 11.97), Roger Pierce (50 USA, 12.33), Gerold Schmitt (54 GER, 12.34), Peter Scholz (50 GER, 12.42), Ross Kent (53 AUS, 12.69), Frank Little (51 USA, 13.36). Heat 2 Wind Reading: 1.4.

Table for Heat 3 of the 100 Meter Dash. Athletes: Peter Crombie (50 AUS, 11.89), Wilfredo Picorelli (50 PUR, 12.14), Robert Wishart (53 AUS, 12.24), Noriyoshi Hidaka (51 JPN, 12.31), Reinhard Kroll (50 AUT, 12.70), Samuel Hall (50 USA, 12.72), Derek Brown (51 RSA, 12.78), Lincoln Russin (50 USA, 12.96). Heat 3 Wind Reading: -1.2.

FINAL

Table for the Final of the 100 Meter Dash. Athletes: Stephen Robbins (52 USA, 11.24), Peter Crombie (50 AUS, 11.47), Stanley J. Wald (53 RSA, 11.55), Joseph Johnson (50 USA, 11.57), Edward Jones Jr. (50 USA, 11.74), Melvin Fields (50 USA, 11.81), Wilfredo Picorelli (50 PUR, 11.85), Thaddeus Bell (51 USA, 11.89). Wind Reading: -3.7.

200 Meter Dash

HEATS

Table for Heat 1 of the 200 Meter Dash. Athletes: Edward Jones Jr. (50 USA, 25.05), Robert Wishart (53 AUS, 26.28), Ross Kent (53 AUS, 26.43), Wigberto Ribeiro Junior (50 BRA, 27.72), Peter Dunham (51 AUS, 27.94), Charley Loftis (53 USA, 29.39), Mansaku Higashi (51 JPN, 29.71). Heat 1 Wind Reading: 0.7.

Table for Heat 2 of the 200 Meter Dash. Athletes: Stanley J. Wald (53 RSA, 24.57), Lloyd Hart (51 USA, 24.99), Roger Pierce (50 USA, 25.57), Derek Brown (51 RSA, 25.95), Helmut Huschke (52 GER, 27.33), Thomas Hamilton (53 USA, 29.55), David Kunselman (50 USA, 31.79). Heat 2 Wind Reading: 4.2.

Table for Heat 3 of the 200 Meter Dash. Athletes: Antonio Palencia (52 VEN, 25.64), Norbert Meyer-Hartmann (50 GER, 25.73), Gerold Schmitt (54 GER, 25.99), Robert Sebesta (50 USA, 26.05), Frank Little (51 USA, 26.38), Ton Peters (53 NED, 27.52), Roelf Akkerman (50 NED, 28.01), John Shenk (52 USA, 28.52). Heat 3 Wind Reading: 2.5.

Table for Heat 4 of the 200 Meter Dash. Athletes: Wilfredo Picorelli (50 PUR, 25.46), Heiner Malo (50 GER, 25.91), Ceasar Austin (50 USA, 25.94), Chuck LaChiusa (53 USA, 26.15), Dr. Wolfgang Riedel (53 GER, 26.36), Terry Ward (50 GBR, 27.88), Antonin Jankovsky (53 TCH, 28.93). Heat 4 Wind Reading: 2.0.

Table for Heat 5 of the 200 Meter Dash. Athletes: Peter Crombie (50 AUS, 24.79), Roger Phillips (51 USA, 25.10), Peter Scholz (50 GER, 25.64), Bengt Karlsson (53 SWE, 26.45), Gauri Shankar (54 IND, 27.22), Dave Connolly (54 USA, 28.57), Paul Gilbert (52 USA, 29.15). Heat 5 Wind Reading: 2.7.

Table for Heat 6 of the 100 Meter Dash. Athletes: John Hess (50 USA, 29.22), Roy Fearnall (52 AUS, 25.09), Fred Turner (53 AUS, 25.46), Samuel Hall (50 USA, 26.00), Segundo Guerra (54 VEN, 26.90), Richard Trembath (53 AUS, 27.06), Herman Bebrackeleer (51 BEL, 27.55), John Manuhutu (53 INA, 28.73). Heat 6 Wind Reading: -0.9.

Table for Heat 7 of the 100 Meter Dash. Athletes: Stephen Robbins (52 USA, 24.93), Theodor Lenk (54 GER, 25.39), Joe Cavan (50 USA, 26.94), Marco Bonnefoi (54 MEX, 27.24), Adolfo Kohnenkamp (51 VEN, 28.04), Jack Karbens (53 USA, 29.09), Luis Anunzio Granaccioni (54 ARG, 29.56). Heat 7 Wind Reading: 0.8.

SEMI FINALS

Table for Heat 1 of the 100 Meter Dash Semi-Finals. Athletes: Peter Crombie (50 AUS, 24.51), Roy Fearnall (52 AUS, 24.88), Fred Turner (53 AUS, 25.39), Lloyd Hart (51 USA, 25.46), Robert Wishart (53 AUS, 25.75), Ceasar Austin (50 USA, 26.52), Dr. Wolfgang Riedel (53 GER, 26.86). Heat 1 Wind Reading: -5.4.

Table for Heat 2 of the 100 Meter Dash Semi-Finals. Athletes: Stephen Robbins (52 USA, 24.07), Edward Jones Jr. (50 USA, 25.00), Theodor Lenk (54 GER, 25.42), Roger Phillips (51 USA, 25.49), Roger Pierce (50 USA, 25.74), Peter Scholz (50 GER, 25.78), Chuck LaChiusa (53 USA, 26.22), Robert Sebesta (50 USA, 26.30). Heat 2 Wind Reading: -4.4.

Table for Heat 3 of the 100 Meter Dash Semi-Finals. Athletes: Stanley J. Wald (53 RSA, 24.42), Wilfredo Picorelli (50 PUR, 25.25), Antonio Palencia (52 VEN, 25.58), Norbert Meyer-Hartmann (50 GER, 25.58), Heiner Malo (50 GER, 25.88), Frank Little (51 USA, 25.91), Gerold Schmitt (54 GER, 25.95), Derek Brown (51 RSA, 26.33). Heat 3 Wind Reading: -2.4.

FINAL

Table for the Final of the 100 Meter Dash. Athletes: Stephen Robbins (52 USA, 23.68), Peter Crombie (50 AUS, 24.03), Roy Fearnall (52 AUS, 24.80), Edward Jones Jr. (50 USA, 25.10), Theodor Lenk (54 GER, 25.50), Fred Turner (53 AUS, 25.57), Wilfredo Picorelli (50 PUR, 25.57). Wind Reading: -5.8.

400 Meter Dash

HEATS

Table for Heat 1 of the 400 Meter Dash. Athletes: Dennis Duffy (52 USA, 54.0), Richard Tucker (50 USA, 55.2), Reinhard Kroll (50 AUT, 56.0), Ross Kent (53 AUS, 57.6), Joe Cavan (50 USA, 58.7), Fernando Dias (50 BRA, 1:00.0), Lancelot Alcindor (52 CAN, 1:02.5), Robert Evans (53 USA, 1:07.8). Heat 1 Wind Reading: 1.0.

Table for Heat 2 of the 400 Meter Dash. Athletes: Roy Fearnall (52 AUS, 55.2), Klaus Wucherer (51 GER, 56.7), Ton Peters (53 NED, 58.4), AntoniaLauro De Lemos (52 BRA, 59.0), Maurice Petit (52 FRA, 1:01.0). Heat 2 Wind Reading: 1.0.

Name	Age	Country	Results	Name	Age	Country	Results	Name	Age	Country	Results	Name	Age	Country	Results				
6 Jonathan Tetherly	50	USA	1:06.71	3 Harold Isoo Morioka	52	CAN	52.16	2 Victor Smith	51	GBR	2:07.08	2 Salih Talib	50	USA	4:28.83				
7 Joao Ferro Filho	52	BRA	1:20.89	4 Roy Fearnall	52	AUS	52.82	3 Jose Luiz De Souza	50	BRA	2:08.12	3 Michael Dixon	51	GBR	4:29.30				
Heat 3				5 Melvin Fields	50	USA	52.93	4 Paul Perry	50	USA	2:10.00	4 Jake Madderom	50	CAN	4:34.00				
1 Stephen Robbins	52	USA	55.88	6 Lloyd Hart	51	USA	53.44	5 Arie Van Tol	51	NED	2:11.46	5 Rudi Vandaele	51	BEL	4:35.78				
2 Dieter Millbradt	50	GER	56.65	7 Fred Turner	53	AUS	54.26	6 Bernardino				6 Bernardino							
3 Norbert Meyer-Hartmann	50	GER	57.16	800 Meter Run				7 Frank Hearn	54	IRL	2:13.27	7 Marcelino Contreras	51	MEX	4:40.09				
4 Dr. Wolfgang Riedel	53	GER	57.23	HEATS				8 Vincent O'Donoghue	50	RSA	2:16.44	8 Vesa Korpi	51	FIN	4:41.33				
5 Bengt Karlsson	53	SWE	57.54	Heat 1				Heat 2				9 Robert Nelson	50	USA	4:51.05				
6 Antonin Jankovsky	53	TCH	1:04.00	1 Victor Smith	51	GBR	2:10.10	1 Reginald Phipps	52	GBR	2:07.77	10 Peter Szawlowski	52	USA	4:58.49				
7 Luis O. Pena	53	PUR	1:10.41	2 Paul Perry	50	USA	2:11.02	2 Don Parker	52	USA	2:08.38	11 Sebastian Adrover-Nicolau	54	ESP	5:05.67				
Heat 4				3 Bernardino Contreras delaO	51	MEX	2:13.30	3 Salih Talib	50	USA	2:08.76	12 Lawrence Smith	50	USA	5:23.88				
1 Melvin Fields	50	USA	55.62	4 Jose Manrique	51	COL	2:13.53	4 Jim Gibbons	51	USA	2:10.89	13 Arthur Maillot	52	USA	5:27.86				
2 Volker Peitzmeier	51	GER	55.93	5 Norbert Schafer	51	GER	2:13.91	5 Jose Manrique	51	COL	2:13.75	14 Allen Stroll	54	CAN	6:00.19				
3 Melville Wong-Shing	50	USA	56.00	6 Marcelino Contreras delaO	51	MEX	2:16.51	6 Hansjorg Kaufmann	51	SUI	2:16.88	Heat 4							
4 Frank Hearn	54	IRL	58.51	7 John Waite	54	AUS	2:27.96	7 Manuel J. Soares Ferreira	52	POR	2:17.74	1 Kenneth Sparks	50	USA	4:22.68				
5 Richard Trembath	53	AUS	59.24	8 John Shenk	52	USA	2:32.05	8 John B. Garber	53	GBR	2:18.50	2 Gunnar Gaulen	54	NOR	4:27.26				
6 Georg Dunkel	50	FIN	1:00.00	Heat 2				Heat 3				3 Vladimiro Raposo	52	POR	4:28.60				
7 Jack Karbens	53	USA	1:02.24	1 Don Parker	52	USA	2:07.14	1 Kenneth Sparks	50	USA	2:02.81	4 Paul Perry	50	USA	4:29.37				
Heat 5				2 Jose Luiz De Souza	50	BRA	2:09.97	2 Richard Tucker	50	USA	2:07.63	5 Polanco Lucas Sosa	52	PUR	4:38.48				
1 Peter Crombie	50	AUS	55.42	3 Jake Madderom	50	CAN	2:14.19	3 Dennis Duffy	52	USA	2:08.68	6 Frank Handelman	50	USA	4:41.03				
2 Winston Thomas	51	GBR	55.61	4 Pedro Gomes De Oliveira	54	BRA	2:24.66	4 Michael Dixon	51	GBR	2:12.47	7 Anthony Roque	50	USA	4:46.68				
3 Peter Scholz	50	GER	56.00	5 Luis Hoyos	52	COL	2:28.54	5 Rudi Vandaele	51	BEL	2:13.84	8 Pedro Gomes De Oliveira	54	BRA	4:51.27				
4 Cesar Austin	50	USA	57.70	6 Samuel Mc Clendon	53	USA	2:30.74	6 Jake Madderom	50	CAN	2:14.35	9 Grigoris Ribiks	52	LAT	4:53.51				
5 Mariano Gonzales Garcia	52	ESP	59.96	7 Luis O. Pena	53	PUR	2:48.78	7 Norbert Schafer	51	GER	2:14.97	10 Jose Manrique	51	COL	4:55.37				
6 Peter Dunham	51	USA	1:00.37	Heat 3				8 Brian Foley	51	AUS	2:16.52	11 John E. Craig	53	USA	4:57.72				
7 John Shenk	52	USA	1:01.55	1 Michael Dixon	51	GBR	2:13.40	FINAL				12 Dick Croteau	53	USA	5:05.82				
8 Nikolay Litvinov	54	UKR	1:03.97	2 Richard Tucker	50	USA	2:14.02	1 Reginald Phipps	52	GBR	2:03.62	13 Denis Hooker	50	AUS	5:08.79				
Heat 6				3 Frank Hearn	54	IRL	2:15.03	2 Kenneth Sparks	50	USA	2:04.01	14 Paul T. Murray	51	USA	5:18.64				
1 Harold Isoo Morioka	52	CAN	55.28	4 John B. Garber	53	GBR	2:15.80	3 Harold MacDonald	51	AUS	2:08.77	15 Vern Christensen	54	CAN	5:22.97				
2 Roger Pierce	50	USA	55.80	5 Brian Foley	51	AUS	2:16.37	4 Richard Tucker	50	USA	2:09.01	FINAL							
3 Heiner Malo	50	GER	56.97	6 Robert Davis	51	USA	2:46.88	5 Jose Luiz De Souza	50	BRA	2:15.30	1 Reginald Phipps	52	GBR	4:12.60				
4 Vincent O'Donoghue	50	RSA	58.61	7 Joe Kopu	52	CAN	3:28.18	6 Victor Smith	51	GBR	2:16.83	2 Kenneth Sparks	50	USA	4:12.87				
5 Andy Pittman	50	USA	1:06.46	Heat 4				7 Dennis Duffy	52	USA	2:21.03	3 John Potts	50	GBR	4:15.68				
6 John Powell	51	CAN	1:09.54	1 Rudi Vandaele	51	BEL	2:14.53	1,500 Meter Run				4 Jan Frisby	51	USA	4:16.96				
7 Dan Durante	51	USA	DNF	2 Hansjorg Kaufmann	51	SUI	2:14.63	HEATS				5 Manuel J. Soares							
Heat 7				3 Anthony Roque	50	USA	2:17.63	Heat 1				6 Ferreira	52	POR	4:18.57				
1 Fred Turner	53	AUS	55.18	4 Vesa Korpi	51	FIN	2:21.32	1 Alan Galbraith	51	NZL	4:26.62	7 Jose Luiz De Souza	50	BRA	4:22.84				
2 Lloyd Hart	51	USA	55.77	5 Edgar Laide Carrilho	52	BRA	2:22.68	2 Reginald Phipps	52	GBR	4:27.19	8 Alexei Malii	53	UKR	4:24.20				
3 Keith Marun	51	USA	56.04	6 John Saarman	52	USA	2:24.48	3 Arie Van Tol	51	NED	4:31.08	9 Victor Smith	51	GBR	4:24.70				
4 Hansjorg Kaufmann	51	SUI	56.88	7 Trevor Smith	51	RSA	2:36.35	4 Emilio DelaCamaraPeron	50	ESP	4:33.21	10 Wally Herral	50	USA	4:26.30				
5 Francoios Poncin	50	FRA	59.07	8 Roberto Cardenas	50	USA	4:03.49	5 Ritchie Geisel	50	USA	4:33.53	11 Vladimiro Raposo	52	POR	4:28.76				
6 James Collins	50	USA	1:05.74	Heat 5				6 Valentin EsquinasSanchez	50	ESP	4:38.67	12 Gunnar Gaulen	54	NOR	4:36.33				
7 Roelf Akkerman	50	NED	DNF	1 Salih Talib	50	USA	2:12.32	7 Meinrad Gauch	51	SUI	4:46.61	13 Paul Perry	50	USA	4:57.38				
SEMI FINALS				2 Jim Gibbons	51	USA	2:12.41	8 Rob McGregor	50	NZL	4:57.30	14 Salih Talib	50	USA	DNF				
Heat 1				3 Arie Van Tol	51	NED	2:13.29	9 Douglas Griset	52	USA	5:05.60	5,000 Meter Run							
1 Harold Isoo Morioka	52	CAN	53.54	4 Meinrad Gauch	51	SUI	2:18.49	10 John Waite	54	AUS	5:11.25	FINAL							
2 Peter Crombie	50	AUS	53.89	5 George Linn	53	USA	2:32.63	11 Walter Lutz	53	SUI	5:17.69	1 Jose Bastos	51	BRA	15:43.14				
3 Winston Thomas	51	GBR	54.37	6 Sebastian Adrover-Nicolau	54	ESP	2:37.33	12 Ronald Obst	51	USA	5:27.39	3 Jiri Kindl	50	TCH	16:17.71				
4 Lloyd Hart	51	USA	54.53	7 Marty King	54	USA	2:55.20	13 Mario Furtodo	52	POR	5:43.82	4 Alan Galbraith	51	NZL	16:20.28				
5 Peter Scholz	50	GER	56.18	Heat 6				14 John Shenk	52	USA	5:54.32	5 Ivo Rezac	53	TCH	16:25.25				
6 Norbert Meyer-Hartmann	50	GER	56.82	1 Kenneth Sparks	50	USA	2:05.26	John Walker	52	AUS	DQ	6 Gunnar Gaulen	54	NOR	16:27.29				
7 Dr. Wolfgang Riedel	53	GER	58.29	2 Reginald Phipps	52	GBR	2:06.99	Heat 2				7 Jan Frisby	51	USA	16:33.71				
8 Melville Wong-Shing	50	USA	DNF	3 Vincent O'Donoghue	50	RSA	2:14.97	1 John Potts	50	GBR	4:20.08	8 Thomas O'Loughlin	51	IRL	16:44.37				
Heat 2				4 Valentin EsquinasSanchez	50	ESP	2:18.82	2 Jan Frisby	51	USA	4:20.39	9 Alexei Malii	53	UKR	16:45.86				
1 Stephen Robbins	52	USA	53.04	5 Keith McConnell	51	USA	2:33.55	3 Wally Herral	50	USA	4:21.81	10 Vladimiro Raposo	52	POR	16:50.57				
2 Melvin Fields	50	USA	54.41	6 Lawrence Smith	50	USA	2:34.99	4 Manuel J. Soares Ferreira	52	POR	4:23.18	11 Emilio DelaCamaraPeron	50	ESP	16:54.42				
3 Dennis Duffy	52	USA	55.10	7 Dr. Wolfgang Riedel	53	GER	DNF	5 Alexei Malii	53	UKR	4:24.52	12 Devaldino De Souza	50	BRA	16:59.29				
4 Dieter Millbradt	50	GER	56.34	Heat 7				6 Jose Luiz De Souza	50	BRA	4:27.04	13 Ed Cadman	50	USA	17:00.63				
5 Volker Peitzmeier	51	GER	56.97	1 Harold MacDonald	51	AUS	2:11.80	7 Sumner Brown	51	USA	4:33.24	14 Art Meaney	51	CAN	17:10.63				
6 Hansjorg Kaufmann	51	SUI	57.17	2 Dennis Duffy	52	USA	2:12.54	8 Marian Zenkiewicz	50	POL	4:40.64	15 Richard Webb	50	USA	17:10.74				
7 Ross Kent	53	AUS	59.52	3 Manuel J. Soares	52	POR	2:14.41	9 Carlos Cuprill	54	PUR	4:49.50	16 Ritchie Geisel	50	USA	17:12.56				
Heat 3				4 Paul P. Bourgeois	54	CAN	2:16.38	10 John B. Garber	53	GBR	4:53.60	17 Tomone Kobayashi	51	JPN	17:12.86				
1 Roy Fearnall	52	AUS	54.24	5 Donald Masterson	50	USA	2:23.22	11 Sune Mattsson	54	SWE	4:56.11	18 Derck Frechette	50	USA	17:14.05				
2 Fred Turner	53	AUS	55.02	6 James Collins	50	USA	2:44.82	12 Trevor Smith	51	RSA	5:07.85	19 Bob Krummert	50	USA	17:14.36				
3 Roger Pucher	50	USA	55.97	7 Ton Peters	53	NED	DNF	13 Franz Deibl	54	GER	5:28.13	20 Vincent Hancock	51	GBR	17:18.56				
4 Klaus Wucherer	51	GER	56.71	SEMI FINALS				14 Roy Skuse	54	NZL	5:48.94	21 John Walker	52	AUS	17:29.58				
5 Heiner Malo	50	GER	57.11	Heat 1				15 Luis O. Pena	53	PUR	6:03.40	22 Jim Gibbons	51	USA	17:30.89				
6 Bengt Karlsson	53	SWE	58.84	1 Harold MacDonald	51	AUS	2:06.33	Heat 3				23 James Lombardi	52	USA	17:35.83				
7 Richard Tucker	50	USA	1:02.07	Heat 2				1 Victor Smith	51	GBR	4:28.41	24 Jake Madderom	50	CAN	17:40.79				
FINAL				Heat 1				Heat 2				Heat 3							
1 Stephen Robbins	52	USA	51.63	1 Harold MacDonald	51	AUS	2:06.33	1 Victor Smith	51	GBR	4:28.41	1 Victor Smith	51	GBR	4:28.41	1 Victor Smith	51	GBR	4:28.41
2 Peter Crombie	50	AUS	52.03																

Name	Age	Country	Results	Name	Age	Country	Results	Name	Age	Country	Results	Name	Age	Country	Results														
25 Kenji Takeda	53	JPN	17:45.30	14 Arr Meaney	51	CAN	36:05.62	20 Keith McConnell	51	USA	29:23.62	-	Grant Lamothe	51	USA	DQ													
26 Rob McGregor	50	NZL	17:47.56	15 Miles Fleetwood	54	SWE	36:09.24	21 Ants Heinsoo	53	EST	29:39.68	FINAL																	
27 Luis Omar Liendo	54	ARG	17:47.60	16 Tomone Kobayashi	51	JPN	36:39.15	22 Heriberto Faundez				1	Courtlund Gray	51	USA	59.02													
28 David Sheridan	51	CAN	17:48.39	17 Robert Moore	54	CAN	36:44.21	Salgado	51	CHI	31:19.12	2	Alberto Oliveira	51	BRA	1:00.25													
29 Mike Piper	50	NZL	17:51.19	18 Polanco Lucas Sosa	52	PUR	36:49.64	23 Michael John Gough	52	CAN	31:41.55	3	Klaus Wucherer	51	GER	1:00.49													
30 Hector Rodriguez	51	USA	17:54.06	19 Luis Omar Liendo	54	ARG	37:29.23	24 Douglas Brown	52	USA	32:41.47	4	Micholis Malatidis	51	GRE	1:01.27													
31 Polanco Lucas Sosa	52	PUR	17:56.19	20 Richard Spreitzgrabner	51	AUT	37:38.09	-	Markus Martin	50	SUI	DQ	5	Francoios Poncin	50	FRA	1:03.16												
32 Richard Spreitzgrabner	51	AUT	17:56.52	21 Hermes Blanco	53	COL	37:44.11	-	Edgar Kousky	54	USA	DQ	6	Thomas Rogan	50	USA	1:04.89												
33 Petr Ucik	52	TCH	18:03.20	22 Siegfried Vosshenrich	53	GER	38:17.66	-	Renato Severo	51	BRA	DQ	7	Keith Martin	51	AUS	1:05.29												
34 Sune Mattsson	54	SWE	18:07.19	23 Juris Osis	51	LAT	38:21.18	-	Alfred Ludwig	54	GER	DQ	-	Michael Milove	50	USA	DNF												
35 Juergen Moelk	51	SUI	18:08.33	24 Walter Eichelberger	54	SUI	38:36.19	100 Meter High Hurdles 36"																					
36 Anthony Roque	50	USA	18:10.65	25 Pedro Gomes De				HEATS				3,000 Meter Steeplechase																	
37 Joseph Cole	51	USA	18:14.79	Oliveira	54	BRA	38:43.84					FINAL																	
38 Juris Osis	51	LAT	18:15.39	26 Brian Campbell	51	GBR	38:53.40					1	Ron Robertson	54	NZL	9:52.61													
39 Hector Bauza	50	USA	18:21.34	27 Frantisek Joch	53	TCH	39:10.53					2	Victor Smith	51	GBR	10:45.65													
40 Ruud Nieuwenhuis	51	NED	18:33.92	28 Joseph Cole	51	USA	39:22.54					3	John Walker	52	AUS	10:47.45													
41 Claude Laferriere	51	CAN	18:34.48	29 Juergen Moelk	51	SUI	39:28.88					4	Emilio																
42 Peter Szawlowski	52	USA	18:35.45	30 Denis Hooker	50	AUS	39:37.59					5	DelaCamaraPeron	50	ESP	11:05.70													
43 John E. Craig	53	USA	18:36.47	31 Alfredo Stella	51	ITA	39:45.19					6	Elias Dobre	52	GER	11:25.43													
44 Brian Foley	51	AUS	18:39.59	32 Claude Laferriere	51	CAN	39:45.23					7	Marian Zenkiewicz	50	POL	11:32.02													
45 Robert Evans	53	USA	18:39.68	33 Jose Martins	50	POR	39:57.02					8	Carroll DeWeese	51	USA	11:32.36													
46 Pedro Gomes De				34 John Waite	54	AUS	40:13.93					9	Gale Pfueller	52	USA	11:41.39													
Oliveira	54	BRA	18:41.38	35 Kjell Zettergen	51	SWE	40:30.45					10	Jan Stuczynski	53	POL	11:46.18													
47 Dick Ward	54	USA	18:42.45	36 Dick Ward	54	USA	40:39.25					11	Thomas Stenzen	50	BRA	11:46.83													
48 Josef Podmolik	52	TCH	18:42.80	37 Sebastian								12	Grigorj Ribiks	52	LAT	11:48.35													
49 Errol Ortley	50	TRI	18:45.72	Adrover-Nicolau	54	ESP	40:41.68					13	Thomas Carr	50	USA	11:48.74													
50 Frantisek Joch	53	TCH	18:45.89	38 Manfred Staske	53	GER	40:44.39					14	Sune Mattsson	54	SWE	11:52.64													
51 Sebastian				39 Jeff Martin	54	USA	40:54.38					15	Juergen Moelk	51	SUI	11:56.99													
Adrover-Nicolau	54	ESP	18:47.70	40 Robert Fuga	52	AUS	41:18.70					16	Kenji Takeda	53	JPN	12:08.52													
52 John Waite	54	AUS	18:49.68	41 Guenther Wierum	53	GER	41:21.51					17	Thomas Rogan	50	USA	12:13.23													
53 Max Bogenhuber	53	AUS	18:56.27	42 Rollie Cavalletto	51	USA	41:35.34					18	Trevor Smith	51	RSA	12:19.76													
54 Kjell Zettergen	51	SWE	19:05.03	43 Andre Sautiere	52	FRA	41:39.96					19	Vern Christensen	54	CAN	12:37.69													
55 Denis Hooker	50	AUS	19:18.72	44 Frans Jonkers	52	NED	42:35.85					20	George Linn	53	USA	13:01.35													
56 Zilinskas Jonas	50	LTU	19:22.08	45 Malcolm Brown	54	AUS	42:56.69					21	Franz Deibl	54	GER	13:36.38													
57 Robert Fuga	52	AUS	19:40.72	46 Edward Barwick	54	USA	43:33.59					22	Kevin Harris	52	HKG	13:48.64													
58 Thomas Appenheimer	50	USA	19:41.47	47 Gianni Tsimplis	50	GRE	44:09.82					23	Arthur Maillet	52	USA	14:36.02													
59 Vern Christensen	54	CAN	19:45.04	48 Michael Williams Sr.	54	USA	44:19.35					24	Douglas Brown	52	USA	17:55.44													
60 Michael Williams Sr.	54	USA	19:56.32	49 Stasys Cirba	52	LTU	45:01.61					-	Floyd McWilliams	52	USA	DNF													
61 Malcolm Brown	54	AUS	19:57.84	50 Jaakko Laajoki	52	AUS	45:10.13					4x100 Meter Relay																	
62 Robert Fass	50	USA	19:58.31	51 Peter Woodham	53	NZL	45:24.11					1	United States		45.04														
63 Paul T. Murray	51	USA	19:59.92	52 Graeme Small	54	AUS	46:02.38					Melvin Fields	50																
64 Edward Barwick	54	USA	20:17.93	53 Ian August	53	NZL	46:52.17					Thaddeus Bell	51																
65 Mark Spelman	50	USA	20:21.59	54 Reinhard Kott	52	GER	46:57.90					Edward Jones Jr.	50																
66 Markus Martin	50	SUI	20:28.09	55 Stephen J. Barker	52	AUS	47:09.69					Stephen Robbins	52																
67 Andre Sautiere	52	FRA	20:45.12	56 William Ryan	54	AUS	47:14.68					2	Australia		46.12														
68 Luis Hoyos	52	COL	20:50.97	57 Alan Graves	54	GBR	47:27.04					Ross Kent	53																
69 Hermes Blanco	53	COL	20:52.18	58 Ken Hough	50	AUS	47:38.03					Roy Fearnall	52																
70 Graeme Small	54	AUS	20:52.22	59 Ronald Obst	51	AUS	48:11.02					Fred Turner	53																
71 Daniel Gamble	52	USA	20:53.76	60 Robert Fass	50	USA	49:00.61					Peter Crombie	50																
72 Peter Woodham	53	NZL	21:01.42	61 Terry Gallagher	53	CAN	49:26.85					3	Germany		46.49														
73 John Moore	53	USA	22:04.63	62 Alan Norden	51	AUS	50:48.82					Peter Scholz	50																
74 Alan Graves	54	GBR	22:06.90	63 Joe Kopu	52	CAN	58:41.47					Theodor Lenk	54																
75 Wolfgang Grahl	50	GER	22:16.09	-	Ruud Nieuwenhuis	51	NED	DNF					Gerdold Schmitt	54															
76 Anatoly Babanin	54	RUS	22:25.53	-	Wolfgang Grahl	50	GER	DNF					Norbert Meyer-Hartmann	50															
77 Ken Hough	50	AUS	22:29.03	5,000 Meter Race Walk								400 Meter Int Hurdles 33"																	
78 George Ward	53	GBR	25:41.60	FINAL								HEATS																	
79 Joe Kopu	52	CAN	26:30.60	1	George White	50	AUS	23:46.75					Heat 1																
80 John Wicker	50	USA	27:06.09	2	James Carmine	52	USA	24:01.07					1	Alberto Oliveira	51	BRA	1:02.61												
81 Roberto Cardenas	50	USA	31:13.97	3	Donald L. Denoon	52	USA	24:12.95					2	Francoios Poncin	50	FRA	1:04.32												
10,000 Meter Run																													
FINAL																													
1	Ron Robertson	54	NZL	32:39.67	4	Richard Friedlander	51	USA	24:22.70					3	Keith Martin	51	AUS	1:05.51											
2	Jose Bastos	51	BRA	32:42.58	5	Estaban Quelale G.	50	BOL	25:54.83					4	AntonioLauro De Lemos	52	BRA	1:08.38											
3	Manuel CarvalhoDaSilva	51	POR	34:07.26	6	Jose Odorico Rolim	51	BRA	26:19.16					5	Fernando Dias	50	BRA	1:10.57											
4	Jeff Corkill	52	USA	34:39.25	7	Don Mowles	52	USA	26:23.18					-	Samuel Mc Clendon	53	USA	DNF											
5	Alan Galbraith	51	NZL	34:39.94	8	Piergiorgio Andreotti	54	ITA	26:28.05					Heat 2															
6	Peter Lessing	54	GER	34:54.26	9	Stangiong Briere	54	FRA	26:33.59					1	Courtlund Gray	51	USA	1:04.88											
7	Renato Severo	51	BRA	34:55.78	10	Bill Purves	51	HKG	26:39.58					2	Thomas Rogan	50	USA	1:06.27											
8	Emilio DelaCamaraPeron	50	ESP	35:15.70	11	Victor Sipes	52	USA	26:47.90					3	Gauri Shankar	54	IND	1:06.48											
9	John Walker	52	AUS	35:17.76	12	Jean Moussine	50	FRA	27:02.15					4	Bengt Karlsson	53	SWE	1:07.28											
10	Devaldino De Souza	50	BRA	35:22.64	13	Ian Richardson	50	AUS	27:21.07					5	Richard Trembath	53	AUS	1:11.27											
11	Thomas O'Loughlin	51	IRL	35:26.64	14	Robert Dobson	52	GBR	27:31.12					6	Claude Franc	51	SUI	1:18.81											
12	Michele Bassi	53	ITA	35:45.34	15	Arthur Lillfosse	50	NOR	27:36.78					Heat 3															
13	Vincent Hancock	51	GBR	35:59.50	16	Vladimirs Dribincevs	54	LAT	27:46.40					1	Micholis Malatidis	51	GRE	1:02.98											
																17	Tullio Nannetti	50	ITA	27:51.04					2	Klaus Wucherer	51	GER	1:03.38
																18	Heinz Jürgen Ulrich	53	GER	28:37.40					3	Michael Milove	50	USA	1:04.94
																19	Mick Statham	51	GBR	29:14.53					4	Fred Turner	53	USA	1:05.86
																								5	Ross Jensen	50	USA	1:05.96	
																								6	Jack Karbens	53	USA	1:19.93	

Name	Age	Country	Results
7		Venezuela	52.12
Segundo Guerra	54		
Barolo Gil	53		
Adolfo Kohanenka	51		
Antonio Palencia	52		
8		Finland	52.52
Erik Kallio	54		
Tapani Taavitsainen	51		
Veikko Tolvanen	58		
Ilmo Saanto	51		

4x400 Meter Relay

1	United States	3:37.267
Lloyd Hart	51	
Roger Pierce	50	
Dennis Duffy	52	
Melvin Fields	50	
2	Australia	3:37.86
Roy Fearnell	52	
Keith Martin	51	
Fred Turner	53	
Peter Crombie	50	
3	Germany	3:45.06
Norbert Meyer-Hartmann	50	
Volker Peitzmeier	51	
Dieter Millbradt	50	
Peter Scholz	50	
4	Great Britain	3:48.71
Winston Thomas	51	
Reginald Phipps	52	
Barry Ferguson	53	
John Potts	50	
5	Brazil	4:03.82
Antonio Lauro De Lemos	52	
Jose Odorico Rolim	51	
Jose Luiz De Souza	50	
Zildo Bueno	55	
6	Canada	4:25.25
Thomas Callender	63	
Lancelot Alcindor	52	
Vern Christensen	54	
Earl Fee	66	

High Jump

FINAL

1	Jaroslav Hanus	52 TCH	1.78m
1	Gunther Spielvogel	51 GER	1.78m
3	Dieter Wille	52 GER	1.74m
4	Vivod Franc Branko	51 SLO	1.70m
5	Ringaudaj Zals	52 LTU	1.66m
6	Dieter Millbradt	50 GER	1.62m
6	James Cawley	52 USA	1.62m
6	Pedro Avalos	51 CHI	1.62m
6	Kurt Milleck	53 GER	1.62m
6	Juan Antonio Chacon	51 ESP	1.62m
11	Stander Beres	50 HUN	1.58m
12	Norman Chambliss	52 USA	1.50m
13	Johnston Ewing	51 USA	1.46m
13	Lubdmir Plisckhe	53 AUT	1.46m
13	Francioj Poncin	50 FRA	1.46m
16	Pedro Aguirre Prieto	53 CHI	1.42m
17	Miklos Gazda	50 HUN	1.30m
	Chang-Ho Lee	54 TPE	NH

Pole Vault

FINAL

Robert Neutzling	51 USA	4.00m
Heinz Beat Wyss	50 SUI	4.00m
Michael Morris	51 USA	3.85m
Mardon Connelly	53 USA	3.85m
Dezzo* Kalo-Vasko	53 HUN	3.70m

Name	Age	Country	Results
5	Charles Polhamus	51 USA	3.70m
7	Jiri Petricek	50 TCH	3.55m
8	Johnston Ewing	51 USA	3.25m
9	Alexey Zorin	50 RUS	3.10m
9	Fred Quick	51 CAN	3.10m
11	Bikash Biswas	52 IND	2.95m
12	Brian S Harlick	53 GBR	2.80m
13	Arnold Harting	52 USA	2.50m
-	Joe Johnston	51 USA	NH
-	Ira Welborn	53 USA	NH

Long Jump

FINAL

1	Tapani Taavitsainen	51 FIN	6.59m	1.6
2	John Hartfield	50 USA	6.24m	NWI
3	Edward Jones Jr.	50 USA	5.95m	-0.4
4	Claus Werner Krefst	50 GER	5.86m	1.5
5	Leonel Carvalho	52 POR	5.84m	0.6
6	Lothar Lehmann	50 GER	5.78m	1.4
7	Micholis Malatidis	51 GRE	5.64m	-0.5
8	Wilhelm Kraatz	51 GER	5.56m	-1.0
9	Ilmo Saanto	51 FIN	5.54m	1.3
10	Ralf Grunefeld	54 GER	5.53m	-1.0
11	Mihaly Pasztor	50 HUN	5.34m	0.7
12	Erik Kallio	54 FIN	5.32m	-0.5
12	Bill Smith	53 USA	5.32m	-0.7
14	Stander Beres	50 HUN	5.30m	0.9
15	Thomas Rogan	50 USA	5.21m	-0.5
15	Roger Phillips	51 USA	5.21m	0.9
17	Gunnar Ekstedt	51 SWE	5.17m	1.4
18	Michael Milove	50 USA	5.08m	-0.8
19	Dieter Millbradt	50 GER	5.03m	0.4
20	Norman Chambliss	52 USA	4.94m	1.0
21	Kirti Panja	51 IND	4.73m	-0.8
22	Jan Rubes	52 TCH	4.72m	-1.1
23	Sunil Gopal Saha	51 IND	4.40m	NWI
24	Edwin Taft	54 USA	4.31m	1.0
-	Herman Bebrackeleer	51 BEL	FOUL	NWI

Triple Jump

FINAL

1	Jurgen Lamp	51 EST	13.41m	3.1
2	Claus Werner Krefst	50 GER	13.08m	4.0
3	Leonel Carvalho	52 POR	12.73m	3.6
4	Gabriel Mankowski	50 POL	12.45m	1.9
5	Michel Regner	50 FRA	12.40m	3.4
6	Derek Boosey	52 CAN	12.07m	4.1
7	Stander Beres	50 HUN	11.94m	1.9
8	Lothar Lehmann	50 GER	11.54m	3.2
9	Jonny Carlsson	50 SWE	11.36m	2.5
10	Gunnar Ekstedt	51 SWE	11.33m	3.0
11	Peter Ovie	52 GER	11.30m	5.7
12	Wilhelm Kraatz	51 GER	11.24m	4.7
13	Lars Torsten Stenberg	52 SWE	11.19m	5.9
14	James Cawley	52 USA	11.01m	5.3
15	Erik Kallio	54 FIN	10.84m	1.7
16	Mihaly Pasztor	50 HUN	10.78m	2.6
17	Norman Chambliss	52 USA	10.59m	3.9
18	Chang-Ho Lee	54 TPE	10.41m	3.3
19	Jibendra Nath Maitra	53 IND	9.70m	3.5
20	Jack Karbens	53 USA	8.24m	2.8
-	Tapani Taavitsainen	51 FIN	FOUL	NWI

Shot Put 6 kg

FINAL

1	Wolfgang Hamel	54 GER	16.01m
2	Thomas Gage	52 USA	15.25m
3	Robert Mead	51 USA	14.87m
4	Heinz Harre	51 AUT	14.58m
5	Eugen Reinhardt	54 GER	13.91m
6	Gary Tocke	51 USA	13.27m

Name	Age	Country	Results
7	Bonifacio Allende	54 ESP	12.86m
8	Andrzej Chewinski	53 POL	12.81m
9	John Scott	53 GBR	12.51m
10	Kuiet Bradal	54 DEN	12.49m
11	Paul Morrone	53 USA	12.31m
12	Hermann Heinen	50 GER	12.29m
13	Eulogio Arroyo Pando	53 MEX	11.92m
14	Kenneth Straley	50 USA	11.90m
15	Bruno Nyffenegger	52 SUI	11.72m
16	Lee Englund	50 USA	11.65m
17	Jeyaraj Robert	50 IND	11.59m
18	Gerd Kuhnke	52 GER	11.52m
19	Mike Valle	54 USA	11.37m
20	Nand Lal Singh	50 IND	11.15m
21	Allan Neville	51 USA	11.06m
22	Olavi Koivukangas	53 FIN	11.05m
23	Llesh Vuksani	51 ALB	10.47m
24	Antti Kiviniemi	54 FIN	10.40m
25	John Hess	50 USA	10.13m
26	Miklos Gazda	50 HUN	10.05m
27	John Reynolds	51 AUS	9.66m
28	Dipak Banerjee	50 IND	9.54m
29	Arnold Harting	52 USA	8.93m
30	Dumpala Joseph	51 IND	7.97m
31	Enumula Prabhudass	50 IND	7.48m
32	Germa Camargo	54 COL	6.81m
-	Graeme Rose	51 AUS	FOUL

Discus Throw 1.5 kg

FINAL

1	Art Swarts	50 USA	59.10m
2	Lloyd Higgins	53 USA	55.80m
3	Larry Pratt	54 USA	54.62m
4	Heinz Harre	51 AUT	54.04m
5	Ants Paju	50 EST	51.56m
6	Zdenek Karasek	52 TCH	50.48m
7	Eulogio Arroyo Pando	53 MEX	48.62m
8	Lee Englund	50 USA	48.04m
9	Hermann Heinen	50 GER	46.64m
10	Wolfgang Hamel	54 GER	45.92m
11	Robert Mead	51 USA	45.90m
12	Kuiet Bradal	54 DEN	45.14m
13	James Robert Jones	51 USA	45.02m
14	Andrzej Chewinski	53 POL	44.94m
15	Thomas Gage	52 USA	44.84m
16	Graeme Rose	51 AUS	44.80m
17	Michael Harrington	54 USA	44.36m
18	Gary Tocke	51 USA	43.12m
19	Ulrich Reuling	52 GER	42.38m
20	Vladislav Konc	50 SLO	42.02m
21	Nand Lal Singh	50 IND	41.72m
22	Eugen Reinhardt	54 GER	41.18m
23	Cheng-Hung Lin	52 TPE	40.84m
24	Olavi Koivukangas	53 FIN	40.44m
25	Mike Valle	54 USA	40.38m
26	Michel Barth	51 SUI	39.12m
27	Antti Kiviniemi	54 FIN	39.08m
28	John Reynolds	51 AUS	38.18m
29	Gerd Kuhnke	52 GER	38.12m
30	Rudolph Bosch	53 RSA	37.36m
31	Ryszard Krzesinski	52 POL	37.10m
32	John Hess	50 USA	35.44m
33	Bonifacio Allende	54 ESP	35.36m
34	Allan Neville	51 USA	34.98m
35	Szilvester Nagy	51 HUN	34.44m
36	Ronald Kimball	50 USA	34.14m
37	Jack Karbens	53 USA	33.06m
38	Herbert Masopust	51 AUT	28.56m
39	Arnold Harting	52 USA	27.00m
40	Begari Bhasker	50 IND	25.12m
-	Helmut Obermeier	53 GER	FOUL

Hammer Throw 6 kg

FINAL

1	Thomas Gage	52 USA	61.08m
2	Heimo Viertbauer	51 AUT	56.28m

Name	Age	Country	Results
3	Srecko Stiglic	52 CRO	55.98m
4	Ryszard Krzesinski	52 POL	53.82m
5	Nils-Ivan Nilsson	52 SWE	48.56m
6	Graeme Rose	51 AUS	48.06m
7	Olavi Koivukangas	53 FIN	47.10m
8	George Mathews	51 USA	46.58m
9	Wilhelm Kraatz	51 GER	45.54m
10	Nand Lal Singh	50 IND	44.44m
11	Lloyd Higgins	53 USA	43.96m
12	Klaus Volkheimer	50 GER	39.90m
13	John Reynolds	51 AUS	39.38m
14	John Scott	53 GBR	39.02m
15	Szilvester Nagy	51 HUN	38.72m
16	Mike Valle	54 USA	38.52m
17	Michel Barth	51 SUI	37.90m
18	Allan Neville	51 USA	36.92m
19	Robert Osterhoudt	53 USA	33.32m
20	Eulogio Arroyo Pando	53 MEX	29.46m
21	Jack Karbens	53 USA	28.12m

Javelin Throw 800g

FINAL

1	Josef Kolar	51 TCH	59.86m
2	Russell White	51 USA	56.52m
3	Salomon Robbins Williams	50 MEX	54.48m
4	Graeme Rose	51 AUS	51.46m
5	Maris Griva	50 LAT	48.84m
6	Joe Hilbe	50 USA	48.34m
7	Kuiet Bradal	54 DEN	48.16m
8	Gary Reddaway	54 USA	46.64m
9	Juan Jose Mendizabal	54 ESP	46.20m
10	Abdul Karim Anrullah	54 INA	46.04m
11	Jay Groen	51 USA	46.02m
12	George Reynolds	52 USA	45.90m
13	John Burns	54 USA	45.28m
14	Ivan Sobotka	52 TCH	44.00m
15	Guenter Pilz	50 AUT	43.92m
16	Helmut Obermeier	53 GER	42.10m
17	Shun-Tsu Lee	53 TPE	40.52m
18	Anton Kastvnik	52 SLO	38.76m
19	Llesh Vuksani	51 ALB	37.94m
20	Antti Kiviniemi	54 FIN	36.72m
21	Ronald Kimball	50 USA	36.46m
22	Alberto Quadrio	54 POR	36.44m
23	Herman Bebrackeleer	51 BEL	33.76m
24	John Hess	50 USA	31.58m
25	Carlos Makino	50 BRA	29.24m
26	Jack Karbens	53 USA	28.90m
-	Nasfet Iristay	53 TUR	FOUL

Decathlon

1	Rolf Geese	GER	7947
100	12.97	730	w-4.9
LJ	6.09m	1020	w-2.9
SP	12.08m	756	
HJ	1.66m	878	
400	56.99	820	
100HH	14.54	991	w-2.3
DT	38.02m	685	
PV	3.20m	682	
JT	42.28m	744	
1500	5:25.79	641	
2	Snowy Brooks	GBR	7288
100	12.97	734	w-6.3
LJ	5.83m	937	w-3.6
SP	11.94m	745	
HJ	1.51m	705	
400	1:00.06	700	
100HH	15.14	917	w-2.3
DT	39.88m	726	
PV	3.20m	682	
JT	47.50m	856	
1500	6:43.75	286	

Name	Age	Country	Results	Name	Age	Country	Results	Name	Age	Country	Results	Name	Age	Country	Results
3 Wilhelm Kraatz		GER	7138	9 Klaus Mueller Mag		AUT	5708	15 Bruce Selby		CAN	4798	21 Jack White		CAN	4119
100	13.38	661	w:-6.5	100	13.99	556	w:-6.3	100	14.39	492	w:-4.9	100	14.37	495	w:-8.4
LJ	5.64m	876	w: 4.0	LJ	5.26m	760	w: 3.0	LJ	4.76m	615	w: 2.7	LJ	4.07m	429	w: 3.9
SP	11.59m	720		SP	10.56m	645		SP	8.54m	498		SP	8.76m	514	
HJ	1.54m	740		HJ	1.51m	705		HJ	1.27m	457		HJ	1.39m	577	
400	58.57	757		400	1:05.31	515		400	59.12	736		400	1:05.46	510	
100HH	17.86	620	w: 1.6	100HH	18.35	572	w: 2.3	100HH	20.83	360	w: 5.9	100HH	20.83	360	w: 2.3
DT	38.82m	702		DT	36.10m	643		DT	23.78m	379		DT	26.52m	437	
PV	2.90m	570		PV	3.00m	606		PV	1.60m	161		PV	2.10m	303	
JT	43.72m	775		JT	40.54m	706		JT	24.22m	364		JT	18.10m	241	
1500	5:12.14	717		1500	NT	0		1500	5:08.78	736		1500	6:52.82	253	
4 Dieter Millbradt		GER	7004	10 Bill Smith		USA	5700	16 Rudolph Bosch		RSA	4713	22 Nikolay Leschenko		RUS	3760
100	13.35	665	w:-8.4	100	13.69	606	w:-4.9	100	14.77	436	w:-6.5	100	14.04	549	w:-6.3
LJ	5.61m	869	w: 3.2	LJ	5.60m	864	w: 2.4	LJ	4.28m	483	w: 2.2	LJ	5.20m	743	w: 4.9
SP	10.25m	622		SP	10.30m	626		SP	10.32m	627		SP	7.35m	413	
HJ	1.66m	878		HJ	1.45m	644		HJ	1.24m	426		HJ	1.48m	670	
400	56.44	842		400	1:05.34	514		400	1:04.77	533		400	1:06.04	491	
100HH	16.71	740	w: 2.0	100HH	18.00	606	w: 1.6	100HH	21.87	284	w: 1.6	100HH	16.86	723	w: 2.3
DT	31.24m	537		DT	31.14m	535		DT	36.44m	650		DT	13.94m	180	
PV	3.00m	606		PV	2.50m	431		PV	1.90m	244		PV	NH	0	
JT	38.92m	672		JT	38.06m	653		JT	31.62m	517		JT	ND	0	
1500	5:38.81	573		1500	7:02.03	221		1500	5:50.85	513		1500	NT	0	
5 Bill Angus		USA	6798	11 Robert Hancock		GBR	5403	17 Dieter Soltysik		GER	4684	23 Roy Skuse		NZL	3220
100	13.66	612	w:-6.5	100	13.89	573	w:-4.9	100	14.10	538	w:-8.4	100	16.75	190	w:-4.9
LJ	5.21m	746	w: 3.9	LJ	5.13m	723	w: 3.2	LJ	5.15m	727	w: 2.1	LJ	3.86m	377	w: 2.3
SP	10.31m	626		SP	9.87m	594		SP	8.55m	499		SP	8.12m	468	
HJ	1.57m	776		HJ	1.48m	670		HJ	1.39m	577		HJ	1.33m	512	
400	1:01.06	663		400	1:04.97	526		400	1:09.35	390		400	1:13.95	267	
100HH	16.33	781	w: 2.0	100HH	18.29	578	w: 1.6	100HH	20.13	414	w: 2.0	100HH	NT	0	
DT	28.26m	474		DT	29.94m	509		DT	24.28m	390		DT	26.28m	432	
PV	3.30m	719		PV	2.40m	398		PV	2.20m	333		PV	1.80m	216	
JT	38.86m	670		JT	29.20m	467		JT	32.34m	532		JT	21.04m	300	
1500	5:09.54	731		1500	6:23.48	365		1500	6:44.10	284		1500	6:01.02	464	
6 James Cawley		USA	6330	12 Grant Lamothe		USA	5121	18 Jack Karbens		USA	4471	24 Richard Walica		TCH	3150
100	13.55	629	w:-6.5	100	14.08	541	w:-8.4	100	14.90	417	w:-6.5	100	13.78	591	w:-6.4
LJ	5.42m	809	w: 2.1	LJ	4.56m	559	w: 3.2	LJ	4.69m	595	w: 3.1	LJ	5.37m	795	w: 1.4
SP	9.21m	546		SP	9.01m	532		SP	9.37m	558		SP	8.12m	468	
HJ	1.63m	840		HJ	1.39m	577		HJ	1.27m	457		HJ	1.39m	577	
400	1:00.76	674		400	1:01.72	639		400	1:02.70	604		400	59.51	721	
100HH	17.77	628	w: 2.0	100HH	18.75	535	w: 5.9	100HH	23.12	205	w: 5.9	100HH	NT	0	
DT	30.70m	526		DT	26.30m	432		DT	30.02m	511		DT	ND	0	
PV	3.20m	682		PV	2.00m	273		PV	NH	0		PV	NH	0	
JT	35.78m	605		JT	32.04m	526		JT	33.00m	546		JT	ND	0	
1500	6:17.48	391		1500	5:51.99	507		1500	5:37.86	578		1500	NT	0	
7 Peter Ovic		GER	6327	13 Gabriel Mankowski		POL	4887	19 Andrey Polosin		RUS	4212	25 Werner Angermund		GER	2920
100	13.83	582	w:-4.9	100	13.51	637	w:-6.3	100	15.71	308	w:-6.3	100	13.76	595	w:-6.4
LJ	5.50m	833	w: 2.8	LJ	5.53m	842	w: 2.0	LJ	4.45m	529	w: 2.5	LJ	4.93m	664	w: 3.1
SP	9.90m	597		SP	10.06m	608		SP	9.45m	564		SP	9.52m	569	
HJ	1.51m	705		HJ	1.57m	776		HJ	1.36m	544		HJ	1.45m	644	
400	1:01.94	631		400	1:04.66	536		400	1:17.90	178		400	1:07.31	451	
100HH	17.27	680	w: 5.9	100HH	18.14	592	w: 2.3	100HH	21.04	343	w: 1.6	100HH	NT	0	
DT	30.22m	515		DT	29.40m	498		DT	28.94m	488		DT	ND	0	
PV	3.10m	642		PV	2.40m	398		PV	2.50m	431		PV	NH	0	
JT	35.20m	593		JT	ND	0		JT	33.10m	548		JT	ND	0	
1500	5:43.57	549		1500	NT	0		1500	6:45.48	279		1500	NT	0	
8 Tom Thorne		USA	6052	14 Ronald Kimball		USA	4849	20 Brian S Harlick		GBR	4129	26 Ryszard Krzesinski		POL	2070
100	14.09	540	w:-4.9	100	13.77	593	w:-6.3	100	15.69	309	w:-8.4	100	14.70	446	w:-6.4
LJ	5.04m	695	w: 3.5	LJ	4.63m	578	w: 1.6	LJ	4.17m	455	w: 1.8	LJ	4.22m	467	w: 2.3
SP	10.58m	646		SP	8.55m	499		SP	8.87m	522		SP	10.64m	650	
HJ	1.54m	740		HJ	1.42m	610		HJ	1.36m	544		HJ	1.33m	512	
400	1:05.52	508		400	1:10.37	361		400	1:15.68	226		400	NT	0	
100HH	16.63	747	w: 5.9	100HH	21.57	305	w: 2.0	100HH	21.59	303	w: 2.3	100HH	NT	0	
DT	31.84m	550		DT	32.28m	560		DT	31.94m	552		DT	ND	0	
PV	3.10m	642		PV	2.90m	570		PV	2.90m	570		PV	NH	0	
JT	37.80m	648		JT	35.68m	603		JT	26.10m	403		JT	ND	0	
1500	6:30.58	336		1500	7:18.49	170		1500	6:55.13	245		1500	NT	0	

Name	Age	Country	Results	Name	Age	Country	Results	Name	Age	Country	Results	Name	Age	Country	Results
27 Henry Hopkins		USA	1659	11 Nand Lal Singh		IND	3269	23 Rudolph Bosch		RSA	2701	46 Pekka Makinen	51	FIN	45: 4
100	15.67		312	HT	43.36m		740	HT	27.46m		416	47 Sune Mattsson	54	SWE	45:15
LJ	3.96m		402	SP	11.24m		694	SP	10.56m		645	48 Pat Bonass	51	IRL	45:23
SP	8.40m		488	DT	34.88m		616	DT	36.32m		648	49 Robert Fuga	52	AUS	45:32
HJ	1.27m		457	JT	43.12m		762	JT	29.04m		464	50 Errol Ottley	50	TRI	45:57
400	DNF		0	WT	9.24m		457	WT	10.38m		528	51 Jaakko Laajoki	52	AUS	46:00
100HH	NT		0	12 Klaus Volkheimer		GER	3201	24 Gerd Kuhnke		GER	2670	52 Brian Foley	51	AUS	46:25
DT	ND		0	HT	40.20m		675	HT	25.44m		376	53 Malcolm Brown	54	AUS	47:37
PV	NH		0	SP	12.39m		779	SP	11.70m		728	54 Michael Williams Sr.	54	USA	48:46
JT	ND		0	DT	34.64m		611	DT	32.72m		569	55 Bernard Conway	54	CAN	49:15
1500	NT		0	JT	32.28m		531	JT	32.68m		540	56 Fanos Olajos	53	HUN	49:31
				WT	11.62m		605	WT	9.24m		457	57 Franz Deibl	54	GER	49:43
				13 Nils-Ivan Nilsson		SWE	3142	25 Jack Karbens		USA	2649	58 Stasys Cirba	52	LTU	49:59
Weight Pentathlon				HT	44.62m		766	HT	27.74m		422	59 Peter Woodham	53	NZL	50:02
1 Thomas Gage		USA	4701	SP	9.70m		582	SP	9.48m		566	60 Daniel Bigelow	50	USA	50:05
HT	62.62m		1142	DT	29.34m		497	DT	32.22m		558	61 Ian August	53	NZL	50:12
SP	15.13m		981	JT	30.74m		499	JT	33.40m		555	62 Peter Stoerch	52	GER	50:15
DT	45.64m		854	WT	14.68m		798	WT	10.72m		548	63 Alfred Blatti	52	SUI	51:19
JT	32.90m		544	14 Abdul Karim Amrullah		INA	3058	26 John Scott		GBR	2413	64 Graeme Small	54	AUS	51:22
WT	20.64m		1180	HT	24.34m		354	HT	38.22m		635	65 Jeffrey Casterline	53	USA	51:37
2 Graeme Rose		AUS	4356	SP	11.72m		730	SP	13.19m		837	66 Ferdinand Wiedermann	50	AUT	52:09
HT	50.48m		888	DT	33.44m		585	DT	30.46m		521	67 Alan Graves	54	GBR	52:32
SP	13.36m		850	JT	46.38m		832	JT	26.94m		420	68 Terry Gallagher	53	CAN	52:42
DT	42.64m		787	WT	10.86m		557	WT	FOUL		0	69 William Ryan	54	AUS	52:44
JT	51.08m		935	15 Enrique Figueredo		URU	3045	DT	30.46m		521	70 Stephen J. Barker	52	AUS	52:50
WT	16.22m		896	HT	36.84m		606	JT	26.94m		420	71 Shinichiro Noguchi	54	JPN	53:16
3 Ryszard Krzesinski		POL	4137	SP	9.89m		596	WT	FOUL		0	72 Walter Lutz	53	SUI	53:32
HT	52.06m		921	DT	36.66m		655					73 Heribert Faundez			
SP	12.13m		760	JT	34.94m		587					Salgado	51	CHI	54:23
DT	42.96m		794	WT	11.56m		601					Mario Furtodo	52	POR	54:26
JT	39.40m		682	16 Klaus Mueller Mag		AUT	3034					75 Frans Jonkers	52	NED	54:42
WT	17.54m		980	HT	28.20m		431					76 Ken Hough	50	AUS	57:43
4 Ants Paju		EST	3879	SP	10.91m		670					77 Hans Jorgen Derkow	50	GER	58:17
HT	43.84m		750	DT	36.68m		656					78 Graeme Murett	54	AUS	58:51
SP	13.50m		861	JT	40.80m		712					79 George Ward	53	GBR	1:00:33
DT	51.96m		997	WT	10.98m		565					Joe Kopu	52	CAN	1:01:22
JT	34.04m		568	17 Eulogio Arroyo Pando		MEX	3013					81 Ng Chung Choi	50	HKG	1:02:43
WT	13.18m		703	HT	29.68m		461					82 Carl Matthias	53	USA	1:03:31
5 George Mathews		USA	3782	SP	11.31m		700					83 Dilson Oliveira	52	BRA	1:03:54
HT	48.76m		852	DT	39.62m		720					84 John Grandis	53	USA	1:05:33
SP	12.66m		798	JT	29.50m		473					85 Sng Ah Huat	50	SIN	1:08:22
DT	33.48m		586	WT	12.48m		659								
JT	35.04m		589	18 John Reynolds		AUS	2976								
WT	17.18m		957	HT	37.48m		619								
6 Olavi Koivukangas		FIN	3638	SP	9.40m		560								
HT	47.98m		836	DT	36.32m		648								
SP	11.85m		739	JT	25.86m		398								
DT	37.86m		681	WT	13.94m		751								
JT	29.50m		473	19 Ivan Lebedev		RUS	2950								
WT	16.44m		909	HT	31.80m		504								
7 Wilhelm Kraatz		GER	3635	SP	10.83m		664								
HT	44.60m		766	DT	30.94m		531								
SP	11.47m		711	JT	39.44m		683								
DT	41.16m		754	WT	11.02m		568								
JT	40.32m		701	20 Allan Neville		USA	2912								
WT	13.18m		703	HT	38.62m		643								
8 Marek Glowacki		CAN	3458	SP	10.63m		650								
HT	32.42m		516	DT	34.98m		618								
SP	12.76m		806	JT	26.06m		402								
DT	39.16m		710	WT	11.52m		599								
JT	39.74m		689	21 Cheng-Hung Lin		TPE	2883								
WT	13.72m		737	HT	28.08m		429								
9 Andzej Chewinski		POL	3448	SP	10.22m		620								
HT	37.02m		610	DT	38.56m		697								
SP	12.14m		760	JT	35.96m		609								
DT	44.04m		818	WT	10.38m		528								
JT	31.00m		-504	22 Szilvester Nagy		HUN	2776								
WT	14.02m		756	HT	36.50m		599								
10 Mike Valle		USA	3440	SP	9.82m		591								
HT	40.96m		691	DT	34.52m		608								
SP	12.05m		753	JT	24.34m		367								
DT	39.08m		708	WT	11.72m		611								
JT	33.64m		560												
WT	13.58m		728												

Cross Country			
1 Ron Robertson	54	NZL	35:00
2 Devaldino De Souza	50	BRA	36:41
3 Peter Lessing	54	GER	37:10
4 Renato Severo	51	BRA	37:25
5 Jeff Corkill	52	USA	37:27
6 Wally Herrala	50	USA	37:43
7 Emilio			
8 Michele Bassi	53	ITA	38:14
9 Thomas O'Laughlin	51	IRL	38:18
10 Miles Fleetwood	54	SWE	38:30
11 Juvenal Costa	51	POR	38:43
12 Karl Horst Klee	53	GER	38:52
13 Jiri Kindl	50	TCH	39:15
14 Elias Dobre	52	GER	39:27
15 John Walker	52	AUS	39:41
16 Manuel			
17 Sean (John) Cooney	54	IRL	40:00
18 Arie Van Tol	51	NED	40:22
19 Robert Moore	54	CAN	40:47
20 Tomone Kobayashi	51	JPN	40:56
21 James Lombardi	52	USA	41:03
22 Luis Omar Liendo	54	ARG	42:18
23 Juris Osis	51	LAT	42:49
24 Juergen Moelk	51	SUI	42:52
25 Victor Smith	51	GBR	42:58
26 Walter Eichelberger	54	SUI	42:59
27 Rob McGregor	50	NZL	43:01
28 Anssi Joutsenlahti	51	FIN	43:04
29 Hermes Blanco	53	COL	43:09
30 Vincent Hancock	51	GBR	43:11
31 Wolfgang Kroll	52	GER	43:14
32 Dick Ashley	54	USA	43:15
33 Dave Monteith	54	CAN	43:15
34 Petr Ucik	52	TCH	43:19
35 Kjell Zettergren	51	SWE	43:20
36 John Waite	54	AUS	43:23
37 Siegfried Vossenrich	53	GER	43:24
38 Joseph Cote	51	USA	43:29
39 Ottar Lund	52	AUS	43:45
40 Max Bogenhuber	53	AUS	43:50
41 Peter Szawlowski	52	USA	43:53
42 Sebastia			
Adrover-Nicolau	54	ESP	44:06
43 Guenther Wierum	53	GER	44:07
44 Denis Hooker	50	AUS	44:13
45 Pedro Gomes De Oliveira	54	BRA	44:20

Cross Country Team			
1	Germany		1:55:29
	Peter Lessing		37:10
	Karl Horst Klee		38:52
	Elias Dobre		39:27
2	United States		1:56:13
	Jeff Corkill		37:27
	Wally Herrala		37:43
	James Lombardi		41:03
3	Brazil		1:58:26
	Devaldino De Souza		36:41
	Renato Severo		37:25
	Pedro Gomes De Oliveira		44:20
4	Ireland		2:03:41
	Thomas O'Laughlin		38:18
	Sean (John) Cooney		40:00
	Pat Bonass		45:23
5	Australia		2:06:49
	John Walker		39:4

Name	Age	Country	Results	Name	Age	Country	Results	Name	Age	Country	Results	Name	Age	Country	Results																																																													
8 Portugal 2:13:05				Marathon				74 Robert Berke 50 USA 4:22:02				7 Carlos Vernon 57 USA 14.89																																																																
Juvenal Costa			38:43	1 Jose Bastos 51 BRA 2:34:37	75 John Moore 53 USA 4:22:49	76 Gunter Stapelfeld 53 DEN 4:29:12	77 Norman Ernst 52 USA 4:30:21	78 Daniel Drabek 50 USA 4:30:31	79 Ken Hough 50 AUS 4:30:35	80 Dilson Oliveira 52 BRA 4:32:54	81 Stephen J. Barker 52 AUS 4:40:27	82 Esteban Quelali Guancoll 50 BOL 4:42:18	83 Thomas Sundstrom 50 USA 4:44:19	84 Peter Woodham 53 NZL 4:49:58	85 Mansaku Higashi 51 JPN 4:50:25	86 Heinz Jurgen Ullrich 53 GER 4:56:46	87 Carl Marthies 53 USA 4:56:50	88 Michael Torillo 52 USA 4:57:04	89 Uharu Watson 51 USA 4:57:56	90 Charlie Matlock 50 USA 5:02:11	91 Natsuo Moriya 50 JPN 5:03:21	92 Alan Norden 51 AUS 5:19:47	93 Sng Ah Huar 50 SIN 5:20:26	94 Kunihiko Ueki 52 JPN 5:29:52	95 Anthony Krupa 50 USA 5:49:08	7 Thomas J. Vaughan 57 USA 15.92																																																		
Manuel Carvalho Da Silva			39:56	2 Juvenal Costa 51 POR 2:43:37	3 Herman Tadeo Cortinez 51 ARG 2:43:44	4 Peter Lessing 54 GER 2:44:45	5 Michele Bassi 53 ITA 2:46:33	6 Terry Van Natta 51 USA 2:49:20	7 Arnulfo Gonzalez Zepeda 50 MEX 2:49:30	8 Richard Webb 50 USA 2:49:36	9 Zygyfyd Liban 51 POL 2:50:46	10 Mike Piper 50 NZL 2:51:38	11 Karl Horst Klee 53 GER 2:57:03	12 Siegfried Vossenrich 53 GER 2:58:00	13 Walter Eichelberger 54 SUI 2:59:09	14 Devaldino De Souza 50 BRA 3:01:15	15 Manfred Prax 51 GER 3:03:58	16 David Sheridan 51 CAN 3:04:26	17 Alfredo Stella 51 ITA 3:07:59	18 Anssi Joutsenlahti 51 FIN 3:08:16	19 Antonio Simoes 54 POR 3:09:35	20 Wolfgang Kroll 52 GER 3:09:58	21 John Waite 54 AUS 3:11:02	22 Roger L. Paradis 50 CAN 3:11:13	23 Kjell Zettergren 51 SWE 3:12:05	24 Frantisek Joch 53 TCH 3:12:07	25 Hector Rodriguez 51 USA 3:12:20	26 Max Bogenhuber 53 AUS 3:13:30	27 Manfred Staske 53 GER 3:14:04	28 Pekka Makinen 51 FIN 3:14:38	29 Ottar Lund 52 AUS 3:19:51	30 Ronald Johnstone 54 USA 3:22:14	31 Malcolm Brown 54 AUS 3:22:51	32 John Pedlow 53 USA 3:27:00	33 Ken Cairns 52 CAN 3:27:25	34 Guenther Wierum 53 GER 3:27:39	35 Robert Whitehead 51 CAN 3:28:12	36 Andre Sautiere 52 FRA 3:28:38	37 Michael Scanlon 50 USA 3:28:45	38 Jerry Bergman 53 USA 3:29:17	39 Frans Jonkers 52 NED 3:29:52	40 Terry Kayes 50 NZL 3:29:54	41 Chris Jurisch 51 RSA 3:30:07	42 Giannis Tsimplis 50 GRE 3:30:16	43 Ian August 53 NZL 3:31:46	44 Werner Schmidfrerick 54 USA 3:32:46	45 Samuel Adams 50 USA 3:34:11	46 Ferdinand Wiedermann 50 AUT 3:36:36	47 Jose Luis Vera Vivanco 51 MEX 3:36:56	48 Natalicio C. da Silva 50 BRA 3:38:16	49 Donald Kieffer 52 USA 3:41:21	50 Jeffrey Casterline 53 USA 3:44:31	51 Jacques Gauthier 50 CAN 3:44:48	52 Peter Stoerch 52 GER 3:46:50	53 Fanos Olajos 53 HUN 3:51:40	54 Patrick Porter 50 USA 3:52:43	55 Robert Salomon 51 USA 3:53:59	56 Bernard Conway 54 CAN 3:54:03	57 Edward Kopacsy 54 USA 3:57:13	58 Ronald Paquette 54 USA 3:57:27	59 Walt Bollech 52 USA 3:58:01	60 Thomas Charlesworth 52 USA 4:00:54	61 Rainer Heidemann 51 GER 4:01:17	62 John Dean 50 AUS 4:01:20	63 Tomihide Shinjo 51 JPN 4:04:20	64 William Ryan 54 AUS 4:04:21	65 Hans Tammemagi 50 CAN 4:05:40	66 Graeme Small 54 AUS 4:06:40	67 Graeme Murfert 54 AUS 4:09:50	68 Larry A. Crawford 50 USA 4:13:33	69 Heribert Faundez Salgado 51 CHI 4:15:07	70 Marty Herron 50 USA 4:16:00	71 Guenter Hoffman 53 GER 4:18:55	72 Steve Lamantia 53 USA 4:19:45	73 James Malek 54 USA 4:21:43	7 Carlos Vernon 57 USA 14.89
9 Canada 2:13:17				20 km Road Walk				Marathon Team				Heat 2 Wind Reading: 3.5																																																																
Robert Moore			40:47	1 George White 50 AUS 1:44:28	2 Edgar Kousky 54 USA 1:51:33	3 Piorgiorgio Andreotti 54 ITA 1:52:17	4 James Carmines 52 USA 1:52:24	5 Robert Dobson 52 GBR 1:55:11	6 Rainer Heidemann 51 GER 1:57:04	7 Jean Moussine 50 FRA 1:57:41	8 Jose Odorico Rolim 51 BRA 1:58:36	9 Alan Yap 52 USA 1:59:18	10 Gary Null 50 USA 2:00:16	11 Bill Purves 51 HKG 2:02:31	12 Tullio Nannetti 50 ITA 2:03:11	13 Constant Briere 54 FRA 2:03:21	14 Alfred Ludwig 54 GER 2:03:50	15 Marcel Olier 54 FRA 2:04:20	16 Arthur Lillefosse 50 NOR 2:04:28	17 Heribert Faundez Salgado 51 CHI 2:04:56	18 Vladimirs Dribincevs 54 LAT 2:05:04	19 Victor Sipes 52 USA 2:06:07	20 Mick Statham 51 GBR 2:07:08	21 Thomas Knatt 54 USA 2:08:44	22 Heinz Jurgen Ullrich 53 GER 2:09:03	23 Keith McConnell 51 USA 2:09:22	24 Larry Freeman 53 USA 2:09:43	25 Ants Heinsoo 53 EST 2:11:56	26 Ronald Shields 52 USA 2:15:56	27 Manny Eisner 54 USA 2:17:26	28 Boddu Baleshwar 53 IND 2:34:04	29 Douglas Brown 52 USA 2:47:28	74 Robert Berke 50 USA 4:22:02	75 John Moore 53 USA 4:22:49	76 Gunter Stapelfeld 53 DEN 4:29:12	77 Norman Ernst 52 USA 4:30:21	78 Daniel Drabek 50 USA 4:30:31	79 Ken Hough 50 AUS 4:30:35	80 Dilson Oliveira 52 BRA 4:32:54	81 Stephen J. Barker 52 AUS 4:40:27	82 Esteban Quelali Guancoll 50 BOL 4:42:18	83 Thomas Sundstrom 50 USA 4:44:19	84 Peter Woodham 53 NZL 4:49:58	85 Mansaku Higashi 51 JPN 4:50:25	86 Heinz Jurgen Ullrich 53 GER 4:56:46	87 Carl Marthies 53 USA 4:56:50	88 Michael Torillo 52 USA 4:57:04	89 Uharu Watson 51 USA 4:57:56	90 Charlie Matlock 50 USA 5:02:11	91 Natsuo Moriya 50 JPN 5:03:21	92 Alan Norden 51 AUS 5:19:47	93 Sng Ah Huar 50 SIN 5:20:26	94 Kunihiko Ueki 52 JPN 5:29:52	95 Anthony Krupa 50 USA 5:49:08	7 Carlos Vernon 57 USA 14.89																					
Dave Monteith			43:15	1 Edgar Kousky 54 USA 1:51:33	2 Edgar Kousky 54 USA 1:51:33	3 Piorgiorgio Andreotti 54 ITA 1:52:17	4 James Carmines 52 USA 1:52:24	5 Robert Dobson 52 GBR 1:55:11	6 Rainer Heidemann 51 GER 1:57:04	7 Jean Moussine 50 FRA 1:57:41	8 Jose Odorico Rolim 51 BRA 1:58:36	9 Alan Yap 52 USA 1:59:18	10 Gary Null 50 USA 2:00:16	11 Bill Purves 51 HKG 2:02:31	12 Tullio Nannetti 50 ITA 2:03:11	13 Constant Briere 54 FRA 2:03:21	14 Alfred Ludwig 54 GER 2:03:50	15 Marcel Olier 54 FRA 2:04:20	16 Arthur Lillefosse 50 NOR 2:04:28	17 Heribert Faundez Salgado 51 CHI 2:04:56	18 Vladimirs Dribincevs 54 LAT 2:05:04	19 Victor Sipes 52 USA 2:06:07	20 Mick Statham 51 GBR 2:07:08	21 Thomas Knatt 54 USA 2:08:44	22 Heinz Jurgen Ullrich 53 GER 2:09:03	23 Keith McConnell 51 USA 2:09:22	24 Larry Freeman 53 USA 2:09:43	25 Ants Heinsoo 53 EST 2:11:56	26 Ronald Shields 52 USA 2:15:56	27 Manny Eisner 54 USA 2:17:26	28 Boddu Baleshwar 53 IND 2:34:04	29 Douglas Brown 52 USA 2:47:28	74 Robert Berke 50 USA 4:22:02	75 John Moore 53 USA 4:22:49	76 Gunter Stapelfeld 53 DEN 4:29:12	77 Norman Ernst 52 USA 4:30:21	78 Daniel Drabek 50 USA 4:30:31	79 Ken Hough 50 AUS 4:30:35	80 Dilson Oliveira 52 BRA 4:32:54	81 Stephen J. Barker 52 AUS 4:40:27	82 Esteban Quelali Guancoll 50 BOL 4:42:18	83 Thomas Sundstrom 50 USA 4:44:19	84 Peter Woodham 53 NZL 4:49:58	85 Mansaku Higashi 51 JPN 4:50:25	86 Heinz Jurgen Ullrich 53 GER 4:56:46	87 Carl Marthies 53 USA 4:56:50	88 Michael Torillo 52 USA 4:57:04	89 Uharu Watson 51 USA 4:57:56	90 Charlie Matlock 50 USA 5:02:11	91 Natsuo Moriya 50 JPN 5:03:21	92 Alan Norden 51 AUS 5:19:47	93 Sng Ah Huar 50 SIN 5:20:26	94 Kunihiko Ueki 52 JPN 5:29:52	95 Anthony Krupa 50 USA 5:49:08	7 Thomas J. Vaughan 57 USA 15.92																					
Bernard Conway			49:15	3 Piorgiorgio Andreotti 54 ITA 1:52:17	4 James Carmines 52 USA 1:52:24	5 Robert Dobson 52 GBR 1:55:11	6 Rainer Heidemann 51 GER 1:57:04	7 Jean Moussine 50 FRA 1:57:41	8 Jose Odorico Rolim 51 BRA 1:58:36	9 Alan Yap 52 USA 1:59:18	10 Gary Null 50 USA 2:00:16	11 Bill Purves 51 HKG 2:02:31	12 Tullio Nannetti 50 ITA 2:03:11	13 Constant Briere 54 FRA 2:03:21	14 Alfred Ludwig 54 GER 2:03:50	15 Marcel Olier 54 FRA 2:04:20	16 Arthur Lillefosse 50 NOR 2:04:28	17 Heribert Faundez Salgado 51 CHI 2:04:56	18 Vladimirs Dribincevs 54 LAT 2:05:04	19 Victor Sipes 52 USA 2:06:07	20 Mick Statham 51 GBR 2:07:08	21 Thomas Knatt 54 USA 2:08:44	22 Heinz Jurgen Ullrich 53 GER 2:09:03	23 Keith McConnell 51 USA 2:09:22	24 Larry Freeman 53 USA 2:09:43	25 Ants Heinsoo 53 EST 2:11:56	26 Ronald Shields 52 USA 2:15:56	27 Manny Eisner 54 USA 2:17:26	28 Boddu Baleshwar 53 IND 2:34:04	29 Douglas Brown 52 USA 2:47:28	74 Robert Berke 50 USA 4:22:02	75 John Moore 53 USA 4:22:49	76 Gunter Stapelfeld 53 DEN 4:29:12	77 Norman Ernst 52 USA 4:30:21	78 Daniel Drabek 50 USA 4:30:31	79 Ken Hough 50 AUS 4:30:35	80 Dilson Oliveira 52 BRA 4:32:54	81 Stephen J. Barker 52 AUS 4:40:27	82 Esteban Quelali Guancoll 50 BOL 4:42:18	83 Thomas Sundstrom 50 USA 4:44:19	84 Peter Woodham 53 NZL 4:49:58	85 Mansaku Higashi 51 JPN 4:50:25	86 Heinz Jurgen Ullrich 53 GER 4:56:46	87 Carl Marthies 53 USA 4:56:50	88 Michael Torillo 52 USA 4:57:04	89 Uharu Watson 51 USA 4:57:56	90 Charlie Matlock 50 USA 5:02:11	91 Natsuo Moriya 50 JPN 5:03:21	92 Alan Norden 51 AUS 5:19:47	93 Sng Ah Huar 50 SIN 5:20:26	94 Kunihiko Ueki 52 JPN 5:29:52	95 Anthony Krupa 50 USA 5:49:08	7 Carlos Vernon 57 USA 14.89																							
10 Switzerland 2:17:10				20 km Road Walk Team				Heat 3 Wind Reading: 2.5				Heat 4 Wind Reading: 1.9																																																																
Juergen Moelk			42:52	1 United States 5:43:15	2 France 6:05:22	3 Germany 6:09:57	4 Great Britain 6:20:52	5 Latvia 6:36:16	6 Italy 7:33:46	1 Ken Dennis 58 USA 11.95	2 Imre Babos 56 HUN 11.98	3 Byron Gray 59 GBR 12.17	4 Filippo Torre 55 ITA 12.76	5 Juergen Volkert 57 GER 12.90	6 Dr. Helge Hinke 55 GER 12.94	7 Alejandro Ortiz Pardo 59 COL 14.09	8 Eric Wisneth 56 CAN 15.06	1 Lawrence Colbert 58 USA 12.24	2 Hans Jurgen Gasper 59 GER 12.48	3 Vicente De Paulo Viegas 55 BRA 12.53	4 Martyn Adamson 56 USA 12.59	5 Alexander Nesterenko 55 RUS 12.72	6 Tsumoto Hatta 56 JPN 13.55	7 Ed Arnold 56 USA 15.83	8 Alan Carter 58 GBR 16.88	1 Arno Hamackers 55 GER 12.22	2 John Cooper 56 AUS 12.23	3 Kurt Pientka 56 GER 12.77	4 Graeme Noden 57 USA 12.81	5 Gennady Titov 59 RUS 12.98	6 Eiji Wada 58 JPN 13.56	7 Masaharu Higashi 57 JPN 13.87	8 Anthony Bradford 55 AUS 13.92	1 Reginald Austin 58 AUS 11.91	2 Jootje Oroh Pesak 56 INA 12.27	3 Norman Richards 57 AUS 12.50	4 Yi-Hsiung Kuo 56 TPE 12.53	5 Hans Roos 56 GER 12.67	6 Stan King 58 USA 13.08	7 Helmut Karolus 56 GER 14.43	8 Giancarlo Ernestini 55 SLO 14.52	1 Zildo Bueno 55 BRA 12.37	2 Jim Shand 57 AUS 13.02	3 Emil Pawlik 56 USA 13.12	4 Dr. Karl Schmid 57 GER 13.14	5 Henry Hulden 58 SWE 13.18	6 Artigas Flores Marquez 59 URU 13.92	7 Mitsubishi Haraguchi 56 JPN 14.64	8 Oddie Rogers 57 TRI DNF	1 Ken Dennis 58 USA 12.32	2 Imre Babos 56 HUN 12.40	3 Norman Richards 57 AUS 13.13	4 Yi-Hsiung Kuo 56 TPE 13.29	5 Jim Shand 57 AUS 13.34	6 Byron Henry 56 CAN 16.91	7 Arno Hamackers 55 GER DNF	1 Ken Dennis 58 USA 12.32																			
Walter Eichelberger			42:59	2 France 6:05:22	3 Germany 6:09:57	4 Great Britain 6:20:52	5 Latvia 6:36:16	6 Italy 7:33:46	1 Zildo Bueno 55 BRA 12.37	2 Jim Shand 57 AUS 13.02	3 Emil Pawlik 56 USA 13.12	4 Dr. Karl Schmid 57 GER 13.14	5 Henry Hulden 58 SWE 13.18	6 Artigas Flores Marquez 59 URU 13.92	7 Mitsubishi Haraguchi 56 JPN 14.64	8 Oddie Rogers 57 TRI DNF	1 Reginald Austin 58 AUS 11.91	2 Jootje Oroh Pesak 56 INA 12.27	3 Norman Richards 57 AUS 12.50	4 Yi-Hsiung Kuo 56 TPE 12.53	5 Hans Roos 56 GER 12.67	6 Stan King 58 USA 13.08	7 Helmut Karolus 56 GER 14.43	8 Giancarlo Ernestini 55 SLO 14.52	1 Zildo Bueno 55 BRA 12.37	2 Jim Shand 57 AUS 13.02	3 Emil Pawlik 56 USA 13.12	4 Dr. Karl Schmid 57 GER 13.14	5 Henry Hulden 58 SWE 13.18	6 Artigas Flores Marquez 59 URU 13.92	7 Mitsubishi Haraguchi 56 JPN 14.64	8 Oddie Rogers 57 TRI DNF	1 Reginald Austin 58 AUS 11.91	2 Jootje Oroh Pesak 56 INA 12.27	3 Norman Richards 57 AUS 12.50	4 Yi-Hsiung Kuo 56 TPE 12.53	5 Hans Roos 56 GER 12.67	6 Stan King 58 USA 13.08	7 Helmut Karolus 56 GER 14.43	8 Giancarlo Ernestini 55 SLO 14.52	1 Zildo Bueno 55 BRA 12.37	2 Jim Shand 57 AUS 13.02	3 Emil Pawlik 56 USA 13.12	4 Dr. Karl Schmid 57 GER 13.14	5 Henry Hulden 58 SWE 13.18	6 Artigas Flores Marquez 59 URU 13.92	7 Mitsubishi Haraguchi 56 JPN 14.64	8 Oddie Rogers 57 TRI DNF	1 Reginald Austin 58 AUS 11.91																											
Alfred Blatti			51:19	3 Germany 6:09:57	4 Great Britain 6:20:52	5 Latvia 6:36:16	6 Italy 7:33:46	1 Zildo Bueno 55 BRA 12.37	2 Jim Shand 57 AUS 13.02	3 Emil Pawlik 56 USA 13.12	4 Dr. Karl Schmid 57 GER 13.14	5 Henry Hulden 58 SWE 13.18	6 Artigas Flores Marquez 59 URU 13.92	7 Mitsubishi Haraguchi 56 JPN 14.64	8 Oddie Rogers 57 TRI DNF	1 Reginald Austin 58 AUS 11.91	2 Jootje Oroh Pesak 56 INA 12.27	3 Norman Richards 57 AUS 12.50	4 Yi-Hsiung Kuo 56 TPE 12.53	5 Hans Roos 56 GER 12.67	6 Stan King 58 USA 13.08	7 Helmut Karolus 56 GER 14.43	8 Giancarlo Ernestini 55 SLO 14.52	1 Zildo Bueno 55 BRA 12.37	2 Jim Shand 57 AUS 13.02	3 Emil Pawlik 56 USA 13.12	4 Dr. Karl Schmid 57 GER 13.14	5 Henry Hulden 58 SWE 13.18	6 Artigas Flores Marquez 59 URU 13.92	7 Mitsubishi Haraguchi 56 JPN 14.64	8 Oddie Rogers 57 TRI DNF	1 Reginald Austin 58 AUS 11.91	2 Jootje Oroh Pesak 56 INA 12.27	3 Norman Richards 57 AUS 12.50	4 Yi-Hsiung Kuo 56 TPE 12.53	5 Hans Roos 56 GER 12.67	6 Stan King 58 USA 13.08	7 Helmut Karolus 56 GER 14.43	8 Giancarlo Ernestini 55 SLO 14.52	1 Zildo Bueno 55 BRA 12.37	2 Jim Shand 57 AUS 13.02	3 Emil Pawlik 56 USA 13.12	4 Dr. Karl Schmid 57 GER 13.14	5 Henry Hulden 58 SWE 13.18	6 Artigas Flores Marquez 59 URU 13.92	7 Mitsubishi Haraguchi 56 JPN 14.64	8 Oddie Rogers 57 TRI DNF	1 Reginald Austin 58 AUS 11.91																												
11 Great Britain 2:18:41				MEN 55				100 Meter Dash HEATS				SEMI FINALS																																																																
Victor Smith			42:58	Heat 1 Wind Reading: 2.5				Heat 2 Wind Reading: 1.7				Heat 3 Wind Reading: 2.5																																																																
Vincent Hancock			43:11	Heat 1 Wind Reading: 2.5				Heat 2 Wind Reading: 1.7				Heat 3 Wind Reading: 2.5																																																																
Alan Graves			52:32	Heat 1 Wind Reading: 2.5				Heat 2 Wind Reading: 1.7				Heat 3 Wind Reading: 2.5																																																																
MEN 55 100 Meter Dash HEATS				Heat 1 Wind Reading: 2.0				Heat 2 Wind Reading: 1.7				Heat 3 Wind Reading: 2.5																																																																
MEN 55 100 Meter Dash HEATS				Heat 1 Wind Reading: 2.0				Heat 2 Wind Reading: 1.7				Heat 3 Wind Reading: 2.5																																																																
MEN 55 100 Meter Dash HEATS				Heat 1 Wind Reading: 2.0				Heat 2 Wind Reading: 1.7				Heat 3 Wind Reading: 2.5																																																																

Name	Age	Country	Results	Name	Age	Country	Results	Name	Age	Country	Results	Name	Age	Country	Results					
Heat 3 Wind Reading: 1.6				6	Horst Richter	55	GER	28.90	Heat 5				7	Charles Hill	58	USA	2:55.52			
1	Hans Sautter	57	GER	12.17	7	Valery Vilomov	55	RUS	28.93	1	Lawrence Colbert	58	USA	57.53	Heat 2					
2	John Cooper	56	AUS	12.23	8	Edemar Elias Melleu	58	BRA	31.00	2	Barrie Kernaghan	55	AUS	58.14	1	Alan Bradford	56	AUS	2:18.47	
3	Scott Tyler	55	USA	12.24	SEMI FINALS											2	Robert Douglas	55	AUS	2:19.54
4	Martyn Adamson	56	USA	12.25	Heat 1 Wind Reading: -3.2											3	Kruse Hansen	57	DEN	2:20.22
5	Guido Mueller	56	GER	12.25	1	Reginald Austin	58	AUS	25.11	1	John R. Newcombe	56	GBR	58.58	4	Jorge Ismael Lemos	56	ARG	2:20.81	
6	Byron Gray	59	GBR	12.30	2	John Cooper	56	AUS	25.65	4	Tor Trondset	59	SWE	58.82	5	Jose T. Luduena	59	ARG	2:28.53	
7	Barrie Kernaghan	55	AUS	12.47	3	Robert Woodland	57	GBR	25.87	5	Yonghai Mao	57	CHN	1:05.88	6	Yonghai Mao	57	CHN	2:29.83	
8	Hans Roos	56	GER	13.06	4	Graeme Noden	57	AUS	26.78	6	Eckhard Maronde	55	GER	1:10.18	7	Hugh Wilson	55	CAN	2:30.37	

FINAL																				
Wind Reading: 4.8				1	Reginald Austin	58	AUS	11.71	Heat 6				1	Dr. Helge Hinke	55	GER	58.72			
2	Ken Dennis	58	USA	11.83	2	John Cooper	56	AUS	1:00.49	2	John Cooper	56	AUS	1:00.49	2	David Gerridge	55	USA	2:22.65	
3	Imre Babos	56	HUN	11.97	3	Robert Woodland	57	GBR	1:01.15	3	Tatsuro Ago	59	JPN	1:01.15	3	Tatsuro Ago	59	JPN	2:22.70	
4	John Cooper	56	AUS	11.99	4	Graeme Noden	57	AUS	1:03.46	4	Horst Richter	55	GER	1:03.46	4	John Dwyer	58	AUS	2:24.00	
5	Hans Sautter	57	GER	12.02	5	Kurt Pientka	56	GER	1:04.11	5	Karl Heinz Marchlowitz	57	GER	1:04.11	5	Peter Seiler	55	GER	2:24.74	
6	Scott Tyler	55	USA	12.08	6	Filippo Torre	55	ITA	1:05.95	6	Herbert Dolate	56	GER	1:05.95	6	Jim Clark	56	USA	2:26.54	
7	Lawrence Colbert	58	USA	12.25	Heat 2 Wind Reading: -4.1											7	Luis C. Rodriguez	58	COL	2:37.03
8	Zildo Bueno	55	BRA	DNF	1	Lawrence Colbert	58	USA	25.30	1	Harry Tolliver	55	USA	25.61	Heat 3					
200 Meter Dash				2	Harry Tolliver	55	USA	25.90	2	Barrie Kernaghan	55	AUS	25.90	1	William May	56	AUS	2:22.12		
HEATS				3	Martyn Adamson	56	USA	26.12	3	Martyn Adamson	56	USA	26.12	2	David Gerridge	55	USA	2:22.65		
Heat 1 Wind Reading: 4.8				4	Dr. Helge Hinke	55	GER	26.52	4	Lawrence Harvey	56	USA	26.79	3	Tatsuro Ago	59	JPN	2:22.70		
1	Alexander Nesterenko	55	RUS	26.52	5	Lawrence Harvey	56	USA	27.29	5	Kurt Pientka	56	GER	27.12	4	John Dwyer	58	AUS	2:24.00	
2	Joachim Schwarzler	56	GER	27.11	6	Hans Roos	56	GER	27.73	6	Herbert Dolate	56	GER	1:05.95	5	Peter Seiler	55	GER	2:24.74	
3	Hans Roos	56	GER	27.66	Heat 3 Wind Reading: -5.5											6	Jim Clark	56	USA	2:26.54
4	Tsutomu Hatta	56	JPN	29.12	1	Hans Jurgen Gasper	59	GER	26.93	1	Martyn Adamson	56	USA	57.40	7	Luis C. Rodriguez	58	COL	2:37.03	
5	Carlos Vernon	57	USA	31.00	2	Victor GoyizoloChavez	56	PER	27.26	2	Harry Tolliver	55	USA	58.14	Heat 4					
6	Michael Tyrrell	58	CAN	31.96	3	Joachim Schwarzler	56	GER	27.46	3	Joachim Schwarzler	56	GER	58.28	1	John Ross	57	GBR	2:18.98	
7	Thomas J. Vaughan	57	USA	DNF	4	Jim Shand	57	AUS	27.49	4	Lawrence Harvey	56	USA	59.24	2	Sid Howard	56	USA	2:19.45	
Heat 2 Wind Reading: 4.5				5	Norman Richards	57	AUS	27.52	5	Anthony Bradford	55	AUS	1:01.29	3	Alfred Engfer	58	GER	2:21.85		
1	Byron Gray	59	GBR	25.33	6	Yaakob Salleh	56	MAS	28.91	6	Tsutomu Hatta	56	JPN	1:03.25	4	Edward Kimber	55	GBR	2:28.37	
2	John Cooper	56	AUS	25.82	7	Byron Gray	59	GBR	DNF	7	Horace Andrews	56	USA	1:07.02	5	Kenneth C. Skinner	55	USA	2:32.65	
3	Michael Stevenson	55	AUS	26.36	FINAL											6	Ronald F. Wilson	58	AUS	2:40.18
4	Yaakob Salleh	56	MAS	28.39	1	Reginald Austin	58	AUS	24.86	7	Martyn Adamson	56	USA	58.63	7	James Pascoe	57	CAN	2:41.04	
5	Stan King	58	USA	28.68	2	Lawrence Colbert	58	USA	25.19	2	Hugh Adams	55	USA	59.56	Heat 5					
6	Clark Little	58	CAN	29.23	3	Harry Tolliver	55	USA	25.62	3	Kurt Pientka	56	GER	59.99	1	William McMillen	55	USA	2:20.27	
7	Jerry White	58	USA	29.75	4	John Cooper	56	AUS	25.77	4	Jim Shand	57	AUS	1:00.52	2	John R. Newcombe	56	GBR	2:20.49	
Heat 3 Wind Reading: 3.4				5	Robert Woodland	57	GBR	25.93	5	Alan Carter	58	GBR	1:04.77	3	RobertoNumas Rios	55	ARG	2:21.05		
1	Reginald Austin	58	AUS	25.38	6	Barrie Kernaghan	55	AUS	26.37	6	Kenneth Ogden	59	USA	1:05.27	4	Charles Kirkby	59	USA	2:31.33	
2	Barrie Kernaghan	55	AUS	26.27	7	Victor GoyizoloChavez	56	PER	26.58	7	Alois Bruhin	58	SUI	1:06.22	5	Theodor Greve	55	USA	2:31.74	
3	Dr. Helge Hinke	55	GER	26.62	8	Hans Jurgen Gasper	59	GER	26.91	8	Charles Hill	58	USA	1:16.07	6	Karl-Gustav Holmgren	58	SWE	2:32.23	
4	Alvaro Fonseca Sanchez	55	COL	29.26	SEMI FINALS											7	Herbert Dolate	56	GER	2:35.64
5	John Dwyer	58	AUS	29.28	400 Meter Dash				Heat 1				8	Anthony Bradford	55	AUS	2:38.90			
6	Kenneth Ogden	59	USA	30.35	HEATS				1	Guido Mueller	56	GER	56.94	Heat 6						
Heat 4 Wind Reading: 4.3				1	John Ross	57	GBR	58.91	2	Martyn Adamson	56	USA	57.56	1	Bill McIlwaine	56	CAN	2:21.49		
1	Robert Woodland	57	GBR	26.47	2	Kruse Hansen	57	DEN	1:00.64	3	Edward Oleata	58	USA	58.00	2	Jose Grada Ferreira	55	POR	2:22.09	
2	Graeme Noden	57	AUS	27.09	3	Alfred Engfer	58	GER	1:01.23	4	Barrie Kernaghan	55	AUS	58.42	3	Esbjorn Wiberg	59	SWE	2:22.38	
3	Norman Richards	57	AUS	27.13	4	Friedrich Seilnacht	57	GER	1:07.86	5	Kruse Hansen	57	DEN	59.37	4	Bernhard Struckmeyer	58	GER	2:23.65	
4	Artigas Flores Marquez	59	URU	28.20	5	Luis C. Rodriguez	58	COL	1:09.92	6	Robert Douglas	55	AUS	1:00.84	5	Kenneth Ogden	59	USA	2:31.74	
5	Bob Hassenger	58	USA	31.63	6	Robert Smullens	59	USA	1:33.72	7	Robert Douglas	55	AUS	1:00.84	6	Juergen Bernhard	58	GER	2:36.22	
6	Hung-Sen Su	57	TPE	33.41	Heat 2				Heat 2				7	Erich Tavernier	59	GER	2:39.66			
7	Gennady Titov	59	RUS	DNF	1	Hans Jurgen Gasper	59	GER	59.45	1	Bill McIlwaine	56	CAN	56.77	8	Jinsheng Li	59	CHN	2:59.84	
8	Julio Vargas Wendell	56	PUR	DNF	2	Walter Holder	56	GER	1:00.24	2	Zildo Bueno	55	BRA	56.78	SEMI FINALS					
Heat 5 Wind Reading: 4.1				3	Jose De Lima	55	BRA	1:01.45	3	Walter Holder	56	GER	56.88	Heat 1						
1	Hans Jurgen Gasper	59	GER	27.33	4	Werner Roessler	57	AUT	1:02.32	4	John Ross	57	GBR	58.05	1	Alan Bradford	56	AUS	2:13.27	
2	Kurt Pientka	56	GER	27.52	5	John Dwyer	58	AUS	1:02.72	5	John R. Newcombe	56	GBR	58.89	2	John R. Newcombe	56	GBR	2:14.55	
3	Lawrence Harvey	56	USA	27.88	6	Hugh Wilson	55	CAN	1:05.04	6	Tor Trondset	59	SWE	59.31	3	Bill McIlwaine	56	CAN	2:16.42	
4	Alan Carter	58	GBR	28.68	7	Valery Vilomov	55	RUS	1:05.60	7	Mike Hall	56	AUS	59.41	4	Cliff Bedell	57	USA	2:17.80	
5	Alejandro Ortiz Pardo	59	COL	29.76	8	Fred Lentjes	55	USA	1:09.51	Heat 3			5	Robert Douglas	55	AUS	2:19.67			
6	Poochi Parthasarathy	59	IND	DNF	Heat 3				1	Lawrence Colbert	58	USA	56.51	6	Alfred Engfer	58	GER	2:21.27		
7	Anthony Bradford	55	AUS	DQ	1	Bill McIlwaine	56	CAN	58.95	2	John Cooper	56	AUS	57.69	7	David Gerridge	55	USA	2:21.58	
Heat 6 Wind Reading: 4.1				2	Mike Hall	56	AUS	59.72	3	Hugh Adams	55	USA	58.34	8	Kruse Hansen	57	DEN	2:31.49		
1	Lawrence Colbert	58	USA	26.17	3	Robert Douglas	55	AUS	1:00.42	4	Dr. Helge Hinke	55	GER	59.60	Heat 2					
2	Victor GoyizoloChavez	56	PER	27.19	4	John B. MacDonald	59	GBR	1:02.25	5	Lawrence Harvey	56	USA	1:00.01	1	Sid Howard	56	USA	2:14.58	
3	Joojic Oroh Pesak	56	INA	27.41	5	Clark Little	58	CAN	1:07.81	6	Jim Shand	57	AUS	1:01.67	2	William McMillen	55	USA	2:14.84	
4	Peter Steiner	55	SUI	30.51	6	Julio Vargas Wendell	56	PUR	1:35.90	7	Hans Jurgen Gasper	59	GER	DNF	3	John Ross	57	GBR	2:15.11	
5	Friedrich Seilnacht	57	GER	31.25	7	Bill Knocke	55	USA	DNF	FINAL			4	RobertoNumas Rios	55	ARG	2:15.63			
6	Fred Lentjes	55	USA	32.47	Heat 4				Heat 3				5	Lawrence Harvey	56	USA	2:17.40			
Heat 7 Wind Reading: 5.4				1	Edward Oleata	58	USA	58.59	1	Lawrence Colbert	58	USA	56.51	6	Jose Grada Ferreira	55	POR	2:19.15		
1	Harry Tolliver	55	USA	25.81	2	Guido Mueller	56	GER	1:00.64	2	John Cooper	56	AUS	57.69	7	William May	56	AUS	2:23.64	
2	Martyn Adamson	56	USA	26.14	3	Bernhard Struckmeyer	58	GER	1:01.19	3	Hugh Adams	55	USA	58.34	8	Jorge Ismael Lemos	56	ARG	2:51.78	
3	Filippo Torre	55	ITA	26.92	4	Karl-Gustav Holmgren	58	SWE	1:03.29	4	Dr. Helge Hinke	55	GER	59.60	FINAL					
4	Jim Shand	57	AUS	27.32	5	John D. Cosgrove	56	USA	1:05.98	5	Werner Roessler	57	AUT	2:34.39	1	Alan Bradford	56	AUS	2:11.67	
5	Werner Roessler	57	AUS	28.74	6	Taketo Kikuchi	56	JPN	1:06.66	6	Theodore Braault	57	USA	2:47.52	2	Sid Howard	56	USA	2:13.50	
800 Meter Run				7	Michael Tyrrell	58	CAN	1:07.78	HEATS				3	John Ross	57	GBR	2:15.15			
HEATS				Heat 1				Heat 1				4	Bill McIlw							

1,500 Meter Run

HEATS

Heat 1 table with columns: Name, Age, Country, Results. Includes athletes like Harvey Kleyman (USA) and Sybrand Mostert (RSA).

Heat 2 table with columns: Name, Age, Country, Results. Includes athletes like Ilmar Rootsi (EST) and Josef Kurz (GER).

Heat 3 table with columns: Name, Age, Country, Results. Includes athletes like Alan Bradford (AUS) and Sid Howard (USA).

Heat 4 table with columns: Name, Age, Country, Results. Includes athletes like Brian J. Bolton (USA) and Ad Heijdens (NED).

FINAL table for 1,500 Meter Run with columns: Name, Age, Country, Results. Includes Alan Bradford (USA) and Josef Kurz (GER).

5,000 Meter Run

FINAL

Final table for 5,000 Meter Run with columns: Name, Age, Country, Results. Includes Ad Heijdens (NED) and Josef Kurz (GER).

Main table for 1,500 Meter Run with columns: Name, Age, Country, Results. Includes Stephen James (GBR), Armando Aldegallega (POR), and many others.

10,000 Meter Run

FINAL

Final table for 10,000 Meter Run with columns: Name, Age, Country, Results. Includes Stephen James (GBR) and Walter Koch (GER).

Main table for 5,000 Meter Race Walk with columns: Name, Age, Country, Results. Includes Herb Phillips (CAN), Walter Hume (NZL), and Jose Manuel Alves (POR).

5,000 Meter Race Walk

FINAL

Final table for 5,000 Meter Race Walk with columns: Name, Age, Country, Results. Includes Murray Dickinson (AUS) and Gerhard Baer (GER).

Main table for 100 Meter High Hurdles 36" with columns: Name, Age, Country, Results. Includes John Marshall (GBR), Jose De Lima (BRA), and Joe Stonecipher (USA).

100 Meter High Hurdles 36"

HEATS

Heat 1 Wind Reading: 4.1, Heat 2 Wind Reading: -1.3, Heat 3 Wind Reading: -0.5, Heat 4 Wind Reading: 2.7. Includes athletes like Guido Mueller (GER), Alvin Henry (USA), and Edgar Mahnke (GER).

FINAL

Final table for 100 Meter High Hurdles 36" with columns: Name, Age, Country, Results. Includes Hugh Adams (USA) and Michael Stevenson (AUS).

400 Meter Int Hurdles 33"

HEATS

Heat 1, Heat 2, Heat 3. Includes athletes like Hugh Adams (USA), Walter Holder (GER), and Bill Knocke (USA).

Name	Age	Country	Results	Name	Age	Country	Results	Name	Age	Country	Results	Name	Age	Country	Results					
FINAL				4x400 Meter Relay				Long Jump				13 Antonio Silva Valente 57 POR 11.59n								
1	Guido Mueller	56	GER	58.92	1	Germany	3:46.66	FINAL				14	Yashpal Malik	58	IND	11.50n				
2	Hugh Adams	55	USA	1:01.79	Joachim Schwarzler	56		1	Stig Backlund	55	FIN	6.35m	0.8	15	Carl Friedrichsen	56	DEN	11.39n		
3	Walter Holder	56	GER	1:02.87	Walter Holder	56		2	Nobuya Yamada	55	JPN	5.80m	0.1	16	Erwin Neubauer	58	GER	10.85n		
4	Michael Stevenson	55	AUS	1:03.20	Dr. Helge Hinke	55		3	Pericles Pinto	58	POR	5.72m	1.5	17	Skender Fusha	55	ALB	10.72n		
5	Mike Hall	56	AUS	1:07.31	Guido Mueller	56		4	Hermann Albrecht	55	GER	5.63m	0.1	18	Iakovos Malikiosis	57	GRE	10.66n		
6	Kiyoshi Konoike	57	JPN	1:09.28	Edward Oleata	58		5	Graeme Noden	57	AUS	5.45m	0.8	19	Peter Fahrholz	57	GER	10.56n		
-	Bill Knocke	55	USA	DNF	Hugh Adams	55		6	Emil Pawlik	56	USA	5.29m	1.1	20	William Eisenhart	57	USA	10.41n		
3,000 Meter Steeplechase				2	United States	3:47.82	Martyn Adamson	56		7	Victor Goytizolo-Chavez	56	PER	5.28m	0.5	21	Gerd Salzmann	58	GER	10.32n
FINAL				3	Australia	3:56.61	Lawrence Colbert	58		8	Michael Stevenson	55	AUS	5.19m	-1.4	22	John Froberg	56	DEN	10.16n
1	Alan Bradford	56	AUS	10:26.05	John Cooper	56		9	Gerhard Boehm	58	GER	5.17m	1.0	23	Edgar Kuechler	59	GER	9.94n		
2	Nils Undersaker	56	NOR	10:29.73	Michael Stevenson	55		10	Klaus Riesenacker	58	GER	5.15m	-0.3	24	Kotaro Kikuchi	57	JPN	9.76n		
3	Walter Hume	56	NZL	10:55.56	Barrie Kernaghan	55		11	Alvin Henry	57	USA	5.11m	-0.7	25	Ilmari Hyvarinen	58	FIN	9.60n		
4	Luis Jaime Luna	56	COL	11:25.37	Mike Hall	56		12	Enno Akkel	57	EST	4.93m	-0.5	26	Rudolf Niederhausen	59	GER	9.40n		
	Albarracin	56	COL	11:25.37					13	Pinchas Shechter	55	ISR	4.90m	0.6	27	Ming-Hao Ho	55	TPE	9.38n	
5	Roland Cormier	55	USA	11:52.60					14	Hans Roos	56	GER	4.87m	-0.7	28	Rui Pinhao	58	POR	8.47n	
6	Jinorich Bartonok	56	TCH	12:01.41					15	Horst Richter	55	GER	4.71m	-0.5	29	Valdis Apstis	58	LAT	6.61n	
7	Jim Seymon	57	AUS	12:48.84					16	Aarand Roos	55	EST	4.50m	0.4	30	Abani Bhattacharyya	56	IND	5.47n	
8	Fernando Luis	59	POR	12:57.13					17	Janos Bien	59	HUN	4.32m	-1.0	Discus Throw 1.5 kg					
9	Aksel Roste	59	NOR	12:57.45					18	John Head	57	USA	4.29m	0.5	FINAL					
10	Joe Cordero	57	USA	13:02.98					19	Fred Lentjes	55	USA	4.23m	-0.4	1	Joe Keshmiri	57	USA	50.88n	
11	Michael John Roberts	57	AUS	13:06.60					20	Shigeo Sugiyama	59	JPN	4.19m	0.7	2	Roland Heiler	56	GER	47.38n	
12	Robert Payne Sr.	57	USA	13:07.88					21	Toshihiko Kobayashi	55	JPN	4.15m	7.0	3	Klaus Albers	55	GER	46.12n	
13	John D. Cosgrove	56	USA	13:15.63								4.01m		4	Richard Hotchkiss	56	USA	44.68n		
14	Yusuf Guseinov	59	RUS	13:16.09					5	Antti Kanerva	61			5	Glen Johnson	55	AUS	43.86n		
15	Kjell Martinsson	59	SWE	13:25.78					6	Markus Virrankoski	63			6	Russ Hodge	55	USA	43.32m		
16	Takuiji Nakagawa	58	JPN	13:41.44					7	Veikko Tolvanen	58			7	Bjorn Heggelund	57	NOR	43.28m		
17	Robert Langenbach	58	USA	14:16.42					8	Ahti Vilpas	61			8	Werner Schallau	56	GER	41.82m		
18	Bruce Savage	56	CAN	15:03.00					High Jump				9	Johann Hansen	57	GER	40.18m			
19	Hung-Sen Su	57	TPE	16:44.80					FINAL				10	Viggo Pedersen	58	DEN	39.76m			
				1	Daniel Fernandez	56	FRA	1.64m					11	Gunter Plucker	55	GER	39.14m			
				2	Gerhard Boehm	58	GER	1.64m					12	Karl Baumann	57	GER	38.96m			
				3	Emil Pawlik	56	USA	1.64m					13	Glamis Rudy Piccone	58	URU	37.98m			
				4	Juergen Volkert	57	GER	1.60m					14	Jens Ostergaard	55	DEN	37.78m			
				5	Tom Langenfeld	59	USA	1.56m					15	Olafur Unnsteinsson	56	ISL	37.26m			
				6	Hermann Albrecht	55	GER	1.56m					16	Rudolf Sindek	59	GER	36.86m			
				7	Fridolin Eberle	55	SUI	1.56m					17	Enno Pere	56	EST	36.52m			
				8	Wm. Barry Kline Sr.	55	USA	1.56m					18	William Gentleman	55	GBR	36.34m			
				9	Pericles Pinto	58	POR	1.52m					19	Grisha Atoian	55	ARM	36.30m			
				10	Edgar Mahnke	55	GER	1.52m					20	Yashpal Malik	58	IND	35.92m			
				11	Hans Miekautsch	57	RSA	1.52m					21	Harry Schwarz	55	USA	35.72m			
				12	Shigeo Sugiyama	59	JPN	1.48m					22	Edgar Kuechler	59	GER	35.52m			
				12	Fred Lentjes	55	USA	1.48m					23	Antonio Silva Valente	57	POR	35.42m			
				14	John Head	57	USA	1.44m					24	David Morris	57	CAN	34.02m			
				15	Zoltan Kuruncki	56	HUN	1.40m					25	Don North	57	USA	33.34m			
				16	Bob Land	58	CAN	1.40m					26	Ilmari Hyvarinen	58	FIN	32.50m			
				17	David Morris	57	CAN	1.36m					27	Vitali Soukhoy	55	UKR	32.48m			
				18	Willie Lightfoot	55	USA	1.36m					28	Carl Friedrichsen	56	DEN	32.26m			
				19	Dieter Lange	58	GER	1.32m					29	William Eisenhart	57	USA	32.00m			
				20	Julio Vargas Wendell	56	PUR	1.32m					30	Kotaro Kikuchi	57	JPN	31.98m			
				21	Hsin-Hsing Chang	57	TPE	1.28m					31	Vladimir Horak	56	TCH	30.66m			
				21	Chih-Shui Kao	59	TPE	1.28m					32	John Lang	55	USA	30.42m			
				23	Debdas Mukherjee	56	IND	1.24m					33	Gerd Salzmann	58	GER	29.80m			
				Pole Vault				Triple Jump				16 Helmut Karolus 56 GER 3.91m -0.3								
				FINAL				FINAL				24 Carlos Vernon 57 USA 3.85m -1.0								
				1	Hans Lagerqvist	55	SWE	4.15m					25 Husin Bin Safar 55 MAS 3.19m 0.4							
				2	Dale Lance	57	USA	3.85m					26 Jose Caceres Fonseca 55 COL 2.97m 0.1							
				3	Gerald Counihan	56	USA	3.70m					27 Robert Smullens 59 USA 2.86m							
				4	Fridolin Eberle	55	SUI	3.70m					Ed Arnold 56 USA NWI							
				5	Hermann Albrecht	55	GER	3.40m					23 Helmut Karolus 56 GER 3.91m -0.3							
				6	Bryan Chillery	55	GBR	3.40m					24 Carlos Vernon 57 USA 3.85m -1.0							
				7	Giselerh Beyme	56	GER	3.25m					25 Husin Bin Safar 55 MAS 3.19m 0.4							
				7	Ferenc Moldvai	56	HUN	3.25m					26 Jose Caceres Fonseca 55 COL 2.97m 0.1							
				7	Brian Merrilees	56	CAN	3.25m					27 Robert Smullens 59 USA 2.86m							
				10	Edward Oleata	58	USA	3.25m					Ed Arnold 56 USA NWI							
				10	Leo Sterckx	58	BEL	3.25m					23 Helmut Karolus 56 GER 3.91m -0.3							
				12	Lauri Visti	56	FIN	3.10m					24 Carlos Vernon 57 USA 3.85m -1.0							
				13	Zoltan Kuruncki	56	HUN	2.80m					25 Husin Bin Safar 55 MAS 3.19m 0.4							
				14	Bob Land	58	CAN	2.80m					26 Jose Caceres Fonseca 55 COL 2.97m 0.1							
				15	Hanns Dieter Lang	57	GER	2.80m					27 Robert Smullens 59 USA 2.86m							
				16	Don Zimmerman	59	USA	2.80m					Ed Arnold 56 USA NWI							
				17	Gary Isham	55	USA	2.65m					23 Helmut Karolus 56 GER 3.91m -0.3							
				18	Simeon Simeonidis	59	GRE	2.65m					24 Carlos Vernon 57 USA 3.85m -1.0							
				-	Naba Kumer Ghosh	57	IND	NH					25 Husin Bin Safar 55 MAS 3.19m 0.4							
				Shot Put 6 kg				Discus Throw 1.5 kg				16 Helmut Karolus 56 GER 3.91m -0.3								
				FINAL				FINAL				24 Carlos Vernon 57 USA 3.85m -1.0								
				1	Joe Keshmiri	57	USA	15.38m					25 Husin Bin Safar 55 MAS 3.19m 0.4							
				2	Helmut Gross	55	GER	15.21m					26 Jose Caceres Fonseca 55 COL 2.97m 0.1							
				3	Russ Hodge	55	USA	15.04m					27 Robert Smullens 59 USA 2.86m							
				4	Richard Hotchkiss	56	USA	14.11m					Ed Arnold 56 USA NWI							
				5	Ulo Puss	56	EST	14.10m					23 Helmut Karolus 56 GER 3.91m -0.3							
				6	Glen Johnson	55	USA	13.94m					24 Carlos Vernon 57 USA 3.85m -1.0							
				7	Jurgen Hense	57	GER	13.89m					25 Husin Bin Safar 55 MAS 3.19m 0.4							
				8	Karl Heinz Marg	57	GER	13.53m					26 Jose Caceres Fonseca 55 COL 2.97m 0.1							
				9	Jens Ostergaard	55	DEN	12.59m					27 Robert Smullens 59 USA 2.86m							
				10	Johann Hansen	57	GER	12.28m					Ed Arnold 56 USA NWI							
				11	Harry Schwarz	55	USA	12.11m					23 Helmut Karolus 56 GER 3.91m -0.3							
				12	Rudolf Sindek	59	GER	12.03m					24 Carlos Vernon 57 USA 3.85m -1.0							
				Hammer Throw 6 kg				FINAL				25 Husin Bin Safar 55 MAS 3.19m 0.4								
				FINAL				FINAL				26 Jose Caceres Fonseca 55 COL 2.97m 0.1								
				1	Ajmer Singh	57	IND	54.06m					27 Robert Smullens 59 USA 2.86m							
				2	William Gentleman	55	GBR	48.96m					Ed Arnold 56 USA NWI							
				3	Giannis Dedes	58	GRE	48.88m					23 Helmut Karolus 56 GER 3.91m -0.3							
				4	Olli Tamminen	58	FIN	47.86m					24 Carlos Vernon 57 USA 3.85m -1.0							
				5	Jon H. Magnusson	59	ISL	46.64m					25 Husin Bin Safar 55 MAS 3.19m 0.4							
				6	Richard Hotchkiss	56	USA	46.06m					26 Jose Caceres Fonseca 55 COL 2.97m 0.1							
				7	Pentti Eerola	59	FIN	45.46m					27 Robert Smullens 59 USA 2.86m							
				8	Hermann Albrecht	55	GER	43.56m					Ed Arnold 56 USA NWI							
				9	Wolfgang Sab	55	GER	43.46m					23 Helmut Karolus 56 GER 3.91m -0.3							

Name	Age	Country	Results	Name	Age	Country	Results	Name	Age	Country	Results	Name	Age	Country	Results
10 Vladimir Horak	56	TCH	42.78m	3 Gerhard Boehm		GER	7372	9 Bill Mitchell		USA	4738	15 Shih-Shih Hsu		TPE	630
11 Norm Cyprus	56	USA	42.44m	100	13.71	681	w:-6.5	100	15.28	433	w:-4.0	100	16.82	240	w:-4.0
12 Dieter Kuntz	56	GER	41.86m	LJ	5.56m	975	w: 3.2	LJ	4.09m	508	w: 4.0	LJ	3.66m	390	w: 2.9
13 Johann Hansen	57	GER	41.76m	SP	11.71m	827		SP	6.61m	414		SP	FOUL	0	
14 Willy Larsen	57	DEN	41.24m	HJ	1.65m	973		HJ	1.41m	679		HJ	NH	0	
15 Erich Fudalla	56	GER	40.82m	400	1:04.15	639		400	1:06.23	568		400	NT	0	
16 Carl Friedrichsen	56	DEN	39.86m	100HH	18.25	675	w: 7.0	100HH	22.86	296	w: 3.4	100HH	NT	0	
17 Karl Baumann	57	GER	39.56m	DT	35.96m	731		DT	23.32m	426		DT	ND	0	
18 Enno Pere	56	EST	38.64m	PV	2.60m	530		PV	NH	0		PV	NH	0	
19 John Froberg	56	DEN	38.52m	JT	37.08m	711		JT	31.38m	578		JT	NT	0	
20 Ming-Hao Ho	55	TPE	33.40m	1500	5:41.83	630		1500	5:04.25	836		1500	NT	0	
21 Nan-Hsiung Lin	56	TPE	32.96m												
22 Arnoldo Rodriguez				4 Edward Oleata		USA	7268	10 Bob Land		CAN	4337				
Canó	58	MEX	32.88m	100	13.50	717	w:-4.0	100	16.28	302	w:-6.5	1 Richard Hotchkiss		USA	4489
23 Jacques Chazet	56	FRA	30.44m	LJ	4.74m	704	w: 3.6	LJ	3.77m	419	w: 4.3	HT	48.24m	952	
24 Sen-Pen Chien	57	TPE	27.74m	SP	11.35m	797		SP	7.13m	456		SP	13.99m	1015	
25 Iakovos Malikiosis	57	GRE	27.74m	HJ	1.41m	679		HJ	1.35m	610		DT	42.98m	905	
26 Rui Pinhao	58	POR	26.30m	400	59.30	817		400	1:16.19	283		JT	36.86m	706	
27 Rudolf Niederhausen	59	GER	26.00m	100HH	17.29	773	w: 3.4	100HH	19.66	543	w: 3.4	WT	15.24m	911	
28 J T S Dalton	56	IND	25.36m	DT	37.36m	765		DT	22.86m	415		2 Johann Hansen		GER	4253
- Gilbert Storg	55	FRA	FOUL	PV	2.90m	648		PV	2.80m	609		HT	45.24m	882	
				JT	35.88m	683		JT	22.98m	385		SP	12.42m	885	
				1500	5:31.38	685		1500	6:52.91	315		DT	39.76m	825	
												JT	41.44m	814	
												WT	14.30m	847	

Weight Pentathlon

Javelin Throw 800g

FINAL

1 Larry Stuart	57	USA	57.36m	5 Knut Henrik Skramstad		NOR	7025	11 Iwao Yamaguchi		JPN	4247	3 Aleksander Sakow		POL	4016
2 Janis Lasis	56	LAT	54.00m	100	14.48	554	w:-4.0	100	14.59	536	w:-4.0	HT	35.58m	661	
3 Aleksander Sakow	56	POL	52.86m	LJ	4.94m	769	w: 2.8	LJ	4.60m	661	w: 2.8	SP	11.23m	787	
4 Teuvo Huotilainen	56	FIN	50.72m	SP	11.02m	770		SP	7.55m	489		DT	35.20m	712	
5 Roger Bartlett	55	GBR	49.88m	HJ	1.50m	785		HJ	1.20m	449		JT	49.56m	1009	
6 Hartmut Kossel	55	GER	49.52m	400	1:07.20	536		400	1:12.11	389		WT	14.30m	847	
7 Vladimir Porohin	59	RUS	48.10m	100HH	17.63	737	w: 7.0	100HH	19.77	534	w: 7.0	4 Norm Cyprus		USA	3940
8 Kotaro Kikuchi	57	JPN	45.92m	DT	39.78m	825		DT	21.18m	376		HT	42.40m	817	
9 Berthold Maier	58	GER	45.16m	PV	2.90m	648		PV	NH	0		SP	11.07m	774	
10 Willi Ludes	56	GER	44.58m	JT	40.82m	799		JT	29.64m	537		DT	37.50m	768	
11 Frederick Pamenter	56	CAN	42.64m	1500	5:47.31	602		1500	7:03.69	276		JT	35.54m	675	
12 Richard Hotchkiss	56	USA	42.04m									WT	15.16m	906	
13 Bernd Krebs	55	GER	41.00m	6 Tor Trondset		SWE	6462	12 Rex Hane		USA	3855	5 William Gentleman		GBR	3810
14 Bambang Wiradinata	57	INA	39.64m	100	13.84	659	w:-6.5	100	15.36	423	w:-6.5	HT	49.94m	991	
15 Johann Hansen	57	GER	39.54m	LJ	5.04m	799	w: 2.1	LJ	3.83m	437	w: 3.1	SP	10.91m	761	
16 Laszlo Dorogi	59	HUN	38.64m	SP	9.02m	608		SP	8.52m	567		DT	38.80m	801	
17 Frank Illuzzi	58	USA	37.36m	HJ	1.38m	644		HJ	1.23m	480		JT	26.82m	473	
18 John Lang	55	USA	37.30m	400	1:01.42	737		400	1:25.27	102		WT	13.38m	784	
19 Vitali Soukhovj	55	UKR	37.30m	100HH	17.38	762	w: 3.4	100HH	22.27	337	w: 3.4	6 Hermann Albrecht		GER	3746
20 Don Nordh	57	USA	37.02m	DT	31.22m	615		DT	23.38m	427		HT	43.56m	843	
21 William Eisenhart	57	USA	36.58m	PV	2.30m	421		PV	1.90m	284		SP	10.23m	706	
22 Armando Pileri Morera	58	PUR	31.68m	JT	33.36m	624		JT	30.36m	554		DT	33.56m	671	
23 Morton Hahn	59	USA	27.98m	1500	5:49.28	593		1500	7:13.15	244		JT	37.04m	710	
24 Davanagereh- Guru	59	IND	27.92m									WT	13.84m	816	
				7 Kjartan Solvberg		NOR	6196	13 Emil Pawlik		USA	2127	7 Alain Clement Quintana		FRA	3623
				100	14.54	543	w:-6.5	100	14.14	608	w:-4.0	HT	41.22m	790	
				LJ	4.53m	639	w: 4.7	LJ	5.28m	878	w: 4.4	SP	10.46m	725	
				SP	11.20m	785		SP	9.43m	641		DT	31.00m	609	
				HJ	1.41m	679		HJ	NH	0		JT	37.68m	725	
				400	1:04.47	628		400	NT	0		WT	13.24m	774	
				100HH	19.86	526	w: 7.0	100HH	NT	0		8 Karl Baumann		GER	3604
				DT	33.02m	658		DT	ND	0		HT	39.86m	758	
				PV	2.40m	457		PV	NH	0		SP	10.70m	744	
				JT	31.48m	580		JT	NT	0		DT	39.54m	819	
				1500	5:28.26	701		1500	NT	0		JT	28.12m	502	
												WT	13.34m	781	
				8 Anatoly Romanov		RUS	6057	14 Oliver Marks		USA	2009	8 Berthold Maier		GER	3604
				100	13.57	705	w:-6.5	100	15.19	446	w:-4.0	HT	32.80m	597	
				LJ	4.92m	762	w: 4.0	LJ	4.40m	600	w: 2.1	SP	10.67m	742	
				SP	9.88m	678		SP	7.20m	461		DT	33.52m	671	
				HJ	1.35m	610		HJ	1.20m	449		JT	43.28m	858	
				400	1:10.65	431		400	1:28.94	53		WT	12.68m	736	
				100HH	18.75	626	w: 3.4	100HH	NT	0		10 Erich Fudalla		GER	3582
				DT	33.44m	669		DT	ND	0		HT	39.62m	753	
				PV	2.70m	568		PV	NH	0		SP	10.91m	761	
				JT	33.98m	638		JT	NT	0		DT	36.02m	732	
				1500	6:38.71	370		1500	NT	0		JT	29.06m	524	
												WT	13.80m	812	

Name	Age	Country	Results	Name	Age	Country	Results	Name	Age	Country	Results	Name	Age	Country	Results	
11 Gunter Plucker		GER	3545	23 Attila Jablonszky		HUN	3001	25 Josef Hlusicka	57	TCH	42:00	3		Russia	2:00:07	
HT	29.98m	534		HT	30.02m	535		26 Joseph Fodor	57	USA	42:28			Valery Kiun	36:55	
SP	11.97m	848		SP	9.47m	644		27 Horst Rohn	57	GER	42:50			Stanislav Liapunov	39:36	
DT	39.72m	824		DT	33.66m	674		28 Jim Seymon	57	AUS	42:53			Edvard Fedosov	43:36	
JT	35.64m	677		JT	32.84m	611		29 Aksel Roste	59	NOR	42:56					
WT	11.60m	662		WT	9.74m	537		30 Antonio Fernandez						4	United States	2:01:01
12 Carl Friedrichsen		DEN	3510	24 Bambang Wiradinata		INA	2833	Filho	57	BRA	43:17			Roland Cormier	38:48	
HT	38.66m	731		HT	24.16m	404		31 Michael Sawyer	56	GBR	43:31			Gabriel Bernal	39:45	
SP	11.22m	787		SP	10.19m	703		32 Edvard Fedosov	59	RUS	43:36			Joseph Fodor	42:28	
DT	34.34m	691		DT	27.44m	523		33 Rod MacKinlay	55	NZL	43:48			5	Australia	2:01:56
JT	27.46m	487		JT	38.98m	756		34 Heinrich Fischer	57	GER	44:01			Alan Bradford	38:53	
WT	13.82m	814		WT	8.40m	447		35 Neil Fleming	58	NZL	44:10			Colin McLeod	40:10	
13 Jon H. Magnusson		ISL	3438	25 Jacques Chazer		FRA	2770	36 Heinz Hahn	59	GER	44:23			Jim Seymon	42:53	
HT	45.56m	890		HT	32.24m	585		37 George Armstrone	56	GBR	44:26			6	Portugal	2:02:38
SP	10.25m	708		SP	8.40m	557		38 Walter Hasert	58	GER	44:32			Armando Aldegalega	38:00	
DT	26.12m	492		DT	29.44m	572		39 Ted McCoy	55	AUS	44:49			Jose Manuel Alves	39:25	
JT	28.38m	508		JT	22.20m	368		*40 Robert Payne, Sr.	57	USA	44:54*			Fernando Luis	45:13	
WT	14.20m	840		WT	11.98m	688		41 Raymond Bunn	56	GBR	44:59			7	Czech Republic	2:03:24
14 Pentti Eerola		FIN	3393	26 Gerd Salzmann		GER	2727	42 Fernando Luis	59	POR	45:13			Jinorich Bartonek	39:59	
HT	46.46m	910		HT	24.46m	410		43 Vincent Colgan	55	USA	45:20			Kvetoslav Hana	41:25	
SP	9.40m	639		SP	10.61m	737		44 Neville Wagner	55	NZL	45:21			Josef Hlusicka	42:00	
DT	29.06m	562		DT	30.38m	594		45 Miroslav Havran	57	TCH	45:34			8	New Zealand	2:06:20
JT	23.60m	399		JT	26.22m	459		46 Ernesto Parino Herrera	58	COL	45:35			Walter Hume	38:22	
WT	14.82m	883		WT	9.60m	527		47 Ulf Agrell	55	SWE	45:40			Rod MacKinlay	43:48	
15 Vitali Soukhoy		UKR	3367	27 Viggo Pedersen		DEN	2717	48 John Joseph Fitzsimons	57	IRL	45:48			Neil Fleming	44:10	
HT	31.22m	562		HT	32.06m	581		49 Matti Hartikainen	57	FIN	46:09			9	Canada	2:18:21
SP	11.32m	795		SP	10.49m	727		50 Yusuf Guseinov	59	RUS	47:12			Herb Phillips	38:15	
DT	36.60m	746		DT	FOUL	0		51 Alwin Reng	59	GER	47:12			James Pascoe	47:39	
JT	37.76m	727		JT	36.66m	701		52 James Pascoe	57	CAN	47:39			Robert Nagle	52:27	
WT	9.74m	537		WT	12.26m	708		53 Warren Campbell	56	USA	47:49			10	Ireland	2:25:34
16 Wolfgang Sab		GER	3354	28 Erich Ratz		GER	2657	54 John Drakeley	57	GBR	47:52			John Joseph Fitzsimons	45:48	
HT	42.16m	811		HT	25.86m	441JT	29	55 Bill Masterson	57	USA	47:56			William Dunne	46:50	
SP	10.35m	715		SP	9.82m	673WT	9	56 Kjell Martinsson	59	SWE	48:00			Eugene Kavanagh	52:56	
DT	30.16m	589		DT	24.80m	461		57 Edward Kimber	55	GBR	48:10			11	Hong Kong	2:31:36
JT	27.80m	495		JT	29.84m	542		58 John Lane	58	HKG	48:38			John Lane	48:38	
WT	12.80m	744		WT	9.80m	540		59 Michael Caudwell	58	GBR	48:47			Cheung Chi Ying	50:28	
17 Vladimir Horak		TCH	3329	29 Rudolf Niederhausen		GER	2570	60 Miloslav Beranek	57	TCH	48:47			Yip Lun Ming	52:30	
HT	43.52m	842		HT	26.12m	447		61 Thomas Marling	59	AUS	49:17			12	Sweden	2:37:26
SP	8.06m	530		SP	8.99m	605		62 Michael John Roberts	57	AUS	49:22			Ulf Agrell	45:40	
DT	33.24m	664		DT	30.22m	590		63 Joaquim Guedes	59	POR	49:34			Kjell Martinsson	48:00	
JT	27.02m	477		JT	21.68m	356		64 Ken V. Kelsey	55	NZL	49:54			Dieter Neumann	1:13:46	
WT	13.84m	816		WT	10.26m	572		65 Brian Jenkins	57	NZL	50:09					
18 Kotaro Kikuchi		JPN	3289	30 Rui Pinhao		POR	2299	66 Cheung Chi Ying	57	HKG	50:28					
HT	28.14m	492		HT	27.42m	476		67 Robert Nagle	57	CAN	52:27					
SP	9.91m	680		SP	8.06m	530		68 John Trevor Jupp	55	AUS	52:43					
DT	34.12m	685		DT	26.36m	498		69 Eugene Kavanagh	56	IRL	52:56					
JT	41.56m	817		JT	18.26m	280		70 Anthony Vanderplank	56	GBR	53:20					
WT	10.90m	615		WT	9.42m	515		71 Bruce Savage	56	CAN	53:40					
19 Ming-Hao Ho		TPE	3198	Cross Country					72 Wong Chiu	55	HKG	54:34				
HT	37.96m	715		1 Alex Tcherednichenk	56	RUS	36:15	73 Soon Ah Chai	58	SIN	54:56					
SP	9.22m	624		2 Ad Heijdens	56	NED	36:27	74 Klaus Rechberger	59	GER	55:52					
DT	33.02m	658		3 Walter Koch	55	GER	36:39	75 Donald Jones	59	CAN	56:43					
JT	27.82m	495		4 Valery Kiun	55	RUS	36:55	76 Eitoku Sakaida	59	JPN	57:12					
WT	12.24m	706		5 Stephen James	57	GBR	37:18	77 Ngh Heng Ng	56	SIN	58:06					
20 Bernd Krebs		GER	3170	6 Guenter Martin	55	GER	37:43	78 Gunter Richter	59	GER	58:26					
HT	27.88m	486		7 Armando Aldegalega	57	POR	38:00	79 Anthony Samson	55	HKG	1:00:09					
SP	10.62m	738		8 Herb Phillips	55	CAN	38:15	80 R John Hines	59	NZL	1:02:04					
DT	32.18m	638		9 Walter Hume	56	NZL	38:22	81 Friedrich Schuetz	55	GER	1:02:58					
JT	38.52m	745		10 Roland Cormier	55	USA	38:48	82 Husin Bin Safar	55	MAS	1:04:37					
WT	10.14m	563		11 Geoffrey Harrold	56	GBR	38:49	83 David Murphy	58	AUS	1:07:50					
21 Dieter Kuntz		GER	3037	12 Alan Bradford	56	AUS	38:53	84 George Moore	59	GBR	1:10:47					
HT	40.48m	773		13 Bernd Richter	55	GER	39:03	85 Dieter Neumann	58	SWE	1:13:46					
SP	7.98m	524		14 Sybrand Mostert	56	RSA	39:06	86 Razaq Ogunjimi	57	NGR	1:14:48					
DT	27.24m	519		15 Manuel Rosales Touza	59	ESP	39:12									
JT	22.66m	378		16 Jose Manuel Alves	55	POR	39:25									
WT	14.24m	843		17 Stanislav Liapunov	55	RUS	39:36									
22 Gilbert Storg		FRA	3010	18 Luis Jai Luna Albarracin	56	COL	39:44									
HT	38.96m	738		19 Gabriel Bernal	55	USA	39:45									
SP	9.16m	619		20 Peter Seiler	55	GER	39:58									
DT	26.32m	497		21 Jinorich Bartonek	56	TCH	39:59									
JT	23.90m	406		22 Colin McLeod	59	AUS	40:10									
WT	12.88m	750		23 Jose Gendrot	57	FRA	40:30									
				24 Kvetoslav Hana	58	TCH	41:25									

Cross Country Team

1	Germany	1:54:25
	Walter Koch	36:39
	Guenter Martin	37:43
	Bernd Richter	39:03
2	Great Britain	1:59:38
	Stephen James	37:18
	Geoffrey Harrold	38:49
	Michael Sawyer	43:31

20 km Road Walk

1	Murray Dickinson	56	AUS	1:45:36
2	Dario Iasi R. Castellanos	58	COL	1:47:46
3	Romolo Pelliccia	58	ITA	1:50:15
4	Gerhard Baer	55	GER	1:50:59
5	Brian Gore	58	GBR	1:53:00
6	Edward Whiteman	56	USA	1:53:11
7	Tony Johnson	55	AUS	1:55:13
8	Dave Romansky	57	USA	1:56:04
9	Paul R. Johnson	57	USA	1:59:05
10	David Stevens	58	GBR	2:00:17
11	Claude Pinard	56	FRA	2:00:20
12	Frank Knaeringer	59	GER	2:00:43
13	Lee Duffner	59	USA	2:02:13
14	Herbert Zydek	56	USA	2:02:55
15	John Elwarner	55	USA	2:04:49
16	Mario Pollanz	57	ITA	2:04:58
17	Manfred Kuppler	55	AUS	2:05:52
18	Ronald Powell	59	GBR	2:06:28
19	James McGrath	58	USA	2:06:52
20	John Shilling	59	USA	2:07:19
21	Gerald Bocci	57	USA	2:07:36
22	Charles Marut	57	USA	2:07:53
23	David Reid	56	NZL	2:08:32
24	John E. Schulz	56	USA	2:08:47
25	Bob Cella	58	USA	2:09:04
26	Erich Bogner	56	GER	2:09:27
27	Gerald Patrick	55	USA	2:10:30
28	Thomas Masterson	55	USA	2:10:56
29	Ronald Laird	57	USA	2:11:07
30	Zigurds Irbe	59	LAT	2:11:11
31	Alwin Reng	59	GER	2:12:07
32	Alexis De Coppet	56	SUI	2:15:44
33	Jack Entwistle	59	CAN	2:17:11

Name	Age	Country	Results	Name	Age	Country	Results	Name	Age	Country	Results	Name	Age	Country	Results		
34	John Marshall	59	GBR	2:18:33	36	Francis Ruddy	56	USA	3:30:52	5	Great Britain	10:34:24	3	Noel Garvey	60	AUS	13.18
35	James Fisher	59	USA	2:19:38	37	Louis Persoons	58	BEL	3:32:15		George Armstrong	3:17:55	4	Olle Strandborg	61	SWE	13.69
36	Gilberto Robles	57	PUR	2:19:51	38	Michael Caudwell	58	GBR	3:34:15		Michael Caudwell	3:34:15	5	Borje Persson	63	SWE	14.81
37	Gunars Mikulis	57	LAT	2:20:01	39	Warren Campbell	56	USA	3:36:50		John Drakeley	3:42:14	6	Kevin McGrath	64	AUS	15.86
38	John Lane	58	HKG	2:24:31	40	Yoshikatsu Inoue	55	JPN	3:38:58	6	Finland	10:42:51	7	Albert G. Dormann	62	USA	17.65
39	Bernie Finch	55	USA	2:24:51	41	John Anderson	56	AUS	3:40:15		Matti Hartikainen	3:16:42	Heat 7 Wind Reading: 1.1				
40	Ed Lane	59	USA	2:25:15	42	Alfred Howell	55	USA	3:40:56		Pekka Nikkila	3:27:56	1	Bobby Thomas	60	USA	12.69
41	Paavo Sorri	58	FIN	2:26:15	43	Gilbert Paudex	58	SUI	3:41:10		Kalevi Pitkanemi	3:58:13	2	Eduard Haenggi	60	SUI	13.10
42	Stephen Cohen	56	USA	2:28:16	44	John Drakeley	57	GBR	3:42:14	7	Switzerland	11:00:53	3	Ching-Kuei Lo	61	TPE	13.14
43	Robert Best	57	GER	2:29:18	45	Valery Sevryuk	56	RUS	3:42:37		Christian Vetsch	3:17:29	4	Anthony Besase	61	USA	13.49
44	Gustave Davis	57	USA	2:30:43	46	Alfred Thurston	59	USA	3:42:50		Gilbert Paudex	3:41:10	5	Ronald Cross	61	RSA	13.60
45	Odd Oivind Haug	55	NOR	2:44:45	47	Thomas Marling	59	AUS	3:44:00		Josef Bruhin	4:02:14	6	Theodore Swanson	64	USA	13.90
					48	Helmut Reinmuth	56	GER	3:44:47	8	Australia	11:40:03	7	Pedro GuerreroHurado	61	COL	13.95
					49	Bill Agresta	56	USA	3:47:57		John Anderson	3:40:15	8	Vincent Harris	64	NZL	18.46
					50	Gerhard Kessner	59	GER	3:49:28		Thomas Marling	3:44:00	Heat 8 Wind Reading: 2.8				
					51	Albert Monile	55	USA	3:56:09		John Trevor Jupp	4:15:48	1	Tamotsu Uchida	63	JPN	13.01
					52	Eugene Kavanagh	56	IRL	3:56:15	9	Hong Kong	12:31:17	2	Kai-Ming Lo	60	USA	13.69
					53	John Lane	58	HKG	3:57:04		John Lane	3:57:04	3	Jose F. Araujo Reis	64	POR	14.63
					54	Kalevi Pitkanemi	58	FIN	3:58:13		Cheung Chi Ying	4:15:52	4	Heradio Chandeeck	62	PAN	14.81
					55	Juan Roman	57	CHI	3:59:23	10	Canada	12:41:27	5	Mario Bertolani	62	USA	15.41
					56	Thomas Witkowski	55	USA	3:59:28		Paul Yerich	4:05:36	SEMI FINALS				
					57	Bill Wagner	59	USA	3:59:34		Edward Pomeroy	4:15:11	Heat 1 Wind Reading: 0.8				
					58	David L. Carpenter	55	USA	3:59:53		Don Ursino	4:20:40	1	Milton Newton	61	USA	12.29
					59	Peter Swartwout	57	USA	4:00:53				2	Rudolf Boeckl	61	GER	12.48
					60	Chuck Van Duzee	58	USA	4:01:02				3	David Burton	60	GBR	12.68
					61	Paul Yerich	56	CAN	4:05:36				4	Joe Hemler	60	USA	12.94
					62	Soon Ah Chai	58	SIN	4:05:50				5	Kiyoshi Mori	62	JPN	12.98
					63	Richard Sheehan	57	USA	4:05:57				6	Alexander Johnson	62	USA	13.11
					64	Albert Richey	56	USA	4:07:54				7	Gawie Pistorius	60	RSA	13.18
					65	Edward Pomeroy	55	CAN	4:15:11				8	Antero Tammento	62	FIN	13.28
					66	John Trevor Jupp	55	AUS	4:15:48				Heat 2 Wind Reading: 3.4				
					67	Cheung Chi Ying	57	HKG	4:15:52				1	Andrew Branch	61	USA	12.45
					68	Wong Chiu	55	HKG	4:18:21				2	Charles Williams	64	GBR	12.51
					69	Don Ursino	59	CAN	4:20:40				3	Karl-Heinz Neumann	60	GER	12.73
					70	Fumitaka Matsukawa	56	JPN	4:20:43				4	Monty Hacker	60	RSA	12.85
					71	Donald Milligan	57	USA	4:21:15				5	Tamotsu Uchida	63	JPN	12.89
					72	Gunter Richter	59	GER	4:23:15				6	Eduard Haenggi	60	SUI	13.12
					73	Daniel Morales	57	USA	4:31:18				7	Noel Garvey	60	AUS	13.30
					74	Agostinho Araujo de Souza	59	BRA	4:32:47				Heat 3 Wind Reading: 1.6				
					75	Ian Shaw	58	CAN	4:34:40				1	Bobby Thomas	60	USA	12.45
					76	Ngoh Heng Ng	56	SIN	4:38:29				2	Dick Richards	61	USA	12.50
					77	Anthony Tulino	58	USA	4:39:24				3	Teddy Kaplan	60	ISR	12.72
					78	John Tipping	56	GBR	4:42:46				4	Charles Agnoo	60	CAN	12.95
					79	Fumio Ohara	58	JPN	4:43:12				5	Heinz Schmid	62	GER	13.08
					80	Milos Antonic	59	YUG	4:47:57				6	Ching-Kuei Lo	61	TPE	13.40
					81	Erich Tavernier	59	GER	4:52:41				7	Pedro PachecoFigueroa	61	PUR	13.75
					82	Carlos Ponce Vargas	59	MEX	4:55:56				FINAL				
					83	Robert Brooks	57	USA	4:55:59				Wind Reading: 2.9				
					84	Jerry Brenner	55	USA	4:59:35				1	Bobby Thomas	60	USA	12.22
					85	Bernard B. Freedman	55	USA	5:01:24				2	Milton Newton	61	USA	12.24
					86	R John Hines	59	NZL	5:11:11				3	Rudolf Boeckl	61	GER	12.41
					87	Husin Bin Safar	55	MAS	5:20:29				4	Andrew Branch	61	USA	12.46
					88	Raymond Mashiotta	59	USA	5:22:50				5	Dick Richards	61	USA	12.48
					89	Armando Acevedo Medina	57	CHI	5:46:45				6	David Burton	60	GBR	12.55
												7	Charles Williams	64	GBR	13.61	

20 km Road Walk Team

1	Australia	5:38:16
	Murray Dickinson	1:45:36
	Tony Johnson	1:55:13
	Robert Chapman	1:57:27
2	United States	5:48:20
	Edward Whiteman	1:53:11
	Dave Romansky	1:56:04
	Paul R. Johnson	1:59:05
3	Italy	5:49:19
	Romolo Pelliccia	1:50:15
	Mario Sciarretta	1:54:06
	Mario Pollanz	2:04:58
4	Great Britain	5:59:45
	Brian Gore	1:53:00
	David Stevens	2:00:17
	Ronald Powell	2:06:28
5	Germany	6:01:09
	Gerhard Baer	1:50:59
	Frank Knaeringer	2:00:43
	Erich Bogner	2:09:27
6	New Zealand	6:35:57
	Maurice Hinton	2:03:47
	David Reid	2:08:32
	Brian Read	2:23:38

Marathon

1	Walter Koch	55	GER	2:39:52
2	Guenther Martin	55	GER	2:40:43
3	Herman Barreneche-Rios	55	COL	2:43:33
4	Bernd Richter	55	GER	2:43:41
5	Valery Kiun	55	RUS	2:44:30
6	Colin McLeod	59	AUS	2:44:55
7	Fidel Diaz Mendes	57	MEX	2:46:52
8	Manuel Rosales Touza	59	ESP	2:49:35
9	Stanislav Lyapunov	58	RUS	2:50:14
10	Colman Mooney	55	USA	2:56:34
11	Sybrand Mostert	56	RSA	2:57:08
12	Peter Seiler	55	GER	2:57:26
13	Vasilios Maurosoulos	55	GRE	3:02:07
14	Horst Rohm	57	GER	3:07:55
15	Eduard Fedosov	55	RUS	3:08:56
16	Giannis Zorzos	59	GRE	3:09:13
17	Francisco Penha	57	BRA	3:10:09
18	Katsuhiko Mimori	55	JPN	3:10:36
19	Jose Manuel Alves	55	POR	3:11:56
20	Matti Hartikainen	57	FIN	3:16:42
21	Helmut Kynast	58	GER	3:17:11
22	George Armstrong	56	GBR	3:17:55
23	Kent Sabin	59	USA	3:18:31
24	Neville Wagner	55	NZL	3:20:00
25	George Markoff	57	USA	3:21:00
26	Kvetoslav Hana	58	TCH	3:22:32
27	Ulf Agrell	55	SWE	3:25:37
28	Selwyn Rom	56	USA	3:27:09
29	Pekka Nikkila	57	FIN	3:27:56
30	Jose Gendrot	57	FRA	3:29:14
31	Horst Rieke	57	GER	3:29:21
32	Takashi Sakae	58	JPN	3:29:36
33	John Adams	59	RSA	3:29:57
34	Jorge VargasHernandez	56	COL	3:30:41
35	John Grant	56	USA	3:30:50

Marathon Team

1	Germany	8:04:16
	Walter Koch	2:39:52
	Guenther Martin	2:40:43
	Bernd Richter	2:43:41
2	Russia	9:02:47
	Alex Tcherednitchenk	2:35:40
	Valery Kiun	2:44:30
	Valery Sevryuk	3:42:37
3	United States	9:36:05
	Colman Mooney	2:56:34
	Kent Sabin	3:18:31
	George Markoff	3:21:00
4	Japan	10:19:10
	Katsuhiko Mimori	3:10:36
	Takashi Sakae	3:29:36
	Yoshikatsu Inoue	3:38:58

MEN 60

100 Meter Dash

HEATS

Heat 1 Wind Reading: 1.8

1	David Burton	60	GBR	12.79
2	Kiyoshi Mori	62	JPN	12.92
3	Joe Hemler	60	USA	12.98
4	Antero Tammento	62	FIN	13.27
5	Robert Solomon	63	AUS	13.39
6	Clifford Pauling	60	USA	13.56
7	Sakae Imamura	63	JPN	15.88

Heat 2 Wind Reading: 1.9

1	Dick Richards	61	USA	12.61
2	Monty Hacker	60	RSA	12.91
3	Alexander Johnson	62	USA	12.95
4	Francesco Pastorelli	64	ITA	14.11
5	Keizo Shiomitsu	64	JPN	14.74
6	Kerry Thew	62		

Name	Age	Country	Results
Nelson Sacramento	61	BRA	29.85
Anthony McEneaney	60	AUS	32.65

Heat 3 Wind Reading: -0.5

Milton Newton	61	USA	25.78
Bobby Thomas	60	USA	26.16
Tirso Figueroa	60	CHI	27.44
Olle Strandborg	61	SWE	28.21
Ahti Vilpas	61	FIN	29.00
Pedro GuerreroHurtado	61	COL	29.73
Heradio Chandeck	62	PAN	32.17
Kevin McGrath	64	AUS	34.15

Heat 4 Wind Reading: 5.0

Rudolf Boeckl	61	GER	26.91
Monty Hacker	60	RSA	26.94
Thomas Callender	63	CAN	27.17
Taneli Kontinen	60	FIN	28.15
Innokenty Jakovlev	62	RUS	29.47
Ralf-Joachim Kaebs	61	GER	29.62
Manuel Sepulveda Vera	63	CHI	29.72
Ted Rogers	60	CAN	32.13

Heat 5 Wind Reading: 3.3

Jim Mathis	60	USA	26.79
Alexander Johnson	62	USA	27.43
Heinz Schmid	62	GER	27.66
Eduard Haenggi	60	SUI	28.13
Heinz Juerg Wild	60	GER	28.61
Theodore Swanson	64	USA	30.03
Borje Persson	63	SWE	31.36
Manoel Ant. Blanco	62	BRA	33.50

Heat 6 Wind Reading: 4.9

David Burton	60	GBR	26.18
Andrew Branch	61	USA	26.48
Teddy Kaplan	60	ISR	27.09
Antero Tammento	62	FIN	27.45
Will Robinson	64	USA	28.85
Anton Larrazabal	62	ESP	29.60
Masanori Abe	61	JPN	29.85
Mario Bertolani	62	USA	32.60

Heat 7 Wind Reading: 2.4

Berthold Neumann	64	GER	26.24
Karl-Heinz Neumann	60	GER	26.83
Francois Cornelis	61	BEL	27.55
Ching-Kuei Lo	61	TPE	28.00
Pieter Schouten	61	NED	28.98
Markus Virrankoski	63	FIN	29.44
Kerry Thew	62	AUS	30.24
Chuck Cappetta	60	USA	47.98

SEMI FINALS

Heat 1 Wind Reading: 0.0

Ralph Romain	62	TRI	25.60
Rudolf Boeckl	61	GER	26.52
Joe Hemler	60	USA	26.83
Clifford Pauling	60	USA	27.15
Pauli Vehkjarvi	60	FIN	27.18
Tamotsu Uchida	63	JPN	27.31
Tirso Figueroa	60	CHI	27.39

Heat 2 Wind Reading: -1.6

Bobby Thomas	60	USA	25.36
Milton Newton	61	USA	25.80
Jim Mathis	60	USA	26.04
Monty Hacker	60	RSA	26.74
Hans Bloechlinger	60	SUI	27.25
Alexander Johnson	62	USA	27.55
Antero Tammento	62	FIN	27.58
Robert Solomon	63	AUS	27.95

Heat 3 Wind Reading: -5.0

Berthold Neumann	64	GER	26.71
David Burton	60	GBR	26.79
Andrew Branch	61	USA	26.87
Karl-Heinz Neumann	60	GER	26.99
Thomas Callender	63	CAN	27.32
Francois Cornelis	61	BEL	27.83
Heinz Schmid	62	GER	27.85

FINAL

Wind Reading: -5.3

Ralph Romain	62	TRI	25.87
Bobby Thomas	60	USA	26.06
Berthold Neumann	64	GER	26.83
Jim Mathis	60	USA	26.84
Rudolf Boeckl	61	GER	26.98
Monty Hacker	60	RSA	27.48
David Burton	60	GBR	27.51
Milton Newton	61	USA	36.54

400 Meter Dash

HEATS

Heat 1

Miloje Grujic	61	RSA	59.90
Motomu Sawamoto	63	JPN	1:00.38
Sid Wing	64	USA	1:01.73
Jorge Alvarez	60	CHI	1:03.52
Robert Solomon	63	AUS	1:03.86
John Seymour	61	GBR	1:04.26
Annti Kanerva	61	FIN	1:06.75
Brian Sharpe	64	AUS	1:16.51

Heat 2

Berthold Neumann	64	GER	1:01.00
Fritz Schlereth	62	USA	1:03.50
FH Boy Heenstede	-	-	-
Obelt	64	NED	1:04.86
Jose Imaz Fernandez	63	ESP	1:05.87
Ray Franks	60	USA	1:08.87
Olle Strandborg	61	SWE	DNF

Heat 3

Karl-Heinz Neumann	60	GER	1:01.37
Tirso Figueroa	60	CHI	1:02.76
Ahti Vilpas	61	FIN	1:05.07
Horst Schaefer	64	GER	1:05.26
Ted Rogers	60	CAN	1:08.72
Alkanasios Manolopoulos	60	GRE	1:19.50

Heat 4

Dieter W. Schmidt	60	GER	1:00.87
Clifford Pauling	60	USA	1:01.14
Geoffrey Feast	63	GBR	1:03.94
Jef Claessen	61	BEL	1:04.52
Markus Virrankoski	63	FIN	1:05.22
Salvador Munoz	64	CHI	1:06.57
Huo-Shan Hung	63	TPE	1:16.95

Heat 5

Paul Johnson	60	USA	59.97
Francois Cornelis	61	BEL	1:00.87
Hans Bloechlinger	60	SUI	1:00.93
Esa Paldanius	60	FIN	1:01.36
Antero Tammento	62	FIN	1:02.32
Anton Larrazabal	62	ESP	1:06.96
Edwin Alexander	61	USA	1:07.38
Adonis Papadopoulos	63	GRE	1:14.45

Heat 6

Jim Mathis	60	USA	1:01.04
Taneli Kontinen	60	FIN	1:01.95
Heinz Schmid	62	GER	1:02.65
Eberhard Arnold	62	GER	1:03.39
Ralf-Joachim Kaebs	61	GER	1:07.15
Pedro GuerreroHurtado	61	COL	1:07.63
Mike Fox	61	GBR	DNF

Heat 7

Ralph Romain	62	TRI	57.91
Louis Baeyens	60	BEL	59.97
Thomas Callender	63	CAN	1:02.35
Noel Garvey	60	AUS	1:03.08
Ian Goldfoot	60	USA	1:04.23
Anthony McEneaney	60	AUS	1:11.02
George Gluppe	62	CAN	1:12.44

SEMI FINALS

Heat 1

Paul Johnson	60	USA	59.21
--------------	----	-----	-------

Name	Age	Country	Results
Dieter W. Schmidt	60	GER	1:00.52
Francois Cornelis	61	BEL	1:00.53
Motomu Sawamoto	63	JPN	1:01.22
Hans Bloechlinger	60	SUI	1:02.14
Noel Garvey	60	AUS	1:02.97
Eberhard Arnold	62	GER	1:06.43

Heat 2

Ralph Romain	62	TRI	56.61
Jim Mathis	60	USA	59.68
Karl-Heinz Neumann	60	GER	1:00.35
Thomas Callender	63	CAN	1:00.76
Antero Tammento	62	FIN	1:03.40
Taneli Kontinen	60	FIN	1:04.73
Robert Solomon	63	AUS	1:05.76

Heat 3

Miloje Grujic	61	RSA	58.42
Berthold Neumann	64	GER	58.76
Louis Baeyens	60	BEL	59.14
Clifford Pauling	60	USA	1:00.83
Sid Wing	64	USA	1:01.97
Fritz Schlereth	62	USA	1:02.24
Heinz Schmid	62	GER	1:03.44
Jorge Alvarez	60	CHI	1:05.12

FINAL

Ralph Romain	62	TRI	53.88
Miloje Grujic	61	RSA	55.53
Berthold Neumann	64	GER	56.45
Paul Johnson	60	USA	56.77
Jim Mathis	60	USA	56.80
Louis Baeyens	60	BEL	57.95
Karl-Heinz Neumann	60	GER	59.01
Dieter W. Schmidt	60	GER	1:00.88

800 Meter Run

HEATS

Heat 1

Mike Fox	61	GBR	2:22.39
James Sutton	64	USA	2:24.87
Louis Baeyens	60	BEL	2:24.90
Pierre Blanchou	64	FRA	2:30.12
Patrick Maye	62	AUS	2:35.27
Bruce Marsh	60	USA	2:37.37
Robert Charlton	62	AUS	3:12.77

Heat 2

Sid Wing	64	USA	2:24.48
Esa Paldanius	60	FIN	2:24.78
Dieter W. Schmidt	60	GER	2:26.47
Irwin Bernstein	62	USA	2:33.10
Ralf-Joachim Kaebs	61	GER	2:37.82
Kurien Thomas	60	IND	2:50.77
Geguang Hou	64	CHN	3:25.83

Heat 3

Miloje Grujic	61	RSA	2:20.30
Carlos Odriozola	64	URU	2:21.89
James Aneshansley	60	USA	2:22.78
Rudolf Hess	60	GER	2:36.92
Miguel Cermenolisari	60	ESP	2:39.19
Anthony McEneaney	60	AUS	2:50.30

Heat 4

Berthold Neumann	64	GER	2:23.72
Motomu Sawamoto	63	JPN	2:24.20
Pete Richardson	60	USA	2:24.64
Pedro GuerreroHurtado	61	COL	2:31.06
Brian Sharpe	64	AUS	2:41.35
Ted Rogers	60	CAN	2:45.77
Huo-Shan Hung	63	TPE	3:03.61

Heat 5

Glaus Krohn	62	NOR	2:29.91
Clifford Pauling	60	USA	2:30.84
John Seymour	61	GBR	2:32.08
FH Boy Heenstede	-	-	-
Obelt	64	NED	2:32.37
Keizo Shiomitsu	64	JPN	2:39.61
Kunio Ichikawa	61	JPN	2:49.52

Heat 6

Thomas Roberts	61	AUS	2:25.20
Ralph Miller	63	USA	2:26.87
Robert Kjeldsen	60	DEN	2:30.53
Guenther Ender	62	GER	2:33.12
Jef Claessen	61	BEL	2:37.05
Jose Antonio Bom	62	POR	2:47.34
Herrmann Berckemeyer	63	GER	3:10.19
Sakae Imamura	63	JPN	DNF

SEMI FINALS

Heat 1

Miloje Grujic	61	RSA	2:19.89
Thomas Roberts	61	AUS	2:20.18
Motomu Sawamoto	63	JPN	2:20.79
Esa Paldanius	60	FIN	2:20.88
Sid Wing	64	USA	2:21.50
Clifford Pauling	60	USA	2:23.02
James Aneshansley	60	USA	2:23.05
Dieter W. Schmidt	60	GER	2:23.63

Heat 2

Mike Fox	61	GBR	2:18.99
Berthold Neumann	64	GER	2:19.03
Ralph Miller	63	USA	2:20.22
Carlos Odriozola	64	URU	2:22.22
Pete Richardson	60	USA	2:23.39
James Sutton	64	USA	DNF

FINAL

Miloje Grujic	61	RSA	2:17.25
Berthold Neumann	64	GER	2:17.67
Thomas Roberts	61	AUS	2:19.35
Esa Paldanius	60	FIN	2:20.06
Ralph Miller	63	USA	2:20.58
Mike Fox	61	GBR	2:20.59
Motomu Sawamoto	63	JPN	2:23.95
Carlos Odriozola	64	URU	2:25.39

1,500 Meter Run

HEATS

Heat 1

Guennadi Chalamonov	60	UKR	4:52.46
Gerard VanNuffelen	61	BEL	4:59.57
Pete Richardson	60	USA	4:59.84
Kunio Ichikawa	61	JPN	5:08.85
William Dunne	61	IRL	5:17.64
Peter Le Get	61	AUS	5:19.90
Guenther Ender	62	GER	5:22.31
Rudolf Hess	60	GER	5:24.17
Doug Kyle	62	CAN	5:24.53
Edwin Alexander	61	USA	5:25.87
Avarado C. Everardo	62	COL	5:31.66
Gerhard Krolow	60	CAN	5:31.99
Erich Garthe	61	GER	6:13.66
Colin Joseph Silcock	62	AUS	6:52.26
Chester Greene	63	USA	8:35.42
Miguel Cermenolisari	60	ESP	DNF

Heat 2

Thomas Roberts	61	AUS	4:51.62
Robert Kjeldsen	60	DEN	4:53.76
Mike Goldman	63	USA	4:54.63
James Aneshansley	60	USA	4:55.07
Maurice Morrell	62	GBR	4:56.46
Rogelio Lopez Loyate	61	ESP	4:56.84
Pierre Blanchou	64	FRA	5:11.19
William Bryson	61	CAN	5:17.84
Dillon Maier	60	USA	5:44.02
John Atkinson	62	GBR	5:48.82
Jose Antonio Bom	62	POR	5:49.40
Hal Higdon	64	USA	5:57.25
Herrmann Berckemeyer	63	GER	6:04.65
James Keat	63	USA	6:05.72
Anthony McEneaney	60	AUS	6:10.48
Alexey Podguzov	64	RUS	6:42.05

Heat 3

Michael McAvoy	60	AUS	4:58.04
----------------	----	-----	---------

Name	Age	Country	Results
2 Roger Davies	60	CAN	5:03.73
3 James Sutton	64	USA	5:05.82
4 Manabu Miyasato	60	JPN	5:08.76
5 Claude Robic	63	FRA	5:13.45
6 Gary L. DeFrance	61	USA	5:14.18
7 Giancarlo Parodi	61	ITA	5:17.03
8 James Martin	64	CAN	5:38.06
9 Manfred Kunze	63	GER	5:43.41
10 Kurien Thomas	60	IND	5:53.41
11 Jim Tobin	62	NZL	6:05.38
12 Gentil Favero	62	BRA	6:08.84
13 Ted Rogers	60	CAN	6:09.82
14 Miloslav Kolacek	61	TCH	6:44.52
15 Geguangu Hou	64	CHN	6:52.06

FINAL

1 Thomas Roberts	61	AUS	4:40.06
2 Michael McAvoy	60	AUS	4:40.82
3 Guennadi Chalamonov	60	UKR	4:45.14
4 Maurice Morrell	62	GBR	4:52.56
5 Roger Davies	60	CAN	4:52.78
6 Mike Goldman	63	USA	4:53.64
7 Robert Kjeldsen	60	DEN	4:55.07
8 Kunio Ichikawa	61	JPN	4:55.90
9 James Aneshansley	60	USA	4:57.95
10 Rogelio Lopez Loyate	61	ESP	5:01.44
11 Pete Richardson	60	USA	5:05.87
12 Manabu Miyasato	60	JPN	5:09.11
James Sutton	64	USA	DNF
Gerard VanNuffelen	61	BEL	DNF

5,000 Meter Run**FINAL**

Gerard VanNuffelen	61	BEL	17:17.61
Adolf Blonner	60	AUS	17:31.35
Bent Lauridsen	60	DEN	17:38.60
Guennadi Chalamonov	60	UKR	17:54.29
Kunio Ichikawa	61	JPN	18:00.27
Bruno Baggia	60	ITA	18:01.46
Edward Whitlock	64	CAN	18:01.63
Rogelio Lopez Loyate	61	ESP	18:02.41
Roger Davies	60	CAN	18:03.35
Bill Iffrig	61	USA	18:17.31
Hans Thieme	61	GER	18:20.08
Maurice Morrell	62	GBR	18:26.64
Walter Krueger	60	GER	18:39.68
Michael McAvoy	60	AUS	18:41.74
Manabu Miyasato	60	JPN	18:45.15
Malcolm Gillis	62	USA	18:45.85
Claude Robic	63	FRA	18:48.02
Gerhard Weidner	62	GER	18:59.51
Christian Vetsch	61	SUI	19:07.26
Thomas Everitt	60	GBR	19:09.71
Peter Hettrich	60	USA	19:23.88
Joe Patterson	60	AUS	19:25.24
Nils Jonson	60	SWE	19:37.72
Viljo Vesanen	60	FIN	19:42.80
Gary L. DeFrance	61	USA	19:49.77
Peter Le Get	61	AUS	19:53.68
Harry Bunte	63	GER	19:58.10
Ronald Stuart	63	AUS	20:05.34
Giancarlo Parodi	61	ITA	20:05.93
Georg Willnecker	63	GER	20:09.34
Henning Falkenstein	60	USA	20:09.69
Peter Kearsey	62	GBR	20:16.35
Ian Stewart	60	CAN	20:28.72
Fideligno Puerto Lopez	61	COL	20:31.68
Carl Pegels	62	USA	20:45.88
Gerhard Krolow	60	CAN	20:46.80
Toshihiko Sacki	61	JPN	20:49.67
Alvarado C. Everardo	62	COL	21:04.76
Edwin Alexander	61	USA	21:06.77
John Garrity	64	USA	21:13.18
James Martin	64	CAN	21:18.48
Bernard Kane	62	NZL	21:30.79
Hal Higdon	64	USA	21:39.78
Duane Lowry	62	AUS	21:39.79

Name	Age	Country	Results
45 Manfred Kunze	63	GER	21:43.13
46 Bob Davidson	63	GBR	21:47.00
47 Gentil Favero	62	BRA	22:11.61
48 John B. Gregson	64	USA	22:13.85
49 Alan Byers	63	GBR	22:20.57
50 James Keat	63	USA	22:25.14
51 Helmut Winter	61	GER	22:32.19
52 Thomas Dalgleish	61	AUS	22:35.26
53 Jim Tobin	62	NZL	22:43.43
54 Carlos Claro	62	POR	23:00.65
55 Robert Meier	60	USA	23:06.49
56 David Zinman	64	USA	23:09.11
57 Simo Dzakovic	63	YUG	23:17.67
58 James Anthony	60	AUS	24:02.89
59 Colin Joseph Silcock	62	AUS	24:58.88
60 Brian Read	62	NZL	25:54.22
Herrmann Berckmeyer	63	GER	DNF

10,000 Meter Run**FINAL**

1 Heinrich Hun	62	GER	36:05.81
2 Adolf Blonner	60	AUS	37:11.20
3 Hans Thieme	61	GER	37:23.26
4 Bent Lauridsen	60	DEN	37:27.21
5 Walter Krueger	60	GER	37:32.51
6 Kunio Ichikawa	61	JPN	37:47.85
7 Rogelio Lopez Loyate	61	ESP	38:01.38
8 Manabu Miyasato	60	JPN	38:28.28
9 Roger Davies	60	CAN	38:32.52
10 Alfonso Tumenas	64	LTU	39:13.87
11 Christian Vetsch	61	SUI	39:32.10
12 Malcolm Gillis	62	USA	39:33.36
13 Bruno Baggia	60	ITA	39:50.40
14 Norman Green Jr.	63	USA	39:58.08
15 Claude Robic	63	FRA	40:03.05
16 Dick Wilson	63	USA	40:29.89
17 Joe Patterson	60	AUS	41:02.39
18 Stenios Prassas	63	GRE	41:03.19
19 Michael McAvoy	60	AUS	41:20.70
20 Peter Hettrich	60	USA	41:54.06
21 Willi Garbs	60	GER	41:55.17
22 Viljo Vesanen	60	FIN	42:00.88
23 Mauricio Appelbaum	62	BRA	42:44.37
24 Peter Le Get	61	AUS	43:05.17
25 Ronald Stuart	63	AUS	43:10.62
26 Fideligno Puerto Lopez	61	COL	43:27.54
27 Carl Pegels	62	USA	43:49.95
28 Alvarado C. Everardo	62	COL	43:50.43
29 Bob Davidson	63	GBR	44:45.52
30 Einart Alus	62	EST	45:01.22
31 John Atkinson	62	GBR	45:28.18
32 Manfred Kunze	63	GER	45:48.67
33 Alan Byers	63	GBR	46:07.91
34 John B. Gregson	64	USA	47:42.03
35 James Keat	63	USA	48:20.79
36 Rex Foster	62	USA	52:13.05
37 Klaus Pabst	64	GER	52:19.84
38 Warren Allan	63	AUS	53:09.67
39 Norbert Soltysiak	64	USA	1:08:06.30
Jim Tobin	62	NZL	DNF
Bill Iffrig	61	USA	DNF
Francisco Vicente	62	POR	DNF
Henry Morrison	60	GBR	DNF
Duane Lowry	62	AUS	DNF
Bernard Kane	62	NZL	DNF

5,000 Meter Race Walk**FINAL**

1 Gerhard Weidner	62	GER	24:07.71
2 Jack Bray	62	USA	25:10.05
3 Max Green	63	USA	25:23.11
4 Mario Sciarretta	61	ITA	25:59.25
5 Colin Young	60	GBR	27:04.67
6 Mieczyslaw Rutyna	64	POL	27:12.58
7 Robert Chapman	61	AUS	27:20.83

Name	Age	Country	Results
8 Stuart Summerhayes	61	CAN	27:27.16
9 Robert Barrett	61	USA	27:35.29
10 Carl Acosta	61	USA	27:38.60
11 Walter Baier	62	GER	27:41.35
12 Luis Chavez Cordero	60	COL	27:58.98
13 Presley Donaldson	61	USA	28:47.34
14 Yury Sokolov	63	RUS	28:48.67
15 Tom White	63	USA	28:51.64
16 Hans Pollmeier	61	GER	29:07.31
17 Peter Hatz	61	USA	29:12.63
18 Ray Franks	60	USA	29:20.76
19 Toshiaki Tanaka	61	JPN	29:24.40
20 Lojza Vosta	62	USA	29:27.38
21 Ray Everson	60	USA	29:38.07
22 Robert Fine	64	USA	30:23.05
23 Colin Joseph Silcock	62	AUS	31:04.16
24 Kenneth Livermore	62	GBR	31:10.75
25 Edward Merrill	62	USA	31:31.94
26 Jan Lehuta	64	SVK	32:24.63
27 Elliott Denman	61	USA	32:54.49
28 Brian Read	62	NZL	33:00.35
29 Akira Tanaka	63	JPN	33:30.12
30 Nobuyuki Karasawa	60	JPN	33:48.43
31 John Weston	62	CAN	34:16.52
32 Ralph Wheeler	61	USA	36:42.27
33 Armiya Nandy	63	IND	38:42.18
34 Jack Castle	64	CAN	43:23.29
35 Edmund Mahany	64	USA	44:00.31
Yury Liutikov	64	RUS	DQ
Maurice Hinton	60	NZL	DQ
Giorgos Deligiannidis	64	GRE	DQ

100 Meter High Hurdles 33"**HEATS****Heat 1 Wind Reading: -4.1**

1 Leon Trout	61	USA	17.48
2 Salvador Munoz	64	CHI	18.62
3 Kees Giezen Van	61	NED	18.70
4 Theodore Swanson	64	USA	20.24
5 Dave Douglass	63	USA	21.26

Heat 2 Wind Reading: -2.0

1 Phil Mulkey	62	USA	16.30
2 Ronald Cross	61	RSA	19.10
3 John Martel	64	USA	19.52
4 Jean Pierre Marie	61	FRA	19.55
5 Tien-Sung Lin	60	TPE	22.20

Heat 3 Wind Reading: -5.0

1 Colin Shafto	60	GBR	17.45
2 Clarence Trinkner	63	USA	18.07
3 Rolf Merten	60	GER	18.34
4 Jim Day	61	GBR	20.34
5 Bernie Smith	63	CAN	20.50
6 Karl-Heinz Thesen	60	GER	20.70

FINAL**Wind Reading: -6.2**

1 Phil Mulkey	62	USA	16.71
2 Clarence Trinkner	63	USA	16.75
3 Colin Shafto	60	GBR	17.11
4 Leon Trout	61	USA	17.14
5 Rolf Merten	60	GER	18.03
6 Kees Giezen Van	61	NED	18.99
7 Salvador Munoz	64	CHI	19.36
8 Ronald Cross	61	RSA	19.54

300 Meter Int Hurdles 30"**HEATS****Heat 1**

1 Eberhard Arnold	62	GER	49.99
2 Will Robinson	64	USA	51.46
3 Guenther W. Urban	60	GER	51.53
4 Salvador Munoz	64	CHI	51.63
5 Sid Joseph	60	USA	55.45
6 Dave Douglass	63	USA	55.85

- Marion Sanchez	63	USA	DNF
------------------	----	-----	-----

Heat 2

1 Pauli Vehkjarvi	60	FIN	50.30
2 Kees Giezen Van	61	NED	51.46
3 Jose Imaz Fernandez	63	ESP	51.55
4 Anton Larrazabal	62	ESP	51.73
5 Geoffrey Feast	63	GBR	51.90
6 Karl-Heinz Thesen	60	GER	55.31

Heat 3

1 Colin Shafto	60	GBR	48.07
2 Brynjule Skinlo	60	NOR	48.23
3 Louis Baeyens	60	BEL	48.26
4 Clarence Trinkner	63	USA	49.07
5 John Martel	64	USA	50.20

Heat 4

1 Francois Cornelis	61	BEL	47.37
2 Leon Trout	61	USA	48.53
3 Rolf Merten	60	GER	49.39
4 Ahti Vilpas	61	FIN	49.45
5 Olle Strandborg	61	SWE	50.94
6 Jean Pierre Marie	61	FRA	55.54
7 Miloslav Kolacek	61	TCH	1:08.11

SEMI FINALS**Heat 1**

1 Francois Cornelis	61	BEL	47.00
2 Clarence Trinkner	63	USA	47.85
3 Leon Trout	61	USA	47.90
4 Kees Giezen Van	61	NED	51.24
5 Jose Imaz Fernandez	63	ESP	51.45

Heat 2

1 Pauli Vehkjarvi	60	FIN	47.97
2 Louis Baeyens	60	BEL	48.47
3 Rolf Merten	60	GER	49.21
4 John Martel	64	USA	49.91
5 Eberhard Arnold	62	GER	49.96
6 Olle Strandborg	61	SWE	53.75

Heat 3

1 Colin Shafto	60	GBR	49.55
2 Ahti Vilpas	61	FIN	49.84
3 Will Robinson	64	USA	49.89
4 Guenther W. Urban	60	GER	52.66

FINAL

1 Francois Cornelis	61	BEL	46.47
2 Pauli Vehkjarvi	60	FIN	46.78
3 Colin Shafto	60	GBR	47.12
4 Louis Baeyens	60	BEL	47.45
5 Leon Trout	61	USA	47.46
6 Ahti Vilpas	61	FIN	48.73
7 Rolf Merten	60	GER	49.61
8 Clarence Trinkner	63	USA	50.23

2,000 Meter Steeplechase**FINAL**

1 Maurice Morrell	62	GBR	7:35.75
2 Alberto A. Rios	60	ARG	7:51.80
3 Pierre Blanchou	64	FRA	7:56.57
4 Adolf Blonner	60	AUS	7:59.98
5 Guenther Ender	62	GER	8:24.14
6 Ronald Stuart	63	AUS	8:31.92
7 Ronald Johnson	63	NZL	8:51.00
8 Peter Hettrich	60	USA	9:15.40
9 George Freeman	63	USA	9:29.43
10 Jim Hite	61	USA	9:43.59
11 Gentil Favero	62	BRA	9

Name	Age	Country	Results	Name	Age	Country	Results	Name	Age	Country	Results	Name	Age	Country	Results					
2	Great Britain			52.23	High Jump				20	Paul Williams			3.65m	14	Walter Badorek			62 USA 42.56m		
	David Burton	60							60	USA	NWI	15	Heinz Schulz			62 GER 42.40m				
	Geoffrey Feast	63		FINAL				Triple Jump				16	Larry Horine			64 USA 42.16m				
	Colin Shafro	60		1	Phil Fehlen	60 USA	1.66m					FINAL				17	Reino Laine			60 FIN 41.68m
	Allan A. Meddings	67		2	Milton Newton	61 USA	1.66m	1	Olavi Niemi	63 FIN	11.23m 0.7	18	Gothard Zug, Dr.			63 GER 40.84m				
3	Finland			52.79	3	Phil Mulkey	62 USA	1.54m	2	David Jackson		10.94m	19	Manfred Heistermann			64 GER 39.50m			
	Antti Kanerva	61		4	Gustav Staehle	60 GER	1.54m			63 USA	NWI	20	Tivadar Krasznai			61 HUN 39.12m				
	Ahti Vilpas	61		5	Jerry Sullivan	60 USA	1.54m	3	Brynjule Skinlo	60 NOR	10.92m 0.0	21	Meemo Maasik			61 EST 38.12m				
	Antero Tammento	62		6	Olavi Niemi	63 FIN	1.54m	4	Viljo Knaappila	61 FIN	10.72m -2.5	22	Leonard Rosen			61 USA 37.56m				
	Pauli Vehkjarvi	60		7	Lambert Vandebosch	60 BEL	1.54m	5	Angel Joaniquet	62 ESP	10.41m 1.2	23	Luis Caetano Flores			61 BRA 37.50m				
4	Japan			54.13	8	Floyd Smith	60 USA	1.50m	6	Phil Mulkey	62 USA	10.33m -1.6	24	Lambert Vandebosch			60 BEL 37.30m			
	Masanori Abe	61		9	Leo Benning	62 RSA	1.46m	7	Innokenty Jakovlev	62 RUS	9.95m -1.7	25	Michael McGarry			62 IRL 37.24m				
	Motomu Sawamoto	63		10	Reino Kataja	60 FIN	1.46m	8	Gawie Pistorius	60 RSA	9.85m 0.9	26	Milton P. Santos			64 BRA 35.86m				
	Tamotsu Uchida	63		11	Colin Shafro	60 GBR	1.42m	9	Harri Reidma	64 EST	9.64m -1.5	27	Tirso Figueroa			60 CHI 34.86m				
	Kiyoshi Mori	62		12	Hikmet Dr. Kandydi	62 TUR	1.42m	10	Hsin-Yi Chang	61 TPE	9.64m -1.0	28	Matti Rehula			61 FIN 34.40m				
5	Canada			54.16	13	Karel Mokris	60 TCH	1.42m	11	Reino Kataja	60 FIN	9.59m -1.7	29	John Boyd			60 CAN 33.96m			
	Thomas Callender	63		14	Clarence Trinkner	63 USA	1.42m	12	Toshiaki Ichigaki	61 JPN	9.44m -1.8	30	Wilhelm K. Trym			61 NOR 32.78m				
	Norman Baum	70		16	Helmut Huber	63 GER	1.38m	13	Joseph Phillips	61 GBR	9.43m 0.6	31	Manuel Sepulveda Vera			63 CHI 31.84m				
	Earl Fee	66		17	Roger Burke	61 USA	1.34m	14	Karl-Heinz Thesen	60 GER	9.32m -0.8	32	Donald Levesque			63 USA 31.40m				
	Charles Agnoo	60		18	Dave Douglass	63 USA	1.34m	15	Bernie Smith	63 CAN	9.23m 0.6	33	Heimie Naude			61 RSA 31.38m				
6	Australia			57.83	19	Yukichi Yasukawa	61 JPN	1.30m	16	Manuel Sepulveda Vera	63 CHI	9.05m -2.8	34	Andries M. Liebenberg			60 RSA 31.26m			
	Robert Solomon	63		20	Anthony Besace	61 USA	1.26m	17	Francesco Pastorelli	64 ITA	9.04m -1.0	35	Carlos Sabando			61 CHI 29.26m				
	Kevin McGrath	64		22	Andries M. Liebenberg	60 RSA	1.26m	18	Ronald Peoples	61 USA	8.81m -2.3	36	Shih-Shan Hsu			64 TPE 28.70m				
	Thomas Roberts	61		-	Theodore Swanson	64 USA	1.26m	19	Theodore Swanson	64 USA	8.46m -1.3	37	Adonis Papadopoulos			63 GRE 28.48m				
	Noel Garvey	60		-	Sirri Hori	60 ALB	NH	Shot Put 5 kg				38	Jorge Alzamora			63 CHI 28.12m				
7	Sweden			1:03.12	Pole Vault				FINAL				39	Ching-Tang Yang			62 TPE 27.44m			
	Borje Persson	63		1	Robert Brown	63 GBR	3.30m	1	Peter Speckens	60 GER	15.42m	40	Tien-Sung Lin			60 TPE 26.52m				
	Alpo Yli-Luopa	72		2	Tirso Figueroa	60 CHI	3.20m	2	Reino Laine	60 FIN	15.05m	41	Giuseppe Rossini			61 ITA 24.84m				
	Roland Johansson	67		3	Rigas Efstratiadis	64 GRE	3.10m	3	Phil Mulkey	62 USA	13.84m	42	Otto Tafel			61 GER 21.78m				
	Rolf Norman	65		3	Richard Seidler	62 GER	3.10m	4	Wendell Palmer	63 USA	13.55m	-	Amost Boldan			60 TCH FOUL				
8	Brazil			1:06.23	5	Heinrich Sell	61 DEN	3.00m	5	John Haugo	60 USA	13.18m	Hammer Throw 5 kg							
	Ruimar Correa	62		5	Phil Mulkey	62 USA	3.00m	6	Leonard Olson	63 USA	13.17m	FINAL								
	Gentil Favero	62		7	Jorma Vendelin	60 FIN	2.90m	7	Raimo Leino	60 FIN	12.98m	1	Guy Husson	64 FRA	54.88m					
	Wilson Alves De Mello	65		8	William Jankovich	61 USA	2.70m	8	Larry Horine	64 USA	12.96m	2	Emil Muller	60 CAN	52.04m					
	Ey de Oliveira Nunes	59		9	Jim Day	61 GBR	2.60m	9	Heinz Schulz	62 GER	12.64m	3	Amost Boldan	60 TCH	51.26m					
	United States			DQ	10	Helmut Huber	63 GER	2.60m	10	Enrique H. Helf	62 GER	12.44m	4	Ilmari Tuomela	60 FIN	50.88m				
	Dick Richards	61		11	Hikmet Dr. Kandydi	62 TUR	2.50m	11	Gothard Zug, Dr.	63 GER	11.74m	5	Raimo Leino	60 FIN	50.72m					
	Andrew Branch	61		12	Dave Douglass	63 USA	2.40m	12	Milton P. Santos	64 BRA	11.73m	6	Hans Poetsch	62 AUT	47.08m					
	Bobby Thomas	60		13	James McGrath	64 AUS	2.40m	13	Luis Caetano Flores	61 BRA	11.39m	7	Joseph Chadbourne	64 USA	46.44m					
	Milton Newton	61		14	Vaclav Panocha	62 TCH	2.40m	14	Chuck Yost	60 USA	11.29m	8	Romuald Klim	62 BLR	45.62m					
4x400 Meter Relay					15	Guenter Pangert	62 GER	2.30m	15	Meemo Maasik	61 EST	11.27m	9	Matti Rehula	61 FIN	44.84m				
1	United States			3:59.04	16	Herman Andrees	64 AUT	2.30m	16	Michael McGarry	62 IRL	10.99m	10	David Bayes	61 GBR	43.58m				
	Clifford Pauling	60		17	Walter Mozeswsky	63 CAN	2.20m	17	Andries M. Liebenberg	60 RSA	10.98m	11	Ivan Markez	63 SLO	43.48m					
	Sid Wing	64		18	Anthony Besace	61 USA	2.10m	18	Pascal Mackonguy	61 CGO	10.79m	12	Heinz Schulz	62 GER	43.12m					
	Jim Mathis	60		19	Theodore Swanson	64 USA	2.10m	19	Wilhelm K. Trym	61 NOR	10.47m	13	Leonard Olson	63 USA	42.78m					
	Paul Johnson	60		20	Haladhar Duaraah	64 IND	2.00m	20	Fred Shanaman	62 USA	10.44m	14	Guenter Karaczko	60 GER	41.72m					
2	Germany			4:01.11	Long Jump				21	Tien-Sung Lin	60 TPE	9.19m	15	Lembit Merusk	60 EST	41.04m				
	Dieter W. Schmidt	60		FINAL				22	Anthony Besace	61 USA	9.06m	16	Wendell Palmer	63 USA	40.86m					
	Heinz Schmid	62		1	Dick Richards	61 USA	5.43m 1.9	23	Kazukuni Yokoyama	60 JPN	9.04m	17	Gerald England	62 USA	40.74m					
	Karl-Heinz Neumann	60		2	Phil Mulkey	62 USA	5.31m 0.5	24	Guenter Pangert	62 GER	8.21m	18	Jef Claessen	61 BEL	40.06m					
	Berthold Neumann	64		3	Brynjule Skinlo	60 NOR	5.27m -0.6	25	John J. Dunsford	61 GBR	8.06m	19	Carlos Sabando	61 CHI	35.64m					
3	Finland			4:10.70	4	Angel Joaniquet	62 ESP	5.26m 0.7	26	Otto Tafel	61 GER	7.75m	20	Jorge Alzamora	63 CHI	33.94m				
	Pauli Vehkjarvi	60		5	Viljo Knaappila	61 FIN	5.08m 0.6	27	Ching-Tang Yang	62 TPE	7.72m	21	Heimie Naude	61 RSA	33.76m					
	Antero Tammento	62		6	Lambert Vandebosch	60 BEL	4.89m -0.5	28	Reijo Mikkonen	63 FIN	7.52m	22	Michael McGarry	62 IRL	33.48m					
	Taneli Kontinen	60		7	Heinrich Amort	61 ITA	4.88m 0.9	29	Giuseppe Rossini	61 ITA	7.41m	23	Bob Staveley	61 CAN	32.56m					
	Esa Paldanius	60		8	Ronald Cross	61 RSA	4.87m 0.8	30	James Shaw	63 NZL	7.23m	24	Andries M. Liebenberg	60 RSA	30.32m					
4	Belgium			4:14.12	9	Antero Tammento	62 FIN	4.83m -1.8	-	Heinrich Amort	61 ITA	ND	25	Fred Shanaman	62 USA	30.24m				
	Francois Cornelis	61		10	Gawie Pistorius	60 RSA	4.78m -0.9	Discus Throw 1 kg				26	Dave Douglass	63 USA	28.96m					
	Jef Claessen	61		11	Hsin-Yi Chang		4.58m	FINAL				-	Leif Hellgren	60 SWE	FOUL					
	Lambert Vandebosch	60		12	Innokenty Jakovlev	62 RUS	4.46m -0.3	1	Peter Speckens	60 GER	57.00m	Javelin Throw 600g								
	Louis Baeyens	60		13	John C. Cauldwell	63 USA	4.39m 1.0	2	Wendell Palmer	63 USA	54.72m	FINAL								
5	Great Britain			4:18.78	14	Pedro Pacheco Figueroa	61 PUR	4.30m -1.3	3	Ladislav Petrovic	60 SVK	49.88m	1	Vladimir Poskocil	63 TCH	56.24m				
	Geoffrey Feast	63		15	Kerry Thew		4.22m	4	Rudolph Houg	60 USA	49.38m	2	Aki Ikonen	62 FIN	51.48m					
	Colin Shafro	60		16	Ronald Peoples	61 USA	4.11m 0.5	5	Enrique H. Helf	62 GER	48.38m	3	William H. Duckworth Jr.	60 USA	49.46m					
	John Seymour	61		17	Theodore Swanson		4.08m	6	Raimo Leino	60 FIN	47.80m	4	Phil Conley	60 USA	47.68m					
	Allan A. Meddings	67		18	Francesco Pastorelli	64 ITA	4.00m 0.6	7	Simo Helminen	63 FIN	47.70m	5	Josef Schwankner	63 GER	46.70m					
6	Australia			4:31.45	19	Dillon Maier	60 USA	3.99m	8	Leonhard W. Jansen	62 GER	47.04m	6	Robert Youngs	61 USA	45.98m				
	Thomas Roberts	61		19	Dillon Maier	60 USA	NWI	9	Guy Husson	64 FRA	46.06m	7	Joseph Phillips	61 GBR	45.68m					
	Noel Garvey	60						10	Guenter Karaczko	60 GER	45.46m	8	Manfred Kern	60 GER	43.60m					
	Robert Solomon	63						11	Omar Fierro Gonzalez	61 MEX	45.00m	9	Leonhard W. Jansen	62 GER	40.42m					
	Anthony McNameey	60						12	Phil Mulkey	62 USA	44.72m	10	Heinz Engels	61 GER	40.20m					
								13	Leonard Olson	63 USA	44.18m	11	Ray Feick	63 USA	40.20m					
												12	Leonard Olson	63 USA	39.20m					

Name	Age	Country	Results	Name	Age	Country	Results	Name	Age	Country	Results	Name	Age	Country	Results
Decathlon															
1 Phil Mulkey		USA	8025	6 Lambert Vandebosch		BEL	6325	12 Heinz Schmid		GER	5725	18 Manfred Konopka		GER	5132
100	13.68	767	w:-1.3	100	14.29	663	w:-2.0	100	13.53	793	w:-4.3	100	13.47	804	w:-1.4
LJ	5.43m	1061	w: 3.0	LJ	4.90m	866	w: 0.9	LJ	4.47m	718	w: 1.7	LJ	4.31m	664	w: 3.4
SP	13.49m	992		SP	9.69m	675		SP	8.24m	556		SP	8.38m	568	
HJ	1.55m	953		HJ	1.58m	992		HJ	1.22m	544		HJ	1.28m	610	
400	1:09.04	569		400	1:12.21	473		400	1:04.13	734		400	1:10.41	527	
100HH	15.87	951	w: 1.6	100HH	21.14	443	w: 2.2	100HH	23.36	284	w: 1.9	100HH	22.76	324	w: 1.6
DT	42.42m	816		DT	32.76m	596		DT	24.44m	412		DT	27.20m	472	
PV	3.40m	960		PV	2.40m	519		PV	2.00m	367		PV	2.30m	480	
JT	34.52m	661		JT	28.26m	514		JT	33.76m	643		JT	23.18m	396	
1500	7:17.78	295		1500	6:07.29	584		1500	5:48.98	674		1500	7:20.38	287	
				7 Pacifico Gatti		AUS	6081	13 Kees Giezen Van		NED	5687	19 Antri Kanerva		FIN	4871
				100	13.97	717	w:-1.3	100	14.99	552	w:-4.3	100	14.63	608	w:-2.0
				LJ	3.99m	561	w: 2.8	LJ	4.34m	673	w: 1.3	LJ	4.74m	809	w: 2.0
				SP	9.93m	695		SP	7.89m	527		SP	10.12m	711	
				HJ	1.34m	679		HJ	1.34m	679		HJ	1.34m	679	
				400	1:03.94	741		400	1:13.61	433		400	1:08.16	598	
				100HH	19.76	558	w: 1.6	100HH	18.29	695	w: 1.6	100HH	20.68	480	w: 2.2
				DT	34.22m	628		DT	27.54m	479		DT	30.50m	545	
				PV	1.60m	227		PV	2.80m	688		PV	2.20m	441	
				JT	33.26m	631		JT	28.44m	518		JT	FOUL	0	
				1500	5:54.96	644		1500	6:39.06	443		1500	NT	0	
				8 Rolf Merten		GER	6014	14 Karl-Heinz Thesen		GER	5565	20 John Gilmore		USA	4420
				100	14.78	584	w:-4.3	100	14.42	641	w:-4.3	100	17.45	235	w:-1.3
				LJ	4.20m	628	w: 2.9	LJ	4.53m	736	w: 1.7	LJ	3.56m	429	w: 2.0
				SP	9.61m	668		SP	10.23m	720		SP	9.73m	679	
				HJ	1.34m	679		HJ	1.31m	644		HJ	1.37m	723	
				400	1:06.15	664		400	1:11.20	503		400	1:22.43	218	
				100HH	18.78	648	w: 2.4	100HH	20.50	495	w: 2.4	100HH	21.73	397	w: 2.2
				DT	32.00m	579		DT	36.16m	673		DT	36.72m	685	
				PV	2.30m	480		PV	NH	0		PV	2.20m	441	
				JT	32.32m	609		JT	39.36m	776		JT	32.50m	613	
				1500	6:31.54	475		1500	6:55.62	377		1500	NT	0	
				9 Joseph Phillips		GBR	5924	15 Guenther W. Urban		GER	5542	21 Karl-Evert Svensson		SWE	4307
				100	14.84	574	w:-1.3	100	14.27	667	w:-1.4	100	14.26	669	w:-1.4
				LJ	4.41m	697	w: 3.0	LJ	4.59m	757	w: 3.7	LJ	4.75m	814	w: 3.1
				SP	9.24m	638		SP	8.79m	601		SP	11.50m	826	
				HJ	1.28m	610		HJ	1.34m	679		HJ	1.34m	679	
				400	1:08.90	574		400	1:10.11	536		400	1:22.85	209	
				100HH	20.89	463	w: 1.6	100HH	20.55	491	w: 2.2	100HH	NT	0	
				DT	32.34m	586		DT	28.30m	496		DT	30.44m	544	
				PV	2.20m	441		PV	1.90m	328		PV	2.20m	441	
				JT	43.72m	881		JT	27.04m	485		JT	FOUL	0	
				1500	6:35.05	460		1500	6:25.26	502		1500	8:16.51	125	
				10 Raul Lopez Barrera		URU	5867	16 Ronald Johnson		NZL	5534	22 Edward Kress		USA	4279
				100	14.85	573	w:-1.3	100	15.41	488	w:-1.3	100	15.78	438	w:-4.3
				LJ	4.25m	644	w: 2.5	LJ	4.17m	617	w: 2.6	LJ	3.62m	447	w: 3.5
				SP	9.87m	690		SP	7.96m	533		SP	11.42m	819	
				HJ	1.34m	679		HJ	1.34m	679		HJ	1.25m	577	
				400	1:09.17	565		400	1:10.97	510		400	1:25.02	167	
				100HH	19.57	575	w: 1.9	100HH	21.46	418	w: 2.2	100HH	31.50	0	w: 1.6
				DT	35.98m	669		DT	31.36m	564		DT	31.70m	572	
				PV	2.50m	562		PV	2.20m	441		PV	2.10m	403	
				JT	30.32m	562		JT	29.84m	551		JT	30.28m	561	
				1500	7:03.18	348		1500	5:37.55	733		1500	7:18.00	295	
				11 Jim Peterson		USA	5757	17 Renato Pordon		ITA	5390	23 Hikmet Dr. Kandeydi		TUR	4067
				100	14.64	606	w:-4.3	100	14.24	671	w:-1.4	100	15.63	458	w:-4.3
				LJ	4.41m	697	w: 3.3	LJ	4.41m	697	w: 2.9	LJ	4.02m	569	w: 2.2
				SP	9.97m	698		SP	8.21m	554		SP	8.65m	589	
				HJ	1.37m	723		HJ	1.37m	723		HJ	1.40m	758	
				400	1:12.96	451		400	1:10.31	530		400	1:27.89	118	
				100HH	18.71	655	w: 1.9	100HH	19.74	560	w: 2.4	100HH	21.57	410	w: 2.4
				DT	37.30m	698		DT	19.80m	312		DT	31.28m	562	
				PV	2.30m	480		PV	1.90m	328		PV	2.60m	603	
				JT	28.46m	518		JT	27.60m	498		JT	ND	0	
				1500	7:37.32	231		1500	6:22.02	517		1500	NT	0	
				12 William Jankovich		USA	6338								
				100	13.87	734	w:-1.4								
				LJ	4.51m	732	w: 2.7								
				SP	9.31m	644									
				HJ	1.25m	577									
				400	1:06.32	658									
				100HH	19.49	582	w: 1.9								
				DT	32.18m	583									
				PV	2.70m	645									
				JT	32.64m	616									
				1500	6:10.99	567									

Name	Age	Country	Results	Name	Age	Country	Results	Name	Age	Country	Results	Name	Age	Country	Results
24 Jiri Oliva		CAN	2916	11 Simo Helminen		FIN	3902	23 Andries M. Liebenberg		RSA	2928	31 Henning Falkenstein		60 USA	48:08
100	30.27		0 w:-1.4	HT	39.86m		770	HT	25.84m		448	32 John Lilja		64 SWE	48:12
LJ	2.94m		261 w: 3.1	SP	11.45m		822	SP	10.93m		778	33 Robert Brock		62 USA	48:26
SP	9.67m		674	DT	47.70m		939	DT	35.12m		649	34 Bernard Kane		62 NZL	48:38
HJ	1.10m		411	JT	30.36m		563	JT	24.42m		425	35 Ian Stewart		60 CAN	49:21
400	2:21.41		0	WT	14.20m		808	WT	11.48m		628	36 Ron Smith		63 GBR	49:41
100HH	NT		0	12 Ray Feick		USA	3829	24 Teddy Kaplan		ISR	2908	37 Peter Le Get		61 AUS	50:39
DT	32.34m		586	HT	35.96m		680	HT	24.04m		408	38 Alan Byers		63 GBR	50:53
PV	1.60m		227	SP	11.94m		862	SP	10.22m		719	39 Carlos Claro		62 POR	51:02
JT	34.56m		662	DT	37.04m		693	DT	38.50m		726	40 Jim Hite		61 USA	51:25
1500	8:30.03		95	JT	40.76m		810	JT	25.58m		451	41 Morgyn Paterson		63 CAN	51:39
Weight Pentathlon				WT	13.84m		784	WT	11.11m		604	42 Colin Joseph Silcock		62 AUS	52:16
1 Peter Speckens		GER	4548	13 Egon Baumhage		GER	3590	25 Heime Naude		RSA	2718	43 Ted Sullivan		63 USA	52:35
HT	40.94m		796	HT	32.22m		594	HT	33.70m		628	44 Helmut Winter		61 GER	53:13
SP	13.88m		1025	SP	10.77m		765	SP	9.18m		633	45 Genil Favero		62 BRA	53:31
DT	52.12m		1043	DT	39.64m		752	DT	31.66m		571	46 Jose Antonio Bom		62 POR	53:38
JT	40.22m		797	JT	38.08m		746	JT	17.32m		264	47 Bob Davidson		63 GBR	53:50
WT	15.40m		887	WT	13.08m		733	WT	11.38m		622	48 Heinz Spies		60 GER	54:08
2 Enrique H. Helf		GER	4500	14 Marti Rehula		FIN	3541	26 Tivadar Krasznai		HUN	2661	49 John B. Gregson		64 USA	54:15
HT	45.02m		891	HT	45.68m		906	HT	32.80m		607	50 Richard Hueber		62 USA	54:25
SP	13.63m		1004	SP	10.29m		725	SP	10.75m		763	51 David Zinman		64 USA	56:06
DT	51.76m		1035	DT	35.70m		662	DT	FOUL		0	52 Klaus Pabst		64 GER	56:24
JT	30.74m		571	JT	24.30m		422	JT	31.62m		592	53 Jim Miles		63 NZL	56:33
WT	17.08m		999	WT	14.48m		826	WT	12.56m		699	54 James Martin		64 CAN	56:46
3 Wendell Palmer		USA	4393	15 Pay Carstensen		USA	3452	27 Warren Whitehead		NZL	2466	55 Ruimar Correa		62 BRA	56:53
HT	41.82m		816	HT	37.28m		711	HT	24.30m		414	56 Jim Tobin		62 NZL	57:32
SP	13.16m		965	SP	10.48m		741	SP	9.10m		626	57 Thomas Dalglish		61 AUS	1:00:35
DT	52.88m		1061	DT	33.22m		606	DT	27.10m		470	58 Warren Allan		63 AUS	1:01:35
JT	34.70m		665	JT	29.56m		544	JT	24.68m		431	59 James Shaw		63 NZL	1:02:09
WT	15.38m		886	WT	14.84m		850	WT	9.90m		525	60 Camille Hechaima		62 LIB	1:02:43
4 Leonard Olson		USA	4365	16 Max Woerle		CAN	3339	28 Jose Antonio Bom		POR	2265	61 Brian Read		62 NZL	1:02:52
HT	41.40m		806	HT	34.22m		640	HT	21.74m		356	62 Rex Foster		62 USA	1:03:22
SP	13.05m		956	SP	9.57m		665	SP	8.60m		585	63 Isamu Tachibanaki		60 JPN	1:05:22
DT	47.72m		940	DT	33.76m		618	DT	29.84m		531	64 Jack Castle		64 CAN	1:17:28
JT	37.74m		738	JT	32.36m		610	JT	22.20m		374	Cross Country Team			
WT	15.96m		925	WT	14.18m		806	WT	8.26m		419	1 Germany			2:07:08
5 Raimo Leino		FIN	4294	17 Vaclav Panocha		TCH	3270	29 Lew Overbeck		USA	716	Hans Thieme			41:05
HT	47.68m		953	HT	33.46m		622	HT	ND		0	Walter Krueger			41:35
SP	12.88m		942	SP	9.88m		691	SP	10.18m		716	Georg Willnecker			44:28
DT	45.26m		882	DT	35.94m		667	DT	FOUL		0	2 Australia			2:09:14
JT	30.38m		563	JT	33.04m		626	JT	FOUL		0	Adolf Blonner			41:39
WT	16.40m		954	WT	12.02m		664	WT	FOUL		0	Joe Patterson			42:33
6 Phil Mulkey		USA	4152	18 Joseph Phillips		GBR	3251	30 Bent Lauridsen		60 DEN	38:58	Michael McAvoy			45:02
HT	36.16m		685	HT	30.92m		564	31 Gerard VanNuffelen		61 BEL	39:30	3 Sweden			2:16:04
SP	13.75m		1015	SP	8.97m		616	32 Kunio Ichikawa		61 JPN	40:05	Kjell Linder			43:14
DT	47.78m		941	DT	34.48m		635	33 Alberto A. Rios		60 ARG	40:27	Nils Jonsson			44:38
JT	37.54m		733	JT	41.06m		817	34 Francisco Vicente		62 POR	40:38	John Lilja			48:12
WT	13.76m		778	WT	11.34m		619	35 Hans Thieme		61 GER	41:05	4 United States			2:18:33
7 Heinz Schulz		GER	4141	19 Manfred Kern		GER	3090	36 Bruno Baggia		60 ITA	41:31	Dick Wilson			43:27
HT	40.96m		796	HT	27.16m		478	37 Walter Krueger		60 GER	41:35	Carl Pegels			46:58
SP	12.42m		903	SP	8.97m		616	38 Christian Vetsch		61 SUI	41:37	Henning Falkenstein			48:08
DT	47.66m		938	DT	28.68m		505	39 Adolf Blonner		60 AUS	41:39	5 Great Britain			2:22:13
JT	31.54m		590	JT	42.50m		852	40 Claude Robic		63 FRA	41:42	Maurice Morrell			44:53
WT	15.80m		914	WT	11.64m		639	41 Joe Patterson		60 AUS	42:33	John Atkinson			47:39
8 Aki Itkonen		FIN	4058	20 Karel Mokris		TCH	3086	42 Giancarlo Parodi		61 ITA	43:23	Ron Smith			49:41
HT	38.60m		741	HT	30.50m		554	43 Dick Wilson		63 USA	43:27	6 Canada			2:23:37
SP	11.61m		835	SP	10.03m		703	44 Manabu Miyasato		60 JPN	43:29	Gerhard Krolow			47:01
DT	44.68m		869	DT	41.00m		783	45 Georg Willnecker		63 GER	44:28	Richard S. Graves			47:15
JT	48.90m		1007	JT	26.98m		484	46 Nils Jonsson		60 SWE	44:38	Ian Stewart			49:21
WT	11.14m		606	WT	10.46m		562	47 Maurice Morrell		62 GBR	44:53	7 Portugal			2:25:18
9 Leonhard W. Jansen		GER	4001	21 Josef Schwankner		GER	2983	48 Michael McAvoy		60 AUS	45:02	Francisco Vicente			40:38
HT	33.22m		617	HT	23.00m		385	49 Jef Senden		63 NED	45:37	Carlos Claro			51:02
SP	11.63m		836	SP	10.85m		772	50 Ronald Stuart		63 AUS	45:40	Jose Antonio Bom			53:38
DT	48.06m		948	DT	31.62m		570	51 Robert Chapman		61 AUS	46:11	8 Japan			2:28:56
JT	39.56m		781	JT	41.60m		830	52 Jose deCamargo Filho		63 BRA	46:21	Kunio Ichikawa			40:05
WT	14.38m		819	WT	8.36m		426	53 Willi Garbs		60 GER	46:28	Manabu Miyasato			43:29
0 Reino Laine		FIN	3961	22 Heinrich Sell		DEN	2969	54 William Dunne		61 IRL	46:50	Isamu Tachibanaki			1:05:22
HT	28.92m		518	HT	37.80m		723	55 Carl Pegels		62 USA	46:58	9 New Zealand			2:34:10
SP	14.80m		1103	SP	9.20m		635	56 Gerhard Krolow		60 CAN	47:01	Bernard Kane			48:38
DT	44.66m		868	DT	32.58m		592	57 Richard S. Graves		62 CAN	47:15	Donald Melrose			49:59
JT	37.22m		725	JT	19.24m		307	58 John Atkinson		62 GBR	47:39	Jim Miles			56:33
WT	13.28m		747	WT	12.76m		712	59 Viljo Vesanen		60 FIN	48:01				

Name	Age	Country	Results
10		Brazil	2:36:45
Jose deCamargo Filho			46:21
Gentil Favero			53:31
Ruimar Correa			56:53

20 km Road Walk			
Name	Age	Country	Results
1	Gerhard Weidner	62 GER	1:44:57
2	Max Green	63 USA	1:53:19
3	Mario Sciarretta	61 ITA	1:54:06
4	Colin Young	60 GBR	1:55:52
5	Robert Chapman	61 AUS	1:57:27
6	Mieczyslaw Rutyga	64 POL	1:57:31
7	Toshiaki Tanaka	61 JPN	1:59:36
8	Jack Bray	62 USA	1:59:44
9	Carl Acosta	61 USA	2:00:39
10	Stuart Summerhayes	61 CAN	2:01:41
11	Walter Baier	62 GER	2:01:55
12	Maurice Hinton	60 NZL	2:03:47
13	Luis Chavez Cordero	60 COL	2:05:22
14	Tom White	63 USA	2:06:08
15	Hans Pollmeier	61 GER	2:09:18
16	Yury Sokolov	63 RUS	2:10:23
17	Colin Joseph Silcock	62 AUS	2:11:17
18	Hiroshi Wada	61 JPN	2:12:04
19	Jacques Auffret	60 FRA	2:12:19
20	Lojza Vosta	62 USA	2:13:26
21	Ronald Jones	60 GBR	2:14:18
22	Peter Hatz	61 RSA	2:14:27
23	Ray Franks	60 USA	2:18:34
24	Jan Gero	62 USA	2:20:49
25	Kenneth Livermore	62 GBR	2:21:30
26	Presley Donaldson	61 USA	2:23:31
27	Brian Read	62 NZL	2:23:38
28	Akira Tanaka	63 JPN	2:29:08
29	Yury Liutikov	64 RUS	2:38:19
30	Ralph Wheeler	61 USA	2:44:03

20 km Road Walk Team			
Rank	Country	Time	Members
1	United States	5:53:42	Max Green 1:53:19, Jack Bray 1:59:44, Carl Acosta 2:00:39
2	Germany	5:56:10	Gerhard Weidner 1:44:57, Walter Baier 2:01:55, Hans Pollmeier 2:09:18
3	Great Britain	6:31:40	Colin Young 1:55:52, Ronald Jones 2:14:18, Kenneth Livermore 2:21:30
4	Japan	6:40:48	Toshiaki Tanaka 1:59:36, Hiroshi Wada 2:12:04, Akira Tanaka 2:29:08

Marathon			
Name	Age	Country	Results
1	Bent Lauridsen	60 DEN	2:46:57
2	Heinrich Hun	62 GER	2:49:23
3	Gerard VanNuffelen	61 BEL	2:56:12
4	Dale Urbain	61 USA	2:56:23
5	Malcolm Gillis	62 USA	3:00:27
6	Manabu Miyasato	60 JPN	3:04:28
7	Alfred Mielke	63 GER	3:07:03
8	Bruno Baggia	60 ITA	3:10:01
9	Jim O'Toole	60 USA	3:10:22
10	Nils Jonsson	60 SWE	3:11:42
11	Walter Krueger	60 GER	3:13:05
12	Christian Vetsch	61 SUI	3:17:29
13	Georg Willnecker	63 GER	3:18:02
14	Thomas Hathaway	62 USA	3:20:25
15	Toshihiko Saeki	61 JPN	3:21:11
16	Michael McAvoy	60 AUS	3:21:23
17	Bruce Katter	60 USA	3:22:35
18	Carl Pegels	62 USA	3:22:48
19	Rodney Silver	63 GBR	3:23:33
20	Mauricio Apelbaum	62 BRA	3:25:10
21	Kusuo Isono	60 JPN	3:30:02

Name	Age	Country	Results
22	Richard Kieffer	62 USA	3:32:45
23	Einart Alus	62 EST	3:33:14
24	Jef Senden	63 NED	3:35:38
25	Josef Haberl	64 GER	3:38:20
26	Gordon Walker	60 USA	3:38:46
27	Stenios Prassas	63 GRE	3:47:04
28	Fideligno Puerto Lopez	61 COL	3:48:47
29	Bosko Djordjevic	63 YUG	3:49:48
30	Jesse Kregal	64 USA	3:51:52
31	Jose deCamargo Filho	63 BRA	3:54:41
32	Carlos Claro	62 POR	3:56:21
33	Ashis Roy	63 IND	3:57:56
34	Ted Sullivan	63 USA	4:00:38
35	Manoel Ant. Blanco	62 BRA	4:07:26
36	Osamu Sugaki	64 JPN	4:11:51
37	Colin Joseph Silcock	62 AUS	4:12:38
38	Helmut Rihm	61 GER	4:13:05
39	Wilfred Bates	63 GBR	4:19:22
40	Gerd Strein	63 GER	4:23:39
41	Helmut Winter	61 GER	4:24:42
42	Charles Osborne	61 USA	4:29:28
43	Hal Higdon	64 USA	4:34:14
44	Ken Okada	62 JPN	4:34:49
45	Jim Tobin	62 NZL	4:36:22
46	James Anthony	60 AUS	4:37:25
47	Tom Browne	62 USA	4:49:15
48	John B. Gregson	64 USA	4:53:46
49	Tadashi Nakamura	63 JPN	4:58:00
50	Camille Hechaimé	62 LIB	4:59:38
51	Sunao Sakanoue	63 JPN	5:01:08
52	Norm Frank	64 USA	5:08:06
53	Brian Read	62 NZL	5:16:17
54	Sudyong Toprasert	62 THA	5:19:57
55	Norbert Soltysiak	64 USA	5:25:41
56	Elliott Denman	61 USA	5:27:57

Marathon Team			
Rank	Country	Time	Members
1	United States	9:07:12	Dale Urbain 2:56:23, Malcolm Gillis 3:00:27, Jim O'Toole 3:10:22
2	Germany	9:09:31	Heinrich Hun 2:49:23, Alfred Mielke 3:07:03, Walter Krueger 3:13:05
3	Japan	9:55:41	Manabu Miyasato 3:04:28, Toshihiko Saeki 3:21:11, Kusuo Isono 3:30:02
4	Sweden	11:06:07	Kjell Linder 3:09:52, Nils Jonsson 3:11:42, Gösta Andersson 4:44:32
5	Brazil	11:27:17	Mauricio Apelbaum 3:25:10, Jose deCamargo Filho 3:54:41, Manoel Ant. Blanco 4:07:26
6	Australia	12:11:26	Michael McAvoy 3:21:23, Colin Joseph Silcock 4:12:38, James Anthony 4:37:25

MEN 65			
100 Meter Dash			
HEATS			
Heat 1 Wind Reading: 2.3			
1	Charles Sochor	67 USA	13.45
2	Osamu Wada	68 BRA	13.47
3	Peter Mirkes	67 GER	13.50
4	Washington Flores	69 URU	13.82
5	Marquez	69 URU	13.82
6	Rolf Norman	65 SWE	13.95
7	Felix Archeval	65 PUR	14.13

Name	Age	Country	Results
7	Barney Phillips	67 USA	15.02
8	Cesario Mascrinhos	67 MAS	19.21
Heat 2 Wind Reading: 3.0			
1	Morio Kowaguchi	65 JPN	12.91
2	James Stookey	65 USA	13.10
3	Tatsuo Mizushiri	67 JPN	13.70
4	Lars Ingves	65 FIN	14.04
5	Heldur Tuucmae	65 EST	14.84
6	Mustapha Bin Abdullah	66 MAS	15.40
7	Seizen Katsuren	65 JPN	16.30
8	Heino Teimann	65 EST	17.19
Heat 3 Wind Reading: 1.6			
1	Ross Mitchell	66 CAN	13.44
2	Hugo Schlegel	69 GER	13.53
3	Tetsuro Inoue	65 JPN	13.84
4	Robert A. Naylor	69 USA	15.19
5	Gordon Gourlay	66 AUS	15.79
6	Eric Lewis	66 AUS	17.12
Heat 4 Wind Reading: 3.2			
1	Harry Brown	65 USA	12.99
2	Manfred Jericke	65 GER	13.44
3	Lindsay Kent	67 AUS	13.47
4	Lawrence Greco	66 USA	14.46
5	Yoshio Takeuchi	69 JPN	14.96
6	Norman Keith	68 AUS	15.03
7	Jean-Noel Pascal	67 FRA	15.44
8	Robert Cartwright	67 AUS	15.48
Heat 5 Wind Reading: 2.6			
1	Allan A. Meddings	67 GBR	12.78
2	Wilhelm Selzer	68 GER	13.22
3	Nejat Turkylmaz	65 TUR	13.56
4	Eduardo Martinho	67 POR	14.74
5	Bill Ellison	67 GBR	14.94
6	Richard Hansen	69 USA	17.58
7	Kurt Byggmastar	69 FIN	22.07
8	Wolfgang Reuter	65 GER	FS
Heat 6 Wind Reading: 2.0			
1	Josef Necek	67 TCH	13.32
2	Minoru Komazaki	67 JPN	13.56
3	Bob Alexander	65 USA	13.71
4	Alfred Fischer	67 GER	14.83
5	James W. Flowers	67 CAN	15.11
6	Hideo Kida	65 JPN	15.31
7	Jean Le Corre	67 FRA	15.52

SEMI FINALS			
Heat 1 Wind Reading: 1.5			
1	Harry Brown	65 USA	13.08
2	Morio Kowaguchi	65 JPN	13.23
3	Osamu Wada	68 BRA	13.55
4	Hugo Schlegel	69 GER	13.77
5	Nejat Turkylmaz	65 TUR	13.90
Heat 2 Wind Reading: 1.9			
1	Allan A. Meddings	67 GBR	13.02
2	Wilhelm Selzer	68 GER	13.32
3	Ross Mitchell	66 CAN	13.37
4	Josef Necek	67 TCH	13.40
5	Lindsay Kent	67 AUS	13.69
6	Manfred Jericke	65 GER	13.79
7	Tatsuo Mizushiri	67 JPN	14.02
8	Minoru Komazaki	67 JPN	14.14

FINAL			
Wind Reading: 2.1			
1	Harry Brown	65 USA	12.87
2	Morio Kowaguchi	65 JPN	12.88
3	Allan A. Meddings	67 GBR	12.91
4	Ross Mitchell	66 CAN	13.37
5	Josef Necek	67 TCH	13.43
6	Hugo Schlegel	69 GER	13.51
7	Osamu Wada	68 BRA	13.56
8	Wilhelm Selzer	68 GER	14.06

200 Meter Dash			
HEATS			
Heat 1 Wind Reading: 1.9			
1	Charles Sochor	67 USA	28.02
2	Manfred Jericke	65 GER	28.79
3	Rolf Norman	65 SWE	29.58
4	Richard Wittmann	65 GER	29.69
5	Eduardo Martinho	67 POR	31.91
6	James W. Flowers	67 CAN	32.25
7	Kurt Byggmastar	69 FIN	36.71
Heat 2 Wind Reading: 4.5			
1	Harry Brown	65 USA	28.22
2	Morio Kowaguchi	65 JPN	28.54
3	Minoru Komazaki	67 JPN	29.54
4	Lars Ingves	65 FIN	29.92
5	Lawrence Greco	66 USA	31.70
6	Barney Phillips	67 USA	32.80
7	Joseph Dr. Simon	68 HUN	34.83
Heat 3 Wind Reading: -4.1			
1	Peter Mirkes	67 GER	29.93
2	Gordon Seifert	66 USA	30.14
3	Fred Gunther	65 USA	31.44
4	Norman Keith	68 AUS	33.52
5	Robert Cartwright	67 AUS	35.81
6	Michael Conway	65 IRL	36.74
7	Eric Lewis	66 AUS	39.59
Heat 4 Wind Reading: -1.2			
1	Allan A. Meddings	67 GBR	27.85
2	Nejat Turkylmaz	65 TUR	29.41
3	Jack Greenwald	67 USA	29.96
4	Washington Flores	69 URU	30.12
5	Marquez	69 URU	30.12
6	Bill Ellison	67 GBR	31.28
7	Gordon Gourlay	66 AUS	32.98
8	Jean-Noel Pascal	67 FRA	33.01
Heat 5 Wind Reading: 3.2			
1	Lindsay Kent	67 AUS	29.16
2	Bob Alexander	65 USA	29.17
3	Rodney Brown	68 USA	30.17
4	Rudolf Morgenstern	66 GER	31.62
5	Alfred Fischer	67 GER	31.64
6	Mario Garcia	66 COL	31.66
7	Yoshio Takeuchi	69 JPN	34.28

SEMI FINALS			
Heat 1 Wind Reading: -4.5			
1	Allan A. Meddings	67 GBR	27.29
2	Lindsay Kent	67 AUS	28.77
3	Nejat Turkylmaz	65 TUR	28.87
4	Richard Wittmann	65 GER	28.89
5	Rolf Norman	65 SWE	29.69
6	Washington Flores	69 URU	29.75
7	Marquez	69 URU	29.75
Heat 2 Wind Reading: -4.0			
1	Charles Sochor	67 USA	27.60
2	Harry Brown	65 USA	27.67
3	Morio Kowaguchi	65 JPN	28.12
4	Gordon Seifert	66 USA	28.26
5	Manfred Jericke	65 GER	28.57
6	Lars Ingves	65 FIN	29.67
7	Jack Greenwald	67 USA	29.77
8	Minoru Komazaki	67 JPN	30.56
FINAL			
Wind Reading: -5.5			
1	Harry Brown	65 USA	27.80
2	Charles Sochor	67 USA	27.98
3	Morio Kowaguchi	65 JPN	28.02
4	Gordon Seifert	66 USA	28.88
5	Allan A. Meddings	67 GBR	28.97
6	Lindsay Kent	67 AUS	29.22
7	Nejat Turkylmaz	65 TUR	29.82
8	Richard Wittmann	65 GER	30.01

Name	Age	Country	Results
Bohumil Neuman	69	TCH	DQ
100 Meter High Hurdles 33"			
HEATS			
Heat 1 Wind Reading: -4.3			
1 James Stookey	65	USA	18.46
2 Felix Archeval	65	PUR	19.07
3 Alfred Woods	66	GBR	21.05
4 Gordon Gourlay	66	AUS	22.18
5 Minoru Komazaki	67	JPN	22.77
6 Seizen Katsuren	65	JPN	29.40
Heat 2 Wind Reading: -1.3			
1 Ian Steedman	67	GBR	18.24
2 Svein Hoecil	67	NOR	19.46
3 Tatsuo Mizushiri	67	JPN	19.91
4 Javier Gonzalez Perez	66	MEX	21.90
- Alfonso Wilson	69	USA	DNF
Heat 3 Wind Reading: -3.9			
1 Ariel Standen Lewis	65	CHI	18.36
2 Silvano Pierucci	67	ITA	20.22
3 Harald Aanerud	68	NOR	20.65
4 Willy Schlotte	67	GER	21.51
5 Wolfgang Fachmann	66	GER	22.98
FINAL			
Wind Reading: -6.0			
1 Ariel Standen Lewis	65	CHI	18.07
2 James Stookey	65	USA	18.15
3 Ian Steedman	67	GBR	18.64
4 Felix Archeval	65	PUR	18.79
5 Svein Hoecil	67	NOR	20.08
6 Harald Aanerud	68	NOR	20.12
7 Silvano Pierucci	67	ITA	21.02
8 Tatsuo Mizushiri	67	JPN	23.87

300 Meter Int Hurdles 30"			
HEATS			
Heat 1			
1 Charles Sochor	67	USA	49.12
2 James Stookey	65	USA	50.91
3 Jack Lance	65	USA	59.29
4 Gordon Gourlay	66	AUS	1:02.01
5 William Brobst	65	USA	1:02.13
6 Vallabha Suryanarayana	69	IND	1:15.75
Heat 2			
1 Ariel Standen Lewis	65	CHI	49.20
2 Felix Archeval	65	PUR	53.47
3 William Daprano	68	USA	54.04
4 Harald Aanerud	68	NOR	57.23
5 James W. Flowers	67	CAN	1:05.18
6 Helmut V. Kaarlep	68	EST	1:06.17
Heat 3			
1 Earl Fee	66	CAN	48.06
2 Ian Steedman	67	GBR	51.96
3 Fred Gunther	65	USA	54.08
4 Luis Arroyo-Velez	68	PUR	58.24
5 Alfred Fischer	67	GER	1:03.31
6 Manny Herscher	69	USA	1:06.09
7 Rudolf Morgenstern	66	GER	1:07.43
FINAL			
1 Earl Fee	66	CAN	45.71
2 Ariel Standen Lewis	65	CHI	46.91
3 Charles Sochor	67	USA	48.05
4 James Stookey	65	USA	48.90
5 Felix Archeval	65	PUR	51.32
6 Ian Steedman	67	GBR	51.43
7 William Daprano	68	USA	53.61
2,000 Meter Steeplechase			
FINAL			
1 Kazuhiro Ohi	65	JPN	8:50.95
2 Peter Couttie	65	AUS	9:07.14
3 Luis T L Hmberio	67	PUR	9:15.83

Name	Age	Country	Results
4 Clem Fields	67	GUY	9:34.49
5 Marino Cuder	66	ITA	9:37.28
6 William Brobst	65	USA	10:26.88
7 Gordon Gilmour	66	CAN	10:39.09
8 Vicente Moura	69	BRA	11:42.02
9 Javier Gonzalez Perez	66	MEX	16:47.81
4x100 Meter Relay			
1 United States			52.28
James Stookey	65		
Gordon Seifert	66		
Charles Sochor	67		
Harry Brown	65		
2 Germany			53.87
Manfred Jericke	65		
Hugo Schlegel	69		
Wilhelm Selzer	68		
Peter Mirkes	67		
3 Finland			55.61
Joel Nieminen	67		
Matti Jarvinen	69		
Unto Mattsson	65		
Lars Ingves	65		
4 Japan			56.71
Minoru Komazaki	67		
Michio Kobayashi	68		
Sueo Kobayashi	65		
Tatsuo Mizushiri	67		
5 Australia			1:00.52
Gordon Gourlay	66		
Robert Cartwright	67		
Norman Keith	68		
Lindsay Kent	67		
6 Great Britain			1:01.01
Ian Steedman	67		
Alfred Woods	66		
Bill Ellison	67		
Alvin Monen	76		
4x400 Meter Relay			
1 United States			4:15.70
J. Robert McGowan	65		
Gordon Seifert	66		
Harry Brown	65		
Charles Sochor	67		
2 Germany			4:21.13
Willy Schlotte	67		
Manfred Jericke	65		
Richard Wittmann	65		
Wilhelm Selzer	68		
3 Japan			4:39.63
Minoru Komazaki	67		
Shigeharu Tomeno	65		
Tatsuo Mizushiri	67		
Tadatoshi Sameda	65		
High Jump			
FINAL			
1 James Gilchrist	67	USA	1.56m
2 Nils-Bertil Nevrup	68	SWE	1.48m
3 Gordon Seifert	66	USA	1.48m
4 James Stookey	65	USA	1.44m
5 Geza Dobriban	69	HUN	1.40m
6 Hans Schuffenhauer	69	GER	1.36m
7 Kari Wichmann	68	FIN	1.32m
7 Tatsuo Kobae	67	JPN	1.32m
7 Eugen Lehmann	65	SUI	1.32m
10 Jerry Donley	65	USA	1.32m
11 Tatsuo Mizushiri	67	JPN	1.32m
12 Javier Gonzalez Perez	66	MEX	1.28m
13 Minoru Komazaki	67	JPN	1.20m
14 Jean Le Corre	67	FRA	1.16m
15 Robert Perry	66	USA	1.08m
16 Hitoshi Oikawa	67	JPN	1.04m

Name	Age	Country	Results
- Wolfgang Fachmann	66	GER	NH
- Gordon Gourlay	66	AUS	NH
Pole Vault			
FINAL			
1 Jerry Donley	65	USA	3.25m
2 Sueo Kobayashi	65	JPN	2.95m
2 Alfred Woods	66	GBR	2.95m
4 Tom Hinkes	65	USA	2.95m
5 Fernando Marques	65	POR	2.80m
6 Tatsuo Mizushiri	67	JPN	2.35m
6 Vedat Dinler	68	TUR	2.35m
6 Wolfgang Fachmann	66	GER	2.35m
9 William Brobst	65	USA	2.20m
10 Willy Schlotte	67	GER	2.05m
- Stanley Egerton	69	CAN	NH
Long Jump			
FINAL			
1 Wolfgang Reuter	65	GER	5.18m 2.0
2 James Stookey	65	USA	5.02m 2.3
3 Matti Jarvinen	69	FIN	4.96m 2.9
4 Ariel Standen Lewis	65	CHI	4.92m 2.1
5 Josef Necek	67	TCH	4.89m 2.8
6 Albert Stoppel	65	AUT	4.75m 2.5
7 Heinz Zeller	67	GER	4.50m 2.9
8 Joel Nieminen	67	FIN	4.48m 2.0
9 Tatsuo Mizushiri	67	JPN	4.44m 3.0
10 Minoru Komazaki	67	JPN	4.40m 3.0
11 Michio Kobayashi	68	JPN	4.36m 3.0
12 Martti Kamila	66	FIN	4.35m 2.0
13 Gerhard Rupp	66	GER	4.20m 3.5
13 Jakob Rypdal	69	NOR	4.20m 1.9
15 Tetsuo Kobae	67	JPN	4.14m 1.1
16 Javier Gonzalez Perez	66	MEX	4.12m 2.0
17 Jean Le Corre	67	FRA	4.01m 1.6
18 Jack Lance	65	USA	3.90m 2.0
19 Domingo Pillot	65	PUR	3.88m 2.0
20 Eduardo Martinho	67	POR	3.81m 2.0
21 Norman Keith	68	AUS	3.60m 3.8
22 Alfonso Wilson	69	USA	3.59m 0.6
Triple Jump			
FINAL			
1 Ariel Standen Lewis	65	CHI	10.89m -1.1
2 James Stookey	65	USA	10.42m -1.0
3 Matti Jarvinen	69	FIN	10.11m -1.2
4 Michio Kobayashi	68	JPN	9.74m 0.6
5 Jakob Rypdal	69	NOR	9.45m 2.5
6 Minoru Komazaki	67	JPN	9.02m -2.3
7 Jerzy Przyborowski	65	POL	8.80m -1.3
8 Gordon Gourlay	66	AUS	8.76m -0.9
9 Geza Dobriban	69	HUN	8.65m -2.2
10 William Daprano	68	USA	8.57m -1.5
11 Jack Lance	65	USA	8.23m -1.5
12 Domingo Pillot	65	PUR	7.74m -0.9
13 Chad-Chien Wang	66	TPE	7.55m -2.1
14 Jean Le Corre	67	FRA	7.49m -1.4
15 Gerhard Rupp	66	GER	7.30m -1.1
16 Joseph Dr. Simon	68	HUN	6.97m -1.6
Shot Put 5 kg			
FINAL			
1 Torsten Von Wachenfeldt	67	SWE	14.71m
2 Karl-Heinz Wendel	65	GER	13.78m
3 Ladislav Filip	66	TCH	13.63m
4 Heinz Brandt	65	GER	12.26m
5 Harry Hawke	66	USA	12.14m
6 Toivo Suomela	68	FIN	11.83m
7 Heiner Will	68	GER	11.54m
8 Jim Dimitri Peridis	69	AUS	11.23m
9 Charles Rann	67	AUS	11.08m
10 Kurt Fredrik Homme	65	NOR	10.86m

Name	Age	Country	Results
11 Joel Nieminen	67	FIN	10.64m
12 Reed Quinn	65	USA	10.55m
13 Jaroslav Hanus	65	GBR	10.43m
14 Harold Wallace	67	USA	10.20m
15 Veikko Javanainen	69	FIN	10.17m
16 Fu-Lai Wang	67	TPE	9.94m
17 Rene Croset	67	FRA	9.83m
18 Eduard Neubert	66	GER	9.75m
19 Kalle Vellenuirme	65	EST	9.65m
20 Peter R. Pretzsch	65	DEN	9.55m
21 Manfred Flath	67	GER	9.48m
22 Yoshiro Igarashi	65	JPN	9.34m
23 Saul Zeger	65	BRA	9.32m
24 Evalds Viskers	69	CAN	9.29m
25 Robert Choroff	69	USA	8.23m
26 Rudolf Boehm	65	GER	8.11m
27 Mustapha Bin Abdullah	66	MAS	8.03m
28 Ricardo Tobar Diaz	66	COL	7.76m
29 Donald Fenner	65	USA	7.37m
Discus Throw 1 kg			
FINAL			
1 Ladislav Filip	66	TCH	48.42m
2 Urho Lamminen	67	FIN	48.36m
3 Karl-Heinz Wendel	65	GER	47.24m
4 Matti Jarvinen	69	FIN	45.12m
5 Pentti Hakkinen	65	FIN	44.60m
6 Richard Rzehak	65	GER	42.90m
7 Harry Hawke	66	USA	42.84m
8 William Garrahan	65	USA	42.68m
9 Heinz Brandt	65	GER	42.10m
10 Don Mather	65	USA	41.02m
11 Saul Zeger	65	BRA	40.40m
12 Horst Vieweg	67	GER	38.96m
13 Reed Quinn	65	USA	38.64m
14 Charles Rann	67	AUS	38.16m
15 Martti Kamila	66	FIN	37.42m
16 Kurt Fredrik Homme	65	NOR	36.60m
17 Paavo Koivu	69	FIN	36.28m
18 Harold Wallace	67	USA	35.86m
19 Veikko Javanainen	69	FIN	34.88m
20 Edward Keene	67	USA	34.38m
21 Toivo Suomela	68	FIN	33.82m
22 Evalds Viskers	69	CAN	33.80m
23 Virgilio Colombo	67	ITA	33.48m
24 Jaroslav Hanus	65	GBR	33.20m
25 Rene Croset	67	FRA	32.64m
26 Peter R. Pretzsch	65	DEN	32.22m
27 Alberto Fuentes	65	CHI	31.92m
28 Yoshiro Igarashi	65	JPN	31.72m
29 Fu-Lai Wang	67	TPE	31.62m
30 Manfred Flath	67	GER	30.58m
31 Jim Dimitri Peridis	69	AUS	30.48m
32 Robert Choroff	69	USA	28.58m
33 Ricardo Tobar Diaz	66	COL	28.38m
34 Eduard Neubert	66	GER	27.94m
35 Helder Tuuemea	65	EST	26.86m
36 James W. Flowers	67	CAN	26.36m
37 Javier Gonzalez Perez	66	MEX	25.88m
38 Kalle Vellenuirme	65	EST	24.58m
39 Robert Perry	66	USA	22.30m
40 Seizen Katsuren	65	JPN	21.96m
41 Henry Sevillian	65	USA	21.52m
42 Edmund Zeidler	68	GER	21.30m
43 John Snaden	69	USA	20.80m
44 Michel Bannholtzer	66	FRA	15.76m
- Surjit Singh	67	CAN	ND
- Thengathara Kesavan	69	IND	ND
- Raymond Goggin	66	NZL	ND
Hammer Throw 5 kg			
FINAL			
1 Richard Rzehak	65	GER	50.94m
2 Karl-Heinz Wendel	65	GER	50.00m
3 Ladislav Filip	66	TCH	42.74m
4 Raymond Lamora	65	FRA	42.08m

Name	Age	Country	Results	Name	Age	Country	Results	Name	Age	Country	Results	Name	Age	Country	Results
5 Luis Velez	65	PUR	41.44m	3 Richard Schmiedel		GER	6632	9 Wolfgang Fachmann		GER	5172	15 Nikoly Metelkin		RUS	4478
6 Thordur Sigurdsson	66	ISL	40.26m	100	15.65	540	w:-2.2	100	15.83	515	w:-1.1	100	15.02	635	w:-1.1
7 Charles Rann	67	AUS	40.26m	LJ	4.38m	790	w: 1.2	LJ	4.05m	670	w: 1.2	LJ	3.83m	595	w: 2.0
8 Kenneth Weinbel	67	USA	35.20m	SP	10.60m	852		SP	7.79m	592		SP	8.10m	620	
9 Lev Mozhaev	69	USA	35.02m	HJ	1.21m	602		HJ	1.27m	679		HJ	1.27m	679	
10 Horst Vieweg	67	GER	34.94m	400	1:11.19	605		400	1:20.52	346		400	1:11.86	584	
11 Gerald Wojcik	65	USA	32.94m	100HH	21.38	533	w: 3.3	100HH	20.57	600	w: 2.4	100HH	31.01	34	w: 4.6
12 Paavo Koivu	69	FIN	31.66m	DT	31.46m	648		DT	24.54m	475		DT	23.48m	450	
13 Eugen Lehmann	65	SUI	31.54m	PV	2.30m	549		PV	2.30m	549		PV	NH	0	
14 Kurt Fredrik Homme	65	NOR	31.46m	JT	33.72m	721		JT	21.50m	407		JT	18.44m	330	
15 Siegfried Angelis	68	GER	29.04m	1500	5:43.38	792		1500	7:27.75	339		1500	6:33.96	551	
16 Manfred Flath	67	GER	28.28m												
17 Fu-Lai Wang	67	TPE	27.68m												
18 Toivo Suomela	68	FIN	27.32m												
19 Reed Quinn	65	USA	25.06m												
20 Thengathara Kesavan	69	IND	22.50m												
Jaroslav Hanus	65	GBR	FOUL												

Javelin Throw 600g

FINAL

1 Harje Noreborn	68	SWE	52.18m	5 Jerzy Przyborowski		POL	6026	11 William Brobst		USA	4779	17 Javier Gonzalez Perez		MEX	4205
2 Delfs Pickarts	68	USA	49.30m	100	14.16	776	w:-1.1	100	14.67	691	w:-0.8	100	15.65	540	w:-1.1
3 Josef Klok	66	TCH	47.28m	LJ	4.26m	746	w: 0.7	LJ	4.12m	695	w: 1.9	LJ	3.88m	610	w: 1.1
4 Martti Kamila	66	FIN	46.38m	SP	9.80m	777		SP	10.12m	807		SP	8.26m	635	
5 Veikko Javanainen	69	FIN	45.20m	HJ	1.30m	723		HJ	1.42m	878		HJ	1.27m	679	
6 Richard Rzehak	65	GER	42.52m	400	1:12.12	576		400	1:16.81	442		400	2:03.22	0	
7 Don Mather	65	USA	41.04m	100HH	19.52	694	w: 4.6	100HH	23.24	392	w: 2.4	100HH	20.50	607	w: 2.4
8 Skip Meneely	65	USA	38.12m	DT	32.66m	678		DT	25.32m	495		DT	25.56m	501	
9 David Wilson	67	USA	36.82m	PV	2.10m	462		PV	NH	0		PV	1.70m	303	
10 Peter R. Pretzsch	65	DEN	36.64m	JT	34.08m	731		JT	28.52m	586		JT	20.26m	376	
11 Virgilio Colombo	67	ITA	34.04m	1500	7:51.29	261		1500	NT	0		1500	8:59.43	90	
12 Heiner Will	68	GER	33.68m												
13 Charles Rann	67	AUS	32.60m												
14 Yoshiro Igarashi	65	JPN	32.24m												
15 Reed Quinn	65	USA	31.82m												
16 William Daprano	68	USA	30.34m												
17 Gordon Gilmore	66	CAN	28.68m												
18 Ricardo Tobar Diaz	66	COL	27.76m												
19 Javier Gonzalez Perez	66	MEX	24.44m												
20 Bruce Campbell	68	AUS	23.62m												
21 John Snaden	69	USA	16.46m												
Hans Franke	66	GER	FOUL												
Alberto Fuentes	65	CHI	FOUL												
Karri Wichmann	68	FIN	FOUL												
Manfred Flath	67	GER	FOUL												
Hans Illmann	65	PER	FOUL												

Decathlon

1 Gordon Seifert		USA	7238	7 Ian Steedman		GBR	5787	13 Eugen Lehmann		SUI	4640	19 Rudolf Morgenstern		GER	3830
100	13.91	819	w:-0.5	100	14.78	673	w:-0.8	100	16.36	441	w:-0.8	100	15.35	586	w:-0.8
LJ	4.11m	693	w: 2.2	LJ	4.08m	682	w: 2.1	LJ	3.72m	556	w: 2.5	LJ	3.36m	439	w: 1.0
SP	9.26m	727		SP	6.88m	509		SP	9.01m	704		SP	6.83m	504	
HJ	1.48m	963		HJ	1.18m	569		HJ	1.30m	723		HJ	1.21m	602	
400	1:04.80	818		400	1:10.24	635		400	1:44.21	4		400	1:22.08	310	
100HH	20.07	644	w: 4.6	100HH	17.75	865	w: 3.3	100HH	21.82	498	w: 4.6	100HH	30.84	37	w: 3.3
DT	29.66m	603		DT	21.10m	392		DT	35.74m	757		DT	22.68m	430	
PV	2.50m	637		PV	1.70m	303		PV	2.00m	421		PV	1.40m	195	
JT	29.30m	606		JT	27.08m	548		JT	23.22m	450		JT	17.30m	302	
1500	5:55.99	728		1500	6:54.91	463		1500	9:01.23	86		1500	7:04.37	425	
2 Ariel Standen Lewis		CHI	7116	8 Virgilio Colombo		ITA	5384	14 Michael Aratsky		RUS	4561	20 Brayton Norton		USA	3735
100	13.96	810	w:-0.5	100	15.29	593	w:-1.1	100	16.33	446	w:-2.2	100	15.88	508	w:-0.8
LJ	4.90m	990	w: 1.3	LJ	4.14m	704	w: 2.0	LJ	3.29m	417	w: 2.0	LJ	3.83m	595	w: 1.5
SP	7.87m	599		SP	8.71m	676		SP	9.25m	727		SP	10.46m	839	
HJ	1.42m	878		HJ	1.21m	602		HJ	1.30m	723		HJ	NH	0	
400	1:04.65	823		400	1:28.53	177		400	1:31.17	133		400	NT	0	
100HH	16.79	967	w: 2.4	100HH	21.66	511	w: 2.4	100HH	21.57	517	w: 3.3	100HH	NT	0	
DT	29.90m	609		DT	36.66m	780		DT	30.66m	628		DT	43.18m	949	
PV	2.10m	462		PV	2.10m	462		PV	2.10m	462		PV	NH	0	
JT	23.88m	467		JT	28.58m	587		JT	25.48m	508		JT	38.38m	844	
1500	6:43.32	511		1500	7:41.66	292		1500	NT	0		1500	NT	0	

Name	Age	Country	Results	Name	Age	Country	Results	Name	Age	Country	Results	Name	Age	Country	Results
21 Leonard Childs	AUS	3269		11 Toivo Suomela	FIN	3582		23 Yoshiro Igarashi	JPN	2078		5	Australia	3:20:56	
100	18.14	234	w:-2.2	HT	36.72m	791		HT	FOUL	0		Cecil Walkley		52:21	
LJ	3.01m	333	w:1.5	SP	11.62m	947		SP	9.15m	717		Bruce Campbell		1:08:19	
SP	8.07m	618		DT	32.74m	680		DT	32.06m	663		Llewellyn Jones		1:20:16	
HJ	1.18m	569		JT	23.14m	448		JT	32.84m	698		20 km Road Walk			
400	1:35.27	75		WT	11.86m	716		WT	ND	0		1 Chong Nee Goy	68	SIN	2:03:26
100HH	31.43	25	w:3.3	12 Paavo Koivu	FIN	3517		24 Javier Gonzalez Perez	MEX	2047		2 Ivan Kukhareenko	65	UKR	2:04:14
DT	24.24m	468		HT	33.42m	706		HT	17.04m	293		3 Douglas Fotheringham	65	GBR	2:05:06
PV	1.70m	303		SP	9.13m	715		SP	6.86m	507		4 Bohumil Neuman	69	TCH	2:09:39
JT	18.00m	319		DT	37.72m	808		DT	25.06m	488		5 Cervin Robinson	67	USA	2:10:28
1500	7:31.85	325		JT	28.28m	579		JT	21.88m	416		6 Vance Genzlinger	66	USA	2:11:29
				WT	11.76m	709		WT	6.54m	343		7 Edgar Ricci	66	USA	2:14:39
Weight Pentathlon				13 Josef Klok	TCH	3484		Cross Country				8 Terence J Simons	69	GBR	2:15:04
1 Karl-Heinz Wendel	GER	5229		HT	25.38m	501		1 Cesare Bini	66	ITA	41:10	9 Gregorio Angulo Rivera	65	PUR	2:15:27
HT	49.76m	1131		SP	9.04m	707		2 Kjell Linder	65	SWE	43:14	10 Denis Withers	67	GBR	2:16:02
SP	13.44m	1118		DT	33.62m	703		3 Laurie Forster	65	GBR	44:54	11 Angelo Arena	66	ITA	2:16:43
DT	47.40m	1060		JT	46.14m	1052		4 Patrick Devine	66	USA	45:15	12 John Kelly	65	USA	2:16:44
JT	36.16m	785		WT	9.10m	521		5 Ernst Fluegel	65	GER	45:41	13 Walter Stoltz	67	GER	2:18:25
WT	17.68m	1135		14 Thordur Sigurdsson	ISL	3348		6 John Kolmetz	66	USA	45:55	14 Colin Hainsworth	65	AUS	2:18:58
2 Ladislav Filip	TCH	5214		HT	37.98m	824		7 Nicolay Borzich	67	RUS	45:59	15 Mario Aguayo	66	CHI	2:20:50
HT	46.16m	1036		SP	9.24m	725		8 Howard Rubin	67	USA	46:32	16 Ryszard Nawrocki	66	USA	2:23:59
SP	14.00m	1171		DT	29.12m	589		9 Aaro Partanen	65	FIN	47:33	17 Maynard Mickelson	69	USA	2:24:02
DT	51.12m	1159		JT	18.46m	331		10 Maurice Tarrant	65	CAN	47:35	18 Gordon Gilmour	66	CAN	2:25:58
JT	40.16m	891		WT	14.14m	879		11 Bill Carey	68	USA	48:03	19 Richard Larkin	66	AUS	2:26:32
WT	15.22m	957		15 Raymond Lamora	FRA	3339		12 Roger Cobac	65	FRA	48:04	20 Peter Roy Tearle	69	NZL	2:29:42
3 Richard Rzehak	GER	5071		HT	43.20m	959		13 Arthur Walsham	65	GBR	49:39	21 Richard Hansen	69	USA	2:32:59
HT	45.32m	1015		SP	7.79m	592		14 Eugen Franz Rathgeb	66	GER	49:46	22 Frank Chesek	68	USA	2:33:08
SP	11.81m	965		DT	31.60m	652		15 Donald Melrose	65	NZL	49:59	23 Carletto Frascarolo	67	ITA	2:35:20
DT	44.50m	984		JT	20.72m	387		16 Ralph Lang	67	CAN	50:25	24 Reinhold Hockauf	68	GER	2:35:39
JT	43.14m	971		WT	12.32m	749		17 Martino Cuder	66	ITA	50:55	25 Bhag-Singh Sidhu	66	USA	2:35:49
WT	17.70m	1136		16 Eugen Lehmann	SUI	3188		18 Matthias Strobl	69	AUT	51:05	26 Vittorio LaDelli	69	ITA	2:37:54
4 Heinz Brandt	GER	4319		HT	32.22m	675		19 John Caldwell	68	USA	51:30	27 Bruce Campbell	68	AUS	2:44:05
HT	29.94m	617		SP	8.91m	695		20 Cecil Walkley	66	AUS	52:21	28 William Kinder	66	USA	2:55:02
SP	12.11m	993		DT	35.64m	754		21 Gerard Nolan	67	USA	52:58	29 Llewellyn Jones	69	AUS	3:00:02
DT	49.18m	1108		JT	21.54m	407		22 Bohumil Neuman	69	TCH	53:03	20 km Road Walk Team			
JT	33.84m	724		WT	11.04m	657		23 Richard Sullivan	66	USA	53:51	1	Great Britain	6:30:30	
WT	14.10m	877		17 Peter R. Pretzsch	DEN	3185		24 Kenneth Crooke	67	GBR	55:28	Douglas Fotheringham		2:05:06	
5 Harry Hawke	USA	4244		HT	28.80m	588		25 Richard Mitchell	66	USA	56:45	Len Cro		2:10:20	
HT	37.16m	803		SP	9.27m	728		26 Gordon Gilmour	66	CAN	56:59	Terence J Simons		2:15:04	
SP	11.50m	936		DT	31.12m	639		27 Ron Franklin	67	GBR	57:19	2	United States	6:36:36	
DT	43.80m	966		JT	32.34m	685		28 Robert Wilson	67	USA	59:01	Cervin Robinson		2:10:28	
JT	31.80m	671		WT	9.44m	545		29 Tsunao Kuze	66	JPN	1:00:35	Vance Genzlinger		2:11:29	
WT	13.98m	868		18 Manfred Flath	GER	3152		30 Chan Meng Hui	65	SIN	1:01:06	Edgar Ricci		2:14:39	
6 Matti Jarvinen	FIN	4070		HT	26.40m	527		31 Alwin-St				3	Italy	7:06:52	
HT	32.68m	687		SP	9.43m	743		Grosse-Coosmann	65	GER	1:01:32	Carlo Bomba		2:12:15	
SP	10.69m	860		DT	29.86m	607		32 Donald Fenner	65	USA	1:03:23	Angelo Arena		2:16:43	
DT	45.68m	1015		JT	33.48m	715		33 Arie Verbaan	68	NED	1:05:03	Vittorio LaDelli		2:37:54	
JT	33.38m	712		WT	9.66m	560		34 William Pow	66	GBR	1:06:29	4	Australia	7:29:35	
WT	12.98m	796		19 Kurt Fredrik Homme	NOR	3052		35 Bruce Campbell	68	AUS	1:08:19	Colin Hainsworth		2:18:58	
7 Charles Rann	AUS	3896		HT	30.92m	642		36 Jacques Serruys	69	BEL	1:09:29	Richard Larkin		2:26:32	
HT	35.36m	756		SP	10.86m	876		37 Eddie Nyman	69	GBR	1:11:02	Bruce Campbell		2:44:05	
SP	10.65m	856		DT	37.24m	795		38 Patrick Green	65	GBR	1:11:27	Marathon			
DT	39.04m	842		JT	FOUL	0		39 Peter Mundle	67	USA	1:18:23	1 Kjell Linder	65	SWE	3:09:52
JT	30.04m	625		WT	12.18m	739		40 Llewellyn Jones	69	AUS	1:20:16	2 Max Jones	68	GBR	3:21:15
WT	13.28m	817		20 Gerald Wojcik	USA	3045		41 Eric Lewis	66	AUS	1:26:10	3 Donald Ross	65	USA	3:22:10
8 Horst Vieweg	GER	3715		HT	31.28m	651		Cross Country Team				4 Patrick Devine	66	USA	3:26:05
HT	33.66m	712		SP	7.93m	605		1	United States	2:17:42	5 John Kolmetz	66	USA	3:29:49	
SP	10.49m	841		DT	31.50m	649		Patrick Devine		45:15	6 Antonio Camodeca	67	ITA	3:31:15	
DT	40.42m	877		JT	25.12m	498		John Kolmetz		45:55	7 Charles Safran	66	USA	3:44:41	
JT	27.94m	571		WT	10.82m	642		Howard Rubin		46:32	8 Manuel Teodoro	67	CAN	3:45:24	
WT	11.84m	714		21 Rene Croset	FRA	3036		2	Great Britain	2:30:01	9 Matthias Strobl	69	AUT	3:50:24	
9 Helmut Lange	CAN	3626		HT	25.16m	496		Laurie Forster		44:54	10 Ubaldo Cruz Sanchez	68	MEX	3:55:42	
HT	31.28m	651		SP	9.59m	758		Arthur Walsham		49:39	11 Eugen Franz Rathgeb	66	GER	3:57:32	
SP	10.29m	823		DT	34.96m	737		Kenneth Crooke		55:28	12 Veio Nilonen	69	FIN	3:58:28	
DT	31.66m	653		JT	25.86m	517		3	Canada	2:35:59	13 John McCarthy	65	USA	4:04:37	
JT	31.62m	666		WT	9.20m	528		Maurice Tarrant		47:35	14 Panagiotis Kanakaris	65	GRE	4:09:09	
WT	13.50m	833		22 Fu-Lai Wang	TPE	2770		Ralph Lang		50:25	15 Cecil Walkley	66	AUS	4:12:13	
10 Reed Quinn	USA	3614		HT	28.32m	576		Gordon Gilmour		56:59	16 Roger Whalley	65	USA	4:14:03	
HT	28.66m	585		SP	10.38m	832		4	Germany	2:36:59	17 Bernard McCarthy	69	GBR	4:20:23	
SP	10.70m	861		DT	27.64m	552		Ernst Fluegel		45:41	18 Richard Mitchell	66	USA	4:23:17	
DT	40.02m	867		JT	17.44m	305		Eugen Franz Rathgeb		49:46	19 Robert Wilson	67	USA	4:29:46	
JT	32.64m	693		WT	8.88m	505		Alwin-St			20 Richard Sullivan	66	USA	4:35:44	
WT	10.34m	608						Grosse-Coosmann		1:01:32	21 Jean Malo	68	CAN	4:36:36	
											22 Lawrence Hestekin	66	USA	4:57:47	

Name	Age	Country	Results
23 John Harris	66	GBR	5:15:27
24 Bruce Campbell	68	AUS	5:19:44
25 Robert Shimmel	65	USA	5:20:34
26 Chan Meng Hui	65	SIN	5:29:34
27 Chong Nee Goy	68	SIN	5:29:52
28 Leonhard Trzetzziak	66	CAN	5:56:46
29 Eddie Nyman	69	GBR	6:01:13

Marathon Team

Rank	Country	Time
1	United States	10:18:04
Donald Ross 3:22:10		
Patrick Devine 3:26:05		
John Kolmetz 3:29:49		
2	Great Britain	11:18:36
Max Jones 3:21:15		
Reginald Fernyhough 3:54:40		
James Johnston 4:02:41		
3	Australia	15:11:49
Cecil Walkley 4:12:13		
Bruce Campbell 5:19:44		
Jim Sinclair 5:39:52		

MEN 70

100 Meter Dash

HEATS

Heat 1 Wind Reading: 2.6			
1	Melvin Larsen	71 USA	13.51
2	Gerhard Herbst	71 GER	13.76
3	Arvo Heininen	70 FIN	14.66
4	Jack Hipple	71 USA	14.99
5	Donald Dickson	70 GBR	16.85
6	John Caligiuri	73 USA	17.18
7	David Welsh	70 USA	18.85
8	William Gleason	71 USA	19.11
Heat 2 Wind Reading: 3.5			
1	Hugo Antonio Delgado Florez	71 PER	13.64
2	Fred O'Conner	71 AUS	14.17
3	Sam Madia	71 USA	14.60
4	Horst Albrecht	71 GER	14.84
5	Christian Boye	70 NOR	15.09
6	Thomas A. Miller	71 USA	15.99
7	Richard Littlefield	74 USA	22.67
Heat 3 Wind Reading: 3.6			
1	Ernst Ritter	70 GER	13.32
2	Koichi Makita	71 JPN	14.30
3	Tom Hishon	71 AUS	14.34
4	Neville Sharpley	70 RSA	14.77
5	Tatsuya Yamaji	73 JPN	15.08
6	Lo-Han Lu	70 TPE	15.32
7	Hung-Nien Peng	74 TPE	16.41
8	Jose Alsina Ramirez	73 COL	17.95
Heat 4 Wind Reading: 1.5			
1	Jose Luis Ubarri	71 PUR	13.43
2	John O'Neill	71 CAN	13.62
3	Mike Johnston	73 AUS	14.20
4	Rudolf Ahrenkiel	74 DEN	14.30
5	Antonio Chaina	72 ARG	14.80
6	David Rohena Domenech	74 PUR	15.20
7	Domenico Gramondo	74 ITA	16.48
Heat 5 Wind Reading: 1.9			
1	Hideya Yamazaki	70 JPN	13.64
2	Bruno Sobrero	74 ITA	13.99
3	Oscar Harris	71 USA	14.43
4	Giannis Granitsas	70 GRE	14.73
5	Gabriel M. Vergara	72 COL	14.74
6	Jim Manno	74 USA	14.89
7	Megumi Haruta	73 JPN	16.63
8	Bruno Andreoni	74 ITA	16.68

Name	Age	Country	Results
SEMI FINALS			
Heat 1 Wind Reading: 1.7			
1	Jose Luis Ubarri	71 PUR	13.34
2	Melvin Larsen	71 USA	13.47
3	John O'Neill	71 CAN	13.59
4	Gerhard Herbst	71 GER	13.84
5	Mike Johnston	73 AUS	14.21
6	Koichi Makita	71 JPN	14.60
7	Sam Madia	71 USA	14.75
8	Oscar Harris	71 USA	14.79
Heat 2 Wind Reading: 1.3			
1	Ernst Ritter	70 GER	13.50
2	Hideya Yamazaki	70 JPN	13.64
3	Hugo Antonio Delgado Florez	71 PER	13.78
4	Bruno Sobrero	74 ITA	14.18
5	Rudolf Ahrenkiel	74 DEN	14.24
6	Fred O'Conner	71 AUS	14.31
7	Arvo Heininen	70 FIN	14.90
8	Tom Hishon	71 AUS	14.95

FINAL

Wind Reading: 2.6			
1	Jose Luis Ubarri	71 PUR	13.13
2	Ernst Ritter	70 GER	13.14
3	John O'Neill	71 CAN	13.46
4	Melvin Larsen	71 USA	13.46
5	Hideya Yamazaki	70 JPN	13.63
6	Gerhard Herbst	71 GER	13.90
7	Bruno Sobrero	74 ITA	14.20

200 Meter Dash

HEATS

Heat 1 Wind Reading: 1.3			
1	Hideya Yamazaki	70 JPN	29.64
2	Norman Baum	70 CAN	31.15
3	Oscar Harris	71 USA	31.97
4	Jose Luis Ubarri	71 PUR	32.44
5	Tatsuya Yamaji	73 JPN	33.60
6	Thomas A. Miller	71 USA	36.68
7	Henry Kuric	74 USA	37.64
8	Jose Alsina Ramirez	73 COL	39.42
Heat 2 Wind Reading: -2.4			
1	Fred O'Conner	71 AUS	30.81
2	Sam Madia	71 USA	31.10
3	Jim Manno	74 USA	31.81
4	Jack Hipple	71 USA	32.00
5	Donald Dickson	70 GBR	35.14
6	John J. McCarthy	73 USA	36.89
-	Hugo Antonio Delgado Florez	71 PER	DQ
Heat 3 Wind Reading: 1.6			
1	Gerhard Herbst	71 GER	29.21
2	Melvin Larsen	71 USA	29.47
3	Arvo Heininen	70 FIN	31.70
4	Christian Boye	70 NOR	31.78
5	Horst Albrecht	71 GER	31.95
6	Koichi Makita	71 JPN	32.99
7	David Welsh	70 USA	43.49
Heat 4 Wind Reading: 2.3			
1	Ernst Ritter	70 GER	29.80
2	Mike Johnston	73 AUS	30.81
3	Antonio Chaina	72 ARG	31.54
4	Neville Sharpley	70 RSA	32.17
5	Rudolph Valentine	72 USA	32.31
6	Lo-Han Lu	70 TPE	33.22
7	Jose Figueras	70 URU	33.86
8	Lowell Russell	71 USA	46.84
SEMI FINALS			
Heat 1 Wind Reading: -2.9			
1	Gerhard Herbst	71 GER	29.25
2	Melvin Larsen	71 USA	29.45
3	Fred O'Conner	71 AUS	30.48
4	Norman Baum	70 CAN	30.57

Name	Age	Country	Results
5	Antonio Chaina	72 ARG	31.28
6	Oscar Harris	71 USA	31.83
7	Christian Boye	70 NOR	31.97
8	Neville Sharpley	70 RSA	32.06
Heat 2 Wind Reading: -3.6			
1	Ernst Ritter	70 GER	29.56
2	Hideya Yamazaki	70 JPN	30.24
3	Mike Johnston	73 AUS	30.82
4	Sam Madia	71 USA	31.30
5	Arvo Heininen	70 FIN	31.78
6	Jim Manno	74 USA	31.88
7	Jack Hipple	71 USA	32.29

FINAL

Wind Reading: -6.0			
1	Ernst Ritter	70 GER	29.19
2	Hideya Yamazaki	70 JPN	29.96
3	Melvin Larsen	71 USA	30.05
4	Mike Johnston	73 AUS	30.88
5	Norman Baum	70 CAN	31.62
-	Sam Madia	71 USA	DNF
-	Gerhard Herbst	71 GER	DNF

400 Meter Dash

HEATS

Heat 1			
1	Tom Hishon	71 AUS	1:08.81
2	Jack Hipple	71 USA	1:10.33
3	Oscar Harris	71 USA	1:13.13
4	Hugo Antonio Delgado Florez	71 PER	1:13.18
5	Jim Manno	74 USA	1:13.64
6	Christian Boye	70 NOR	1:16.07
7	Ming-Ti Liang	70 TPE	1:29.94
8	Jose Alsina Ramirez	73 COL	1:35.16
Heat 2			
1	Frank Evans	70 AUS	1:07.68
2	Toivo Vikman	71 FIN	1:10.18
3	Rudolf Ahrenkiel	74 DEN	1:11.58
4	Archie Messenger	72 USA	1:13.07
5	Len Tritesch	70 USA	1:13.48
6	John J. McCarthy	73 USA	1:21.36
7	Henry Kuric	74 USA	1:24.15
Heat 3			
1	Mike Johnston	73 AUS	1:07.60
2	Norman Baum	70 CAN	1:08.40
3	Rudolph Valentine	72 USA	1:11.50
4	Neville Sharpley	70 RSA	1:12.55
5	Antonio Chaina	72 ARG	1:16.58
6	Hung-Nien Peng	74 TPE	1:23.76
7	Sinniah Veerasamy	72 SIN	1:24.97

FINAL

1	Frank Evans	70 AUS	1:03.76
2	Mike Johnston	73 AUS	1:06.02
3	Tom Hishon	71 USA	1:07.97
4	Jack Hipple	71 USA	1:08.82
5	Toivo Vikman	71 FIN	1:09.04
6	Rudolf Ahrenkiel	74 DEN	1:09.35
7	Norman Baum	70 CAN	1:09.63
8	Rudolph Valentine	72 USA	1:16.26

800 Meter Run

HEATS

Heat 1			
1	Gordon McKeown	71 AUS	2:49.41
2	John McManus	71 USA	2:50.70
3	Len Tritesch	70 USA	2:54.16
4	Neville Sharpley	70 RSA	3:01.61
5	Ming-Ti Liang	70 TPE	3:33.09
6	Clinton James	72 USA	3:35.79
Heat 2			
1	Frank Evans	70 AUS	2:39.73
2	Archie Messenger	72 USA	2:42.20
3	Toivo Vikman	71 FIN	2:44.24

Name	Age	Country	Results
4	Arthur Wilson	71 CAN	2:57.47
5	Leo Thiel	71 GER	3:21.25
6	Charles Bauer	72 USA	3:23.40
-	Don Farquharson	70 CAN	DNF
FINAL			
1	Frank Evans	70 AUS	2:37.14
2	Toivo Vikman	71 FIN	2:43.63
3	Archie Messenger	72 USA	2:44.56
4	John McManus	71 USA	2:46.84
5	Len Tritesch	70 USA	2:52.49
6	Arthur Wilson	71 CAN	3:01.19
7	Neville Sharpley	70 RSA	3:05.96

1,500 Meter Run

HEATS

Heat 1			
1	Walter Sauerwein	70 GER	5:47.96
2	John McManus	71 USA	5:50.74
3	Rune Bergman	70 SWE	5:59.93
4	John Houlden	71 CAN	6:11.30
5	Josef Bruhin	70 SUI	6:15.27
6	Arthur Wilson	71 CAN	6:19.96
7	Jose Manuel Nieto Gonzalez	71 COL	6:21.28
8	Leo Thiel	71 GER	6:34.71
9	Yip Lun Ming	73 HKG	6:37.22
10	Tom Walnut	71 USA	6:44.70
11	Lai-Te Huang	70 TPE	6:54.79
Heat 2			
1	Gunnar Lonsberg	70 SWE	5:41.77
2	Kurt Gelbhaar	72 CAN	5:52.32
3	Archie Messenger	72 USA	5:54.54
4	Soichi Tamoi	72 JPN	5:58.91
5	Gordon McKeown	71 AUS	5:59.07
6	Allen Tyson	70 AUS	6:13.85
7	Adriano Gomes	71 POR	6:19.18
8	Charles Bauer	72 USA	6:49.03
9	Mel Munro	70 NZL	7:05.53

FINAL

1	Rune Bergman	70 SWE	5:12.98
2	Gunnar Lonsberg	70 SWE	5:28.94
3	Gordon McKeown	71 AUS	5:31.50
4	Soichi Tamoi	72 JPN	5:34.67
5	Walter Sauerwein	70 GER	5:38.78
6	Archie Messenger	72 USA	5:41.52
7	Kurt Gelbhaar	72 CAN	5:42.82
8	John McManus	71 USA	5:43.03
9	Adriano Gomes	71 POR	5:43.27
10	Josef Bruhin	70 SUI	6:13.42
11	John Houlden	71 CAN	6:13.43
12	Leo Thiel	71 GER	6:27.92
13	Arthur Wilson	71 CAN	6:43.12

5,000 Meter Run

FINAL

1	John Keston	70 USA	19:37.34
2	Rune Bergman	70 SWE	19:39.71
3	Jim Oneil	70 USA	20:40.28
4	John Eccles	70 NZL	21:34.02
5	Soichi Tamoi	72 JPN	21:36.29
6	Jose Maria Garin	70 ESP	21:44.67
7	Gunnar Lonsberg	70 SWE	21:46.77
8	Kurt Gelbhaar	72 CAN	21:55.72
9	Phil Mongillo	70 USA	22:09.34
10	Teuri Raevaara	71 FIN	22:33.96
11	Idris Jones	71 NZL	22:36.55
12	Josef Jmhof	71 SUI	22:57.29
13	Sid Toabe	71 USA	23:06.46
14	Josef Bruhin	70 SUI	23:10.93
15	John Houlden	71 CAN	23:13.46
16	Andre Suhard	71 FRA	23:15.22
17	Yip Lun Ming	73 HKG	23:29.91
18	A-Chun Lee	73 TPE	23:30.68
19	Joseph Endrizzi	74 FRA	23:51.99

Table with columns: Name, Age, Country, Results. Entries include Edward V. Buckley, Jose Manuel Nieto, Nick Corish, etc.

10,000 Meter Run

Final results for 10,000 Meter Run including John Keston, Rune Bergman, Jim Oneil, etc.

5,000 Meter Race Walk

Final results for 5,000 Meter Race Walk including Len Creo, Robert Mimm, John Nervetti, etc.

Table with columns: Name, Age, Country, Results. Entries include Jack Hunter, Georges Damloup, Ken Kawasaki, etc.

80 Meter High Hurdles 30"

Heats and Final results for 80 Meter High Hurdles 30" including Albertus H.A Van Zyl, Fred O'Conner, etc.

Final results for 80 Meter High Hurdles 30" including Albertus H.A Van Zyl, Edwin Lukens, etc.

300 Meter Int Hurdles 30"

Final results for 300 Meter Int Hurdles 30" including Fred O'Conner, Albertus H.A Van Zyl, etc.

2,000 Meter Steeplechase

Final results for 2,000 Meter Steeplechase including John Eccles, Jose Maria Garin, etc.

4x100 Meter Relay

Final results for 4x100 Meter Relay including Australia and United States teams.

Table with columns: Name, Age, Country, Results. Entries include Germany team (Horst Albrecht, Gerhard Windolf, etc.) and Japan team (Koichi Makita, etc.).

4x400 Meter Relay

Final results for 4x400 Meter Relay including Australia and United States teams.

High Jump

Final results for High Jump including Gerhard Windolf, George Leete, etc.

Pole Vault

Final results for Pole Vault including William Bell, Don Grosh, etc.

Long Jump

Final results for Long Jump including Melvin Larsen, Juji Tanaka, etc.

Table with columns: Name, Age, Country, Results. Entries include Albertus H.A Van Zyl, Oscar Harris, Vladimir Kotenkov, etc.

Triple Jump

Final results for Triple Jump including Edwin Lukens, Juji Tanaka, etc.

Shot Put 4 kg

Final results for Shot Put 4 kg including Arnold Randma, Erik Eriksson, etc.

Discus Throw 1 kg

Final results for Discus Throw 1 kg including Kauko Jouppila, Pauli Tiisala, etc.

Name	Age	Country	Results
19 Walter Kupper	72	BRA	26.84m
20 William Russo	72	USA	26.44m
21 Max Carr	73	NZL	25.52m
22 Gabriel M. Vergara	72	COL	25.52m
23 Bruno Andreoni	74	ITA	24.52m
24 Siegfried Straube	72	GER	22.92m
25 Jose Fialho	71	POR	21.90m
26 Andre Pierre Gaboret	74	FRA	20.62m
27 Noel Charles Feierabend	71	NZL	20.22m
28 Robert Davidson	72	USA	17.76m

Hammer Throw 4 kg

FINAL

1 Max Carr	73	NZL	43.54m
2 Alfio Surza	73	ITA	42.18m
3 Felixs Jekabsons	72	AUS	41.12m
4 Bror Wendelin	71	FIN	41.08m
5 Marcel Batby	72	FRA	40.42m
6 Kurt Herrmann	71	GER	38.86m
7 Walter Kupper	72	BRA	38.22m
8 Arthur Dreher	73	GER	37.88m
9 Max Rudolph	74	CHI	37.46m
10 Johannes Visser	70	RSA	35.60m
11 Kristian Kjaer	71	DEN	34.58m
12 Valto Makela	72	FIN	33.72m
13 Antonio Chaina	72	ARG	32.22m
14 Bill Bangert	71	USA	31.50m
15 Jacob Stein	71	USA	31.12m
16 Andre Pierre Gaboret	74	FRA	21.58m
17 Jose Fialho	71	POR	18.90m
18 Georges Damloup	71	FRA	18.82m
Zenjiro Nakashio	72	JPN	FOUL

Javelin Throw 600g

FINAL

1 Erik Eriksson	71	FIN	43.24m
2 Alpo Yli-Luopa	72	SWE	41.62m
3 Havard Lund	71	NOR	32.90m
4 Arthur Dreher	73	GER	31.64m
5 Charles Pistorino	72	USA	31.38m
6 Jacob Stein	71	USA	30.76m
7 Friedrich Kuhn	72	GER	29.16m
8 Edwin Lukens	73	USA	28.34m
9 Aatos Sainio	70	FIN	28.24m
10 Siegfried Straube	72	GER	26.98m
11 Charles Covino	71	USA	25.20m
12 Jim Glasco	70	USA	24.32m
13 John J. McCarthy	73	USA	24.24m
14 Kristian Kjaer	71	DEN	20.44m
Jouni Tuisku	74	FIN	FOUL

Decathlon

1 Gerhard Windolf	GER	6844
100	15.31	697 w: NWI
LJ	4.31m	878 w: 1.1
SP	10.13m	804
HJ	1.42m	992
400	1:19.13	490
80HH	15.55	773 w: 2.4
DT	25.94m	584
PV	2.40m	671
JT	23.92m	528
1500	7:28.97	427
2 Pekka Penttila	FIN	6764
100	15.28	701 w: NWI
LJ	4.10m	792 w: 1.1
SP	10.18m	809
HJ	1.22m	705
400	1:15.52	592
80HH	16.24	695 w: 4.3
DT	24.34m	540
PV	2.50m	722
JT	30.78m	724
1500	7:13.95	484

Name	Age	Country	Results
3 Fred O'Conner	AUS	6667	
100	14.58	814 w: NWI	
LJ	4.14m	809 w: 0.6	
SP	9.10m	709	
HJ	1.25m	740	
400	1:18.08	519	
80HH	15.28	805 w: 4.3	
DT	28.38m	652	
PV	2.00m	480	
JT	29.60m	690	
1500	7:23.02	449	

4 Frederick E. Hirsimaki	USA	6333
100	15.94	601 w: NWI
LJ	3.76m	661 w: 0.4
SP	9.96m	789
HJ	1.22m	705
400	1:22.29	409
80HH	15.35	797 w: 2.4
DT	27.30m	622
PV	2.30m	623
JT	27.80m	638
1500	7:12.86	488

5 Pierre Darrot	FRA	5781
100	15.27	703 w: NWI
LJ	3.67m	628 w: 0.9
SP	9.74m	769
HJ	1.19m	661
400	1:17.16	545
80HH	18.18	497 w: 4.3
DT	27.14m	618
PV	1.70m	350
JT	24.28m	538
1500	7:16.99	472

6 Federico Zuniga Lazo	PER	5470
100	15.79	624 w: NWI
LJ	3.73m	650 w: 0.9
SP	9.03m	703
HJ	1.22m	705
400	1:21.08	439
80HH	19.63	369 w: 2.4
DT	27.02m	614
PV	1.50m	268
JT	22.94m	501
1500	6:46.31	597

7 Kjell Egge	NOR	5342
100	16.96	461 w: NWI
LJ	3.76m	661 w: 0.6
SP	7.43m	557
HJ	1.19m	661
400	1:18.54	506
80HH	19.99	341 w: 4.3
DT	25.84m	581
PV	2.10m	527
JT	19.42m	403
1500	6:35.56	644

8 Alberus H.A Van Zyl	RSA	5276
100	14.77	782 w: NWI
LJ	3.94m	729 w: 0.9
SP	9.30m	728
HJ	1.22m	705
400	1:29.84	242
80HH	14.64	882 w: 2.4
DT	29.38m	681
PV	2.10m	527
JT	FOUL	0
1500	NT	0

Name	Age	Country	Results
9 Bruno Sobrero	ITA	5263	
100	14.39	845 w: NWI	
LJ	4.35m	893 w: 0.6	
SP	9.92m	785	
HJ	1.25m	740	
400	1:17.42	537	
80HH	17.08	606 w: 2.4	
DT	26.12m	589	
PV	1.50m	268	
JT	ND	0	
1500	NT	0	

10 Boo Morcom	USA	5021
100	17.17	434 w: NWI
LJ	3.85m	695 w: 1.2
SP	8.21m	628
HJ	1.28m	785
400	1:31.69	207
80HH	20.66	290 w: 4.3
DT	27.80m	636
PV	2.75m	849
JT	22.82m	497
1500	NT	0

11 Vicente Huici	ESP	4644
100	17.28	420 w: NWI
LJ	3.18m	453 w: 0.8
SP	7.86m	596
HJ	1.04m	472
400	1:17.75	528
80HH	20.85	276 w: 2.4
DT	24.86m	554
PV	1.30m	193
JT	19.18m	396
1500	6:11.15	756

12 Horst Albrecht	GER	4641
100	15.04	738 w: NWI
LJ	4.17m	821 w: 1.0
SP	7.84m	594
HJ	1.16m	619
400	1:22.95	393
80HH	16.26	693 w: 4.3
DT	20.46m	433
PV	1.70m	350
JT	ND	0
1500	NT	0

13 Havard Lund	NOR	4638
100	17.71	368 w: NWI
LJ	3.10m	427 w: 1.9
SP	10.10m	802
HJ	1.28m	785
400	1:43.18	46
80HH	17.64	548 w: 4.3
DT	27.46m	626
PV	1.60m	307
JT	30.96m	729
1500	NT	0

14 Mamoru Ussami	BRA	4383
100	15.31	697 w: NWI
LJ	3.59m	597 w: 0.9
SP	8.39m	645
HJ	1.04m	472
400	1:18.55	506
80HH	18.94	428 w: 2.4
DT	21.62m	465
PV	2.20m	573
JT	ND	0
1500	NT	0

Name	Age	Country	Results
15 Yoshitaka Tatsuta	JPN	4267	
100	16.06	584 w: NWI	
LJ	3.55m	582 w: 1.5	
SP	8.01m	609	
HJ	1.07m	504	
400	1:28.21	274	
80HH	18.19	496 w: 4.3	
DT	21.38m	458	
PV	1.60m	307	
JT	21.22m	453	
1500	NT	0	

16 Jonathan Hutchinson	USA	2815
100	19.39	195 w: NWI
LJ	2.75m	313 w: 1.4
SP	6.53m	475
HJ	NH	0
400	1:33.47	175
80HH	NT	0
DT	22.48m	488
PV	1.80m	391
JT	19.30m	399
1500	7:42.51	379

Weight Pentathlon

1 Erik Eriksson	FIN	4262
HT	34.66m	731
SP	12.31m	1008
DT	28.14m	645
JT	40.68m	1013
WT	14.42m	865

2 Felixs Jekabsons	AUS	4135
HT	40.16m	873
SP	11.97m	976
DT	35.66m	860
JT	25.00m	559
WT	14.46m	867

3 Johannes Visser	RSA	3845
HT	37.02m	792
SP	10.18m	809
DT	31.82m	750
JT	32.20m	765
WT	12.46m	729

4 Arthur Dreher	GER	3783
HT	32.92m	687
SP	10.17m	808
DT	30.76m	720
JT	29.90m	698
WT	14.50m	870

5 Bill Bangert	USA	3673
HT	31.68m	656
SP	11.86m	966
DT	33.86m	809
JT	21.56m	462
WT	13.20m	780

6 Valto Makela	FIN	3624
HT	33.94m	713
SP	11.53m	935
DT	31.26m	734
JT	25.38m	569
WT	11.64m	673

7 Max Carr	NZL	3579
HT	40.72m	887
SP	8.66m	669
DT	26.38m	596
JT	22.82m	497
WT	15.36m	930

8 Havard Lund	NOR	3382
HT	27.46m	549
SP	9.94m	787
DT	27.92m	639
JT	32.20m	765
WT	11.20m	642

Name	Age	Country	Results
9 Charles Covino		USA	3370
HT	30.58m		628
SP	10.57m		846
DT	29.54m		685
JT	25.68m		578
WT	11.06m		633
10 Alfio Surza		ITA	3324
HT	39.58m		858
SP	8.19m		626
DT	27.28m		622
JT	26.90m		613
WT	10.64m		605
11 Kristian Kjaer		DEN	3319
HT	33.46m		701
SP	9.72m		767
DT	29.58m		686
JT	20.88m		443
WT	12.36m		722
12 Marcel Batby		FRA	3297
HT	37.90m		815
SP	9.36m		734
DT	32.62m		773
JT	17.34m		345
WT	11.02m		630
13 Kurt Herrmann		GER	3181
HT	36.38m		776
SP	8.17m		624
DT	23.00m		503
JT	22.90m		499
WT	13.18m		779
14 Peder Nielsen		CAN	2961
HT	26.22m		518
SP	8.06m		614
DT	31.10m		729
JT	20.30m		427
WT	11.64m		673
15 Jacob Stein		USA	2865
HT	25.38m		497
SP	7.65m		577
DT	29.02m		671
JT	29.76m		694
WT	8.00m		426
16 Siegfried Straube		GER	2393
HT	18.20m		318
SP	8.01m		609
DT	22.32m		484
JT	24.22m		537
WT	8.30m		445
17 Zenjiro Nakashio		JPN	2359
HT	22.60m		427
SP	8.89m		690
DT	23.02m		503
JT	16.14m		313
WT	8.02m		426
18 Andre Pierre Gaboret		FRA	2169
HT	21.54m		401
SP	7.01m		519
DT	23.24m		509
JT	17.38m		346
WT	7.52m		394

Cross Country

1 Rune Bergman	70	SWE	43:20
2 John Keston	70	USA	44:28
3 Heinrich Gutbier	71	GER	45:22
4 John Eccles	70	NZL	45:50
5 Walter Sauerwein	70	GER	46:15
6 Kurt Gelbhaar	72	CAN	46:52
7 Jim O'Neil	70	USA	47:03
8 Gunnar Lotsberg	70	SWE	47:23
9 Gordon McKeown	71	AUS	49:12
10 Adriano Gomes	71	POR	49:50
11 Lage Carlson	70	SWE	50:25

Name	Age	Country	Results
12 John Houlden	71	CAN	50:57
13 Walther Bendandi	70	ITA	51:44
14 Edward V. Buckley	73	USA	52:26
15 Yip Lun Ming	73	HKG	52:30
16 Josef Bruhin	70	SUI	52:32
17 Idris Jones	71	NZL	52:45
18 Peter A. Fellowes	70	CAN	53:44
19 Alfredo Morgado	70	POR	53:51
20 James Johnston	72	GBR	53:51
21 Allen Tyson	70	AUS	54:32
22 Robert McIntyre	74	USA	56:00
23 Lai-Te Huang	70	TPE	56:19
24 Antonio Rodrigues	73	POR	56:34
25 Andre Suhard	71	FRA	58:08
26 Nick Corish	70	IRL	58:31
27 Leo Thiel	71	GER	58:57
28 Jim Sinclair	70	AUS	1:01:25
29 Francois Genadry	72	LIB	1:02:52
30 Mel Munro	70	NZL	1:04:39
31 Murray McRae	72	NZL	1:05:06
32 Hung-Nien Peng	74	TPE	1:06:19
33 Don Farquharson	70	CAN	1:06:22
34 Edward Vivancos	74	CAN	1:06:46
35 Georges Damloup	71	FRA	1:08:38
36 Gerardo Rivello	71	AUS	1:11:44
37 Lowell Russell	71	USA	1:16:34
38 Jim Glasco	70	USA	1:17:48

Cross Country Team

1 Sweden	2:21:08
Rune Bergman	43:20
Gunnar Lotsberg	47:23
Lage Carlson	50:25
2 United States	2:23:57
John Keston	44:28
Jim O'Neil	47:03
Edward V. Buckley	52:26
3 Germany	2:30:34
Heinrich Gutbier	45:22
Walter Sauerwein	46:15
Leo Thiel	58:57
4 Canada	2:31:33
Kurt Gelbhaar	46:52
John Houlden	50:57
Peter A. Fellowes	53:44
5 Portugal	2:40:15
Adriano Gomes	49:50
Alfredo Morgado	53:51
Antonio Rodrigues	56:34
M	70
6 New Zealand	2:43:14
John Eccles	45:50
Idris Jones	52:45
Mel Munro	1:04:39
7 Australia	2:45:09
Gordon McKeown	49:12
Allen Tyson	54:32
Jim Sinclair	1:01:25

20 km Road Walk

1 Robert Mimm	70	USA	2:10:12
2 Len Cro	72	GBR	2:10:20
3 Carlo Bomba	73	ITA	2:12:15
4 Ake Lundstrom	71	SWE	2:16:46
5 Emile Jomaine	70	FRA	2:18:42
6 Erik Johansson	70	USA	2:21:43
7 Mel Lees	72	USA	2:26:03
8 Masashi Noritake	71	USA	2:26:47
9 Len Scheer	70	USA	2:32:34
10 Jorge Newbery	74	ARG	2:34:28
11 Jim Brown	70	USA	2:35:49
12 Jack Hunter	72	USA	2:40:11
13 Ralph Driscoll	71	USA	2:41:35
14 Dan MARzano	72	USA	3:11:41

Name	Age	Country	Results
20 km Road Walk Team			
1 United States			6:57:58
Robert Mimm			2:10:12
Erik Johansson			2:21:43
Mel Lees			2:26:03

Marathon

1 Heinrich Gutbier	71	GER	3:32:21
2 Anthony Napoli	74	USA	3:32:50
3 Teuri Raevaara	71	FIN	3:36:19
4 Reginald Fernyhough	71	GBR	3:54:40
5 Josef Bruhin	70	SUI	4:02:14
6 James Johnston	72	GBR	4:02:41
7 Kristian Skarsvag	72	NOR	4:13:15
8 Phil Mongillo	70	USA	4:13:26
9 Alfredo Morgado	70	POR	4:14:41
10 Yip Lun Ming	73	HKG	4:19:07
11 A-Chun Lee	73	TPE	4:19:39
12 Joseph Endrizzi	74	FRA	4:24:01
13 Donald McWilliams	71	USA	4:24:14
14 Fumiya Takuma	74	JPN	4:29:03
15 Desideri Valdes Alcantar	72	MEX	4:34:21
16 Leo Thiel	71	GER	5:06:24
17 Lai-Te Huang	70	TPE	5:13:15
18 Georges Damloup	71	FRA	5:23:52
19 Ernst Gunkel	70	GER	5:30:09
20 Jim Sinclair	70	AUS	5:39:52
21 Don McNelly	74	USA	5:41:04

Marathon Team

1 United States	12:10:30
Anthony Napoli	3:32:50
Phil Mongillo	4:13:26
Donald McWilliams	4:24:14
2 Germany	14:08:54
Heinrich Gutbier	3:32:21
Leo Thiel	5:06:24
Ernst Gunkel	5:30:09

MEN 75

100 Meter Dash

HEATS

Heat 1 Wind Reading: 2.7			
1 Giuseppe Marabotti	79	ITA	14.38
2 Ed Matthews	75	USA	15.03
3 Aate Lehtimaki	76	FIN	15.93
4 Yoshio Matoba	75	JPN	15.99
5 Angelo Oliver	75	USA	17.39
6 Leo McEvoy	75	USA	18.77
Heat 2 Wind Reading: 2.0			
1 Ugo Sansonetti	76	ITA	14.37
2 Milton Silverstein	75	USA	14.49
3 Roderick Parker	76	USA	14.66
4 Leicester Farmer	75	USA	15.38
5 Einar Flydahl	79	NOR	16.85
6 Ted T. Yenari	75	USA	16.90
7 Ching-Chih Lin	76	TPE	17.01
Heat 3 Wind Reading: NW1			
1 Walter Rennschuh	76	GER	15.29
2 Alvin Monen	76	GBR	15.66
3 Cecil Paul	75	CAN	15.84
4 Chzisanthos Bilioyhtsx	79	GRE	16.57
5 Gorkal S. Moorthy	76	IND	17.16

Heat 4 Wind Reading: 2.5			
1 Bill Weinacht	78	USA	14.62
2 Friedrich Meyer	78	GER	14.90
3 Art Obokata	76	CAN	15.75
4 Francisco Colon	79	PUR	17.08
5 Albert Fairchild	77	USA	17.51
6 Antonio Echeverri Arang	78	COL	18.41

Name	Age	Country	Results
FINAL			
Wind Reading: -3.0			
1 Ugo Sansonetti	76	ITA	14.89
2 Giuseppe Marabotti	79	ITA	15.01
3 Milton Silverstein	75	USA	15.02
4 Roderick Parker	76	USA	15.07
5 Bill Weinacht	78	USA	15.32
6 Friedrich Meyer	78	GER	15.63
7 Ed Matthews	75	USA	15.88
8 Walter Rennschuh	76	GER	16.17

200 Meter Dash

HEATS

Heat 1 Wind Reading: -5.0			
1 Milton Silverstein	75	USA	31.62
2 Roderick Parker	76	CAN	31.66
3 Friedrich Meyer	78	GER	33.96
4 Chzisanthos Bilioyhtsx	79	GRE	35.72
5 Ching-Chih Lin	76	TPE	36.87
6 Antonio Echeverri Arang	78	COL	39.81
Heat 2 Wind Reading: -6.5			
1 Ugo Sansonetti	76	ITA	32.29
2 Art Obokata	76	CAN	35.27
3 Cecil Paul	75	CAN	35.79
4 Gorkal S. Moorthy	76	IND	37.85
5 Einar Flydahl	79	NOR	38.23
Heat 3 Wind Reading: -4.0			
1 Giuseppe Marabotti	79	ITA	32.67
2 Ed Matthews	75	USA	32.84
3 John Means	75	USA	34.69
4 Yoshio Matoba	75	JPN	35.00
5 Alvin Monen	76	GBR	36.88
6 Swaransingh Sohal	78	IND	40.94

FINAL			
Wind Reading: -5.1			
1 Milton Silverstein	75	USA	31.34
2 Roderick Parker	76	USA	31.59
3 Giuseppe Marabotti	79	ITA	31.84
4 Ed Matthews	75	USA	32.72
5 Friedrich Meyer	78	GER	33.78
6 Art Obokata	76	CAN	34.42
7 John Means	75	USA	34.71

400 Meter Dash

HEATS

Heat 1			
1 John Alexander	75	USA	1:12.61
2 John Means	75	USA	1:23.09
3 Swaransingh Sohal	78	IND	1:26.13
4 Gorkal S. Moorthy	76	IND	1:26.25
5 Antonio Echeverri Arang	78	COL	1:27.26
6 Aimo Virolainen	75	FIN	1:28.16
Heat 2			
1 Roderick Parker	76	USA	1:11.76
2 Bob Matteson	79	USA	1:20.00
3 Jack Stevens	78	AUS	1:23.33
4 Chzisanthos Bilioyhtsx	79	GRE	1:24.53
5 Eugen Eble	78	GER	1:19.61
6 Cameron Hutcheson	75	USA	1:38.12

FINAL			
1 John Alexander	75	USA	1:09.23
2 Roderick Parker	76	USA	1:10.68
3 Bob Matteson	79	USA	1:18.79
4 John Means	75	USA	1:19.61
5 Chzisanthos Bilioyhtsx	79	GRE	1:22.41
6 Jack Stevens	78	AUS	1:22.85
7 Gorkal S. Moorthy	76	IND	1:23.12
8 Swaransingh Sohal	78	IND	1:29.46

Name	Age	Country	Results	Name	Age	Country	Results	Name	Age	Country	Results	Name	Age	Country	Results
800 Meter Run				9 Casimiro Cardoso 77 POR 55:17.06				2 Australia 6:21.04				12 Gordon Nordgren 76 USA 8.90m			
HEATS				10 Gosta Andersson 75 SWE 56:45.71				Leonard Foulser 80				13 Mart Neumann 75 EST 8.83m			
Heat 1				11 Les Leyland 78 CAN 59:37.37				Andy Smith 80				14 Kurt Werner 76 GER 8.80m			
1 Emiel Pauwels 76 BEL 2:59.89				12 Eugen Eble 78 GER 1:00:22.10				Jack Stevens 78				15 Cameron Hutcheson 75 USA 8.75m			
2 Joseph Botha 75 RSA 3:00.83				13 Manuel Paiva 77 POR 1:06:14.70				George McGrath 75				16 Theo Presser 77 GER 8.74m			
3 Antonio Echeverri 78 COL 3:25.64				14 Alberto Costa 76 CHI 1:07:39.60				Germany 6:32.11				17 Roy Foley 78 AUS 8.69m			
4 Jack Stevens 78 AUS 3:28.97				15 Denman Stanfield 76 USA 1:09:18.00				Eduard Pfanzelt 83				18 Ernesto Gundlach 77 CHI 8.05m			
5 Danforth Geer 75 USA 3:36.16				- Emiel Pauwels 76 BEL DNF				Gerhard Theune 82				19 Angelo Oliver 75 USA 8.01m			
Heat 2				5,000 Meter Race Walk				Otto Ludzuweit 78				20 Osmo Hiekkänen 79 FIN 7.67m			
1 Bob Matteson 79 USA 3:12.70				FINAL				Eugen Eble 78				21 Chisanthos Biliorystx 79 GRE 7.53m			
2 Otto Ludzuweit 78 GER 3:13.77				1 Reidar Jordell 77 NOR 33:17.05				Etto Ludzuweit 78				22 Robert Stone 75 USA 6.13m			
3 George McGrath 75 AUS 3:14.18				2 Tim Dyas 75 USA 33:19.34				High Jump				Discus Throw 1 kg			
4 Aimo Virolainen 75 FIN 3:15.17				3 Herb Appell 76 USA 33:20.17				FINAL				FINAL			
5 Eugen Eble 78 GER 3:38.01				4 Bill Tallmadge 79 USA 34:12.99				1 Takuro Miura 77 JPN 1.26m				1 Ola Gjøl 75 NOR 38.06m			
FINAL				5 Joseph Bouillon 76 FRA 34:18.24				2 Orval Gillett 76 USA 1.26m				2 Philipp Frech 75 GER 37.46m			
1 Joseph Botha 75 RSA 2:59.57				6 Paul Geyer 75 USA 34:34.51				3 Emmerich Zensch 75 AUT 1.22m				3 Taavi Tulonen 75 FIN 35.98m			
2 Emiel Pauwels 76 BEL 3:01.57				7 Herman Arrow 75 USA 35:58.17				4 Hilton Lewis 76 GUY 1.18m				4 Hans Bitter 75 GER 34.32m			
3 Otto Ludzuweit 78 GER 3:06.38				8 Rowland Rogers 75 RSA 36:32.83				5 J. Burl Gist 75 USA 1.18m				5 Norbert Barth 75 GER 33.56m			
4 George McGrath 75 AUS 3:06.50				9 Richard Stark 78 USA 37:08.44				6 Reino Taskinen 79 FIN 1.18m				6 Roy Foley 78 AUS 31.72m			
5 Aimo Virolainen 75 FIN 3:14.09				10 Alberto Costa 76 CHI 37:34.35				7 Philipp Frech 75 GER 1.14m				7 Adolf Koch 78 GER 31.38m			
6 Bob Matteson 79 USA 3:23.85				11 Toivo Laine 79 FIN 41:19.06				8 Juan Fabre 77 ARG 1.14m				8 Erling Svennevik 76 NOR 31.26m			
7 Antonio Echeverri 78 COL 3:34.85				12 Heinz Mighofer 77 GER 41:33.14				9 Erling Svennevik 76 NOR 1.10m				9 Thomas McDermott 77 USA 29.32m			
8 Jack Stevens 78 AUS 3:37.82				13 Gaston Enault 78 FRA 41:34.75				10 Jitsunobu Igi 76 BRA 1.02m				10 Erwin Ludwig 75 GER 29.04m			
1,500 Meter Run				14 Robert Mulliken 79 USA 44:00.91				Pole Vault				11 Erwin Becker 75 GER 28.02m			
FINAL				- Joe Burke 76 USA DQ				FINAL				12 Ilmari Liitia 75 FIN 26.50m			
1 Daniel Bulkley 78 USA 5:58.99				80 Meter High Hurdles 30"				1 Willy Finnanger 77 NOR 2.10m				13 Mart Neumann 75 EST 26.22m			
2 Emiel Pauwels 76 BEL 6:00.16				FINAL				2 James Vernon 78 USA 2.10m				14 John Hagemann 77 USA 25.50m			
3 Joseph Botha 75 RSA 6:01.49				Wind Reading: -6.0				3 Armando Ricciardi 75 USA 2.00m				15 Gordon Nordgren 76 USA 24.98m			
4 Otto Ludzuweit 78 GER 6:11.16				1 Daniel Bulkley 78 USA 17.05				4 Ted T. Yenari 75 USA 1.90m				16 Frederico Hochstatter 76 BRA 24.96m			
5 Aimo Virolainen 75 FIN 6:27.79				2 Fernando Ferreira 76 POR 17.09				Long Jump				17 Aleksanders Upmalis 77 CAN 23.90m			
6 George McGrath 75 AUS 6:30.02				3 Reino Taskinen 79 FIN 19.43				FINAL				18 Armando Ricciardi 75 USA 22.30m			
7 Tsan-Hsun Wang 76 TPE 6:32.55				4 Armando Ricciardi 75 USA 21.07				1 Arr Obokata 76 CAN 4.02m 2.6				19 Ernesto Gundlach 77 CHI 21.56m			
8 Jan Verloop 77 NED 6:34.60				300 Meter Int Hurdles 30"				2 Giuseppe Marabotti 79 ITA 3.98m 1.3				20 Osmo Hiekkänen 79 FIN 21.40m			
9 Swaransingh Sohal 78 IND 6:57.69				FINAL				3 Aate Lehtimäki 76 FIN 3.97m 2.6				21 Arend Zwanefeld 75 GER 21.14m			
10 Eugen Eble 78 GER 7:02.49				1 Daniel Bulkley 78 USA 58.48				4 Hilton Lewis 76 GUY 3.96m 2.6				22 Kurt Werner 76 GER 20.14m			
11 William Morris 75 IRL 7:08.17				2 Reino Taskinen 79 FIN 1:07.17				5 Adolf Koch 78 GER 3.84m 2.2				23 Walter Kellner 76 GER 16.46m			
12 Andre Osselaer 79 BEL 7:11.61				3 Fernando Ferreira 76 POR 1:08.91				6 Masato Inoue 76 JPN 3.64m 2.3				24 Eugen Eble 78 GER 15.72m			
13 Bob Matteson 79 USA 7:16.60				4 Willy Finnanger 77 NOR 1:18.77				7 Einar Flydahl 79 NOR 3.58m 2.1				25 Robert Stone 75 USA 14.28m			
14 Antonio Echeverri 78 COL 7:24.92				2,000 Meter Steeplechase				8 Walter Rennschuh 76 GER 3.49m 2.0				- Cameron Hutcheson 75 USA FOUL			
15 Alberto Costa 76 CHI 7:58.52				FINAL				9 Friedrich Meyer 78 GER 3.32m 1.9				Hammer Throw 4 kg			
5,000 Meter Run				1 Daniel Bulkley 78 USA 10:47.52				10 Hans Bitter 75 GER 3.28m 1.4				FINAL			
FINAL				2 Emiel Pauwels 76 BEL 11:09.23				11 Robert P. Sorlien 78 USA 3.14m 2.3				1 Erling Svennevik 76 NOR 37.54m			
1 Joseph Botha 75 RSA 22:53.38				3 Takuro Miura 77 JPN 12:43.29				12 Armando Ricciardi 75 USA 2.92m 1.8				2 Roy Foley 78 AUS 35.10m			
2 Aimo Virolainen 75 FIN 23:33.75				4x100 Meter Relay				- Francisco Colon 79 PUR NWI				3 Thomas McDermott 77 USA 34.56m			
3 Emiel Pauwels 76 BEL 23:42.02				1 Germany 1:03.36				Triple Jump				4 Ilmari Liitia 75 FIN 34.24m			
4 Nathaniel White 76 USA 23:56.48				Friedrich Meyer 78				FINAL				5 Erwin Ludwig 75 GER 32.88m			
5 Torgeir Stein 75 NOR 24:04.10				Friedrich-E Mahlo 83				1 Aate Lehtimäki 76 FIN 8.31m 1.6				6 Aleksanders Upmalis 77 CAN 24.72m			
6 Otto Ludzuweit 78 GER 24:21.44				Adolf Koch 78				2 Masato Inoue 76 JPN 8.30m 1.6				7 Ernesto Gundlach 77 CHI 23.88m			
7 Tsan-Hsun Wang 76 TPE 24:47.56				Walter Rennschuh 76				3 Charles Mercurio 75 USA 7.80m 3.0				8 Gordon Nordgren 76 USA 22.86m			
8 Andre Osselaer 79 BEL 25:09.08				2 United States 1:06.32				4 Reino Taskinen 79 FIN 7.73m -2.3				9 Mart Neumann 75 EST 22.54m			
9 William Morris 75 IRL 25:25.76				Daniel Bulkley 78				5 Robert P. Sorlien 78 USA 7.60m 2.7				10 Antonio Echeverri 78 COL 20.16m			
10 Casimiro Cardoso 77 POR 26:15.74				Angelo Oliver 75				6 Juan Fabre 77 ARG 6.80m 1.6				11 Robert Stone 75 USA 16.24m			
11 Alois Bucher 76 SUI 27:21.38				Leicester Farmer 75				Shot Put 4 kg				FINAL			
12 Danforth Geer 75 USA 27:32.17				Roderick Parker 76				FINAL				1 Norbert Barth 75 GER 36.66m			
13 Elef Vacratsis 75 CAN 29:58.56				- Australia DQ				1 Ilmari Liitia 75 FIN 12.47m				2 Paavo Saiminen 75 FIN 33.22m			
14 Manuel Paiva 77 POR 30:21.62				Leonard Foulser 80				2 Erwin Becker 75 GER 12.44m				3 Adolf Koch 78 GER 32.64m			
10,000 Meter Run				Andy Smith 80				3 Donald Cumley 75 USA 11.97m				4 Eduards Purgalis 78 CAN 31.32m			
FINAL				Jack Stevens 78				4 Hans Bitter 75 GER 11.74m				5 Walter Rennschuh 76 GER 28.82m			
1 Aimo Virolainen 75 FIN 47:43.15				George McGrath 75				5 Erwin Ludwig 75 GER 11.33m				6 Erwin Ludwig 75 GER 26.84m			
2 Joseph Botha 75 RSA 48:40.10				4x400 Meter Relay				6 Erling Svennevik 76 NOR 10.93m				7 Gordon Nordgren 76 USA 25.98m			
3 Tsan-Hsun Wang 76 TPE 50:33.56				1 United States 5:13.02				7 Taavi Tulonen 75 FIN 10.60m				8 Theo Presser 77 GER 20.44m			
4 Nathaniel White 76 USA 50:45.33				Roderick Parker 76				8 Hans Kalupke 75 GER 10.19m				9 Mart Neumann 75 EST 20.38m			
5 Otto Ludzuweit 78 GER 51:20.76				Bob Matteson 79				9 Ola Gjøl 75 NOR 10.04m				10 Cameron Hutcheson 75 USA 18.18m			
6 Andre Osselaer 79 BEL 51:30.77				Daniel Bulkley 78				10 Lembit Saar 76 CAN 9.94m				11 Angelo Oliver 75 USA 16.50m			
7 Austin Newman 79 USA 54:31.24				John Alexander 75				11 Aleksanders Upmalis 77 CAN 9.29m				12 Albert Fairchild 77 USA 15.88m			
8 William Morris 75 IRL 55:04.61												13 Ernesto Gundlach 77 CHI 15.26m			
												- Francisco Colon 79 PUR ND			

Name	Age	Country	Results	Name	Age	Country	Results	Name	Age	Country	Results	Name	Age	Country	Results																																																																																																																																																																																																																																																																																																																																																																																																																																																																																																																																																																																																																																																																																																																																																																																																																																																																								
Decathlon																																																																																																																																																																																																																																																																																																																																																																																																																																																																																																																																																																																																																																																																																																																																																																																																																																																																																							
Adolf Koch		GER	6148	7 Jitsunobu Igi		BRA	1812	11 Kurt Werner		GER	2342	3 Gosta Andersson	75	SWE	4:44:32																																																																																																																																																																																																																																																																																																																																																																																																																																																																																																																																																																																																																																																																																																																																																																																																																																																																								
100	16.50	643	w: NWI	100	25.50	0	w: NWI	HT	20.82m	440		4 Tsan-Hsun Wang	76	TPE	4:46:43																																																																																																																																																																																																																																																																																																																																																																																																																																																																																																																																																																																																																																																																																																																																																																																																																																																																								
LJ	3.94m	840	w: 1.5	LJ	2.34m	242	w: 1.5	SP	8.73m	768		5 Ricardo Ciapparelli	76	ARG	4:46:54																																																																																																																																																																																																																																																																																																																																																																																																																																																																																																																																																																																																																																																																																																																																																																																																																																																																								
SP	9.49m	846		SP	7.55m	647		DT	20.70m	505		6 Edmund Vuolo	79	USA	5:41:27																																																																																																																																																																																																																																																																																																																																																																																																																																																																																																																																																																																																																																																																																																																																																																																																																																																																								
HJ	1.11m	636		HJ	1.02m	512		JT	13.84m	288		Marathon Team																																																																																																																																																																																																																																																																																																																																																																																																																																																																																																																																																																																																																																																																																																																																																																																																																																																																											
400	1:32.31	304		400	DNF	0		WT	6.24m	341		United States 17:06:23																																																																																																																																																																																																																																																																																																																																																																																																																																																																																																																																																																																																																																																																																																																																																																																																																																																																											
HURDLE	19.73	502	w: NWI	HURDLE	NT	0		12 Armando Ricciardi				USA 2261																																																																																																																																																																																																																																																																																																																																																																																																																																																																																																																																																																																																																																																																																																																																																																																																																																																																											
DT	31.82m	855		DT	17.62m	411		HT	FOUL	0		Dudley Healy			5:01:38																																																																																																																																																																																																																																																																																																																																																																																																																																																																																																																																																																																																																																																																																																																																																																																																																																																																								
PV	1.90m	498		PV	NH	0		SP	7.45m	636		Edmund Vuolo			5:41:27																																																																																																																																																																																																																																																																																																																																																																																																																																																																																																																																																																																																																																																																																																																																																																																																																																																																								
JT	29.96m	786		JT	FOUL	0		DT	24.04m	608		Sam Gadless			6:23:18																																																																																																																																																																																																																																																																																																																																																																																																																																																																																																																																																																																																																																																																																																																																																																																																																																																																								
1500	9:01.97	238		1500	DNF	0		JT	19.30m	452		MEN 80																																																																																																																																																																																																																																																																																																																																																																																																																																																																																																																																																																																																																																																																																																																																																																																																																																																																											
Weight Pentathlon																																																																																																																																																																																																																																																																																																																																																																																																																																																																																																																																																																																																																																																																																																																																																																																																																																																																																							
Takuro Miura		JPN	5607	1 Ilmari Laitia		FIN	4287	13 Theo Presser				GER 2044																																																																																																																																																																																																																																																																																																																																																																																																																																																																																																																																																																																																																																																																																																																																																																																																																																																																											
100	16.77	605	w: NWI	HT	32.86m	778		HT	19.20m	395		100 Meter Dash																																																																																																																																																																																																																																																																																																																																																																																																																																																																																																																																																																																																																																																																																																																																																																																																																																																																											
LJ	3.53m	668	w: 2.2	SP	12.25m	1133		SP	8.61m	755		HEATS																																																																																																																																																																																																																																																																																																																																																																																																																																																																																																																																																																																																																																																																																																																																																																																																																																																																											
SP	7.92m	684		DT	28.58m	751		DT	18.76m	446		Heat 1 Wind Reading: 1.7																																																																																																																																																																																																																																																																																																																																																																																																																																																																																																																																																																																																																																																																																																																																																																																																																																																																											
HJ	1.29m	896		JT	28.26m	732		JT	FOUL	0		1 Giichi Suda 82 JPN 15.83																																																																																																																																																																																																																																																																																																																																																																																																																																																																																																																																																																																																																																																																																																																																																																																																																																																																											
400	1:28.09	395		WT	13.72m	893		WT	7.72m	448		2 Yoshio Okazaki 81 JPN 16.47																																																																																																																																																																																																																																																																																																																																																																																																																																																																																																																																																																																																																																																																																																																																																																																																																																																																											
HURDLE	20.83	411	w: NWI	2 Erling Svennevik				NOR 4146				3 Bert Morrow 82 USA 17.60																																																																																																																																																																																																																																																																																																																																																																																																																																																																																																																																																																																																																																																																																																																																																																																																																																																																											
DT	17.02m	393		HT	36.86m	892		HT	14.94m	279		4 Fumitaka Yamada 80 JPN 18.04																																																																																																																																																																																																																																																																																																																																																																																																																																																																																																																																																																																																																																																																																																																																																																																																																																																																											
PV	2.00m	549		SP	10.70m	971		SP	5.97m	486		5 Howard West 82 CAN 19.50																																																																																																																																																																																																																																																																																																																																																																																																																																																																																																																																																																																																																																																																																																																																																																																																																																																																											
JT	21.76m	528		DT	29.94m	794		DT	15.24m	340		- Angelos Anastasiadis 81 GRE NT																																																																																																																																																																																																																																																																																																																																																																																																																																																																																																																																																																																																																																																																																																																																																																																																																																																																											
1500	7:45.34	478		JT	23.86m	593		JT	13.36m	273		Heat 2 Wind Reading: 1.8																																																																																																																																																																																																																																																																																																																																																																																																																																																																																																																																																																																																																																																																																																																																																																																																																																																																											
Philipp Frech		GER	5389	WT	13.76m	896		WT	6.58m	366		1 Giovanni Di Guardo 80 ITA 16.34																																																																																																																																																																																																																																																																																																																																																																																																																																																																																																																																																																																																																																																																																																																																																																																																																																																																											
100	16.45	649	w: NWI	3 Norbert Barth				GER 4099				2 Yuichi Tateishi 82 JPN 16.65																																																																																																																																																																																																																																																																																																																																																																																																																																																																																																																																																																																																																																																																																																																																																																																																																																																																											
LJ	3.47m	644	w: 0.9	HT	30.00m	697		HT	14.94m	279		3 Moises Zamorano 83 CHI 17.25																																																																																																																																																																																																																																																																																																																																																																																																																																																																																																																																																																																																																																																																																																																																																																																																																																																																											
SP	9.75m	873		SP	9.45m	842		SP	5.97m	486		4 Herman Mlotek 82 USA 18.47																																																																																																																																																																																																																																																																																																																																																																																																																																																																																																																																																																																																																																																																																																																																																																																																																																																																											
HJ	1.14m	679		DT	32.62m	881		DT	15.24m	340		5 Sajjan Singh 84 IND 18.93																																																																																																																																																																																																																																																																																																																																																																																																																																																																																																																																																																																																																																																																																																																																																																																																																																																																											
400	1:46.61	77		JT	34.64m	936		JT	13.36m	273		6 Andy Smith 80 AUS 19.81																																																																																																																																																																																																																																																																																																																																																																																																																																																																																																																																																																																																																																																																																																																																																																																																																																																																											
HURDLE	19.55	517	w: NWI	WT	11.72m	743		WT	6.58m	366		7 Patrick Whelan 83 IRL 21.40																																																																																																																																																																																																																																																																																																																																																																																																																																																																																																																																																																																																																																																																																																																																																																																																																																																																											
DT	33.06m	895		4 Erwin Ludwig				GER 3564				FINAL																																																																																																																																																																																																																																																																																																																																																																																																																																																																																																																																																																																																																																																																																																																																																																																																																																																																											
PV	1.60m	357		HT	29.78m	691		HT	14.94m	279		Wind Reading: -2.1																																																																																																																																																																																																																																																																																																																																																																																																																																																																																																																																																																																																																																																																																																																																																																																																																																																																											
JT	24.30m	607		SP	11.47m	1052		SP	5.97m	486		1 Giichi Suda 82 JPN 16.06																																																																																																																																																																																																																																																																																																																																																																																																																																																																																																																																																																																																																																																																																																																																																																																																																																																																											
1500	0:09.58	91		DT	21.82m	539		DT	15.24m	340		2 Giovanni Di Guardo 80 ITA 16.47																																																																																																																																																																																																																																																																																																																																																																																																																																																																																																																																																																																																																																																																																																																																																																																																																																																																											
Ugo Sansonetti		ITA	5063	JT	23.50m	582		JT	13.36m	273		3 Yoshio Okazaki 81 JPN 16.57																																																																																																																																																																																																																																																																																																																																																																																																																																																																																																																																																																																																																																																																																																																																																																																																																																																																											
100	14.82	901	w: NWI	WT	11.14m	700		WT	6.58m	366		4 Yuichi Tateishi 82 JPN 17.09																																																																																																																																																																																																																																																																																																																																																																																																																																																																																																																																																																																																																																																																																																																																																																																																																																																																											
LJ	3.62m	704	w: 0.5	5 Roy Foley				AUS 3406				5 Moises Zamorano 83 CHI 17.70																																																																																																																																																																																																																																																																																																																																																																																																																																																																																																																																																																																																																																																																																																																																																																																																																																																																											
SP	6.43m	533		HT	33.12m	785		HT	14.94m	279		6 Bert Morrow 82 USA 18.16																																																																																																																																																																																																																																																																																																																																																																																																																																																																																																																																																																																																																																																																																																																																																																																																																																																																											
HJ	1.14m	679		SP	8.65m	759		SP	5.97m	486		7 Herman Mlotek 82 USA 18.63																																																																																																																																																																																																																																																																																																																																																																																																																																																																																																																																																																																																																																																																																																																																																																																																																																																																											
400	1:16.74	693		DT	29.22m	771		DT	15.24m	340		8 Fumitaka Yamada 80 JPN 18.98																																																																																																																																																																																																																																																																																																																																																																																																																																																																																																																																																																																																																																																																																																																																																																																																																																																																											
HURDLE	18.95	572	w: NWI	JT	17.10m	385		JT	13.36m	273		200 Meter Dash																																																																																																																																																																																																																																																																																																																																																																																																																																																																																																																																																																																																																																																																																																																																																																																																																																																																											
DT	14.20m	309		WT	11.22m	706		WT	6.58m	366		HEATS																																																																																																																																																																																																																																																																																																																																																																																																																																																																																																																																																																																																																																																																																																																																																																																																																																																																											
PV	NH	0		6 Eduards Purgalis				CAN 3182				Heat 1 Wind Reading: -0.9																																																																																																																																																																																																																																																																																																																																																																																																																																																																																																																																																																																																																																																																																																																																																																																																																																																																											
JT	8.42m	131		HT	25.02m	557		HT	14.94m	279		1 Antonio Ant. da																																																																																																																																																																																																																																																																																																																																																																																																																																																																																																																																																																																																																																																																																																																																																																																																																																																																											
1500	7:28.35	541		SP	8.93m	788		SP	5.97m	486		Fonseca 80 BRA 34.89																																																																																																																																																																																																																																																																																																																																																																																																																																																																																																																																																																																																																																																																																																																																																																																																																																																																											
Juan Fabre		ARG	4310	DT	22.52m	561		DT	15.24m	340		2 Giovanni Di Guardo 80 ITA 35.11																																																																																																																																																																																																																																																																																																																																																																																																																																																																																																																																																																																																																																																																																																																																																																																																																																																																											
100	18.55	380	w: NWI	JT	28.42m	737		JT	13.36m	273		3 Milo Lightfoot 81 USA 38.32																																																																																																																																																																																																																																																																																																																																																																																																																																																																																																																																																																																																																																																																																																																																																																																																																																																																											
LJ	3.52m	664	w: 1.5	WT	8.96m	539		WT	6.58m	366		4 Herman Mlotek 82 USA 41.55																																																																																																																																																																																																																																																																																																																																																																																																																																																																																																																																																																																																																																																																																																																																																																																																																																																																											
SP	7.10m	600		7 Friedrich Meyer				GER 2953				5 Angelos Anastasiadis 81 GRE 42.40																																																																																																																																																																																																																																																																																																																																																																																																																																																																																																																																																																																																																																																																																																																																																																																																																																																																											
HJ	1.17m	723		HT	23.36m	510		HT	14.94m	279		Heat 2 Wind Reading: -4.2																																																																																																																																																																																																																																																																																																																																																																																																																																																																																																																																																																																																																																																																																																																																																																																																																																																																											
400	1:39.68	170		SP	8.82m	777		SP	5.97m	486		1 Giichi Suda 82 JPN 35.96																																																																																																																																																																																																																																																																																																																																																																																																																																																																																																																																																																																																																																																																																																																																																																																																																																																																											
HURDLE	20.73	419	w: NWI	DT	24.46m	621		DT	15.24m	340		2 Moises Zamorano 83 CHI 36.36																																																																																																																																																																																																																																																																																																																																																																																																																																																																																																																																																																																																																																																																																																																																																																																																																																																																											
DT	22.30m	554		JT	18.28m	421		JT	13.36m	273		3 Yoshio Okazaki 81 JPN 37.32																																																																																																																																																																																																																																																																																																																																																																																																																																																																																																																																																																																																																																																																																																																																																																																																																																																																											
PV	1.20m	189		WT	10.12m	624		WT	6.58m	366		4 Fumitaka Yamada 80 JPN 40.71																																																																																																																																																																																																																																																																																																																																																																																																																																																																																																																																																																																																																																																																																																																																																																																																																																																																											
JT	15.12m	326		8 Aleksandrs Upmalis				CAN 2923				5 Eduard Pfanzelt 83 GER 41.31																																																																																																																																																																																																																																																																																																																																																																																																																																																																																																																																																																																																																																																																																																																																																																																																																																																																											
1500	8:44.88	285		HT	25.92m	582		HT	14.94m	279		6 Andy Smith 80 AUS 41.39																																																																																																																																																																																																																																																																																																																																																																																																																																																																																																																																																																																																																																																																																																																																																																																																																																																																											
Armando Ricciardi		USA	3635	SP	9.05m	801		SP	5.97m	486		FINAL																																																																																																																																																																																																																																																																																																																																																																																																																																																																																																																																																																																																																																																																																																																																																																																																																																																																											
100	20.04	229	w: NWI	DT	24.22m	614		DT	15.24m	340		Wind Reading: 0.5																																																																																																																																																																																																																																																																																																																																																																																																																																																																																																																																																																																																																																																																																																																																																																																																																																																																											
LJ	2.69m	354	w: 0.9	JT	15.62m	341		JT	13.36m	273		1 Giichi Suda 82 JPN 34.05																																																																																																																																																																																																																																																																																																																																																																																																																																																																																																																																																																																																																																																																																																																																																																																																																																																																											
SP	8.12m	705		WT	9.58m	585		WT	6.58m	366		2 Antonio Ant. da																																																																																																																																																																																																																																																																																																																																																																																																																																																																																																																																																																																																																																																																																																																																																																																																																																																																											
HJ	1.08m	593		9 Mart Neumann				EST 2905				Fonseca 80 BRA 34.51																																																																																																																																																																																																																																																																																																																																																																																																																																																																																																																																																																																																																																																																																																																																																																																																																																																																											
400	2:02.54	0		HT	23.08m	503		HT	14.94m	279		3 Giovanni Di Guardo 80 ITA 35.44																																																																																																																																																																																																																																																																																																																																																																																																																																																																																																																																																																																																																																																																																																																																																																																																																																																																											
HURDLE	21.67	347	w: NWI	SP	8.90m	785		SP	5.97m	486		4 Moises Zamorano 83 CHI 36.29																																																																																																																																																																																																																																																																																																																																																																																																																																																																																																																																																																																																																																																																																																																																																																																																																																																																											
DT	26.72m	692		DT	20.52m	499		DT	15.24m	340		5 Yoshio Okazaki 81 JPN 36.81																																																																																																																																																																																																																																																																																																																																																																																																																																																																																																																																																																																																																																																																																																																																																																																																																																																																											
PV	1.30m	227		JT	19.58m	461		JT	13.36m	273		6 Milo Lightfoot 81 USA 38.44																																																																																																																																																																																																																																																																																																																																																																																																																																																																																																																																																																																																																																																																																																																																																																																																																																																																											
JT	20.46m	488		WT	10.56m	657		WT	6.58m	366		7 Fumitaka Yamada 80 JPN 40.51																																																																																																																																																																																																																																																																																																																																																																																																																																																																																																																																																																																																																																																																																																																																																																																																																																																																											
1500	NT	0		10 Ernesto Gundlach				CHI 2451				Marathon																																																																																																																																																																																																																																																																																																																																																																																																																																																																																																																																																																																																																																																																																																																																																																																																																																																																											
<table border="0"> <tr> <td colspan="4">United States 7:11:06</td> <td colspan="4">United States 2:52:10</td> <td colspan="4">Germany 3:13:56</td> <td colspan="4">20 km Road Walk Team</td> </tr> <tr> <td colspan="4">1 Cokey Daman 76 USA 2:17:42</td> <td colspan="4">Austin Newman 75 USA 54:12</td> <td colspan="4">Otto Ludzuweit 78 GER 59:12</td> <td colspan="4">1 Cokey Daman 76 USA 2:17:42</td> </tr> <tr> <td colspan="4">2 Joseph Bouillon 76 FRA 2:17:48</td> <td colspan="4">Nathaniel White 76 USA 55:14</td> <td colspan="4">Eugen Eble 78 GER 1:04:12</td> <td colspan="4">Bill Tallmadge 79 USA 2:26:31</td> </tr> <tr> <td colspan="4">3 Bill Tallmadge 79 USA 2:26:31</td> <td colspan="4">Eugene Keller 77 GER 1:02:44</td> <td colspan="4">Rudolf Meyer 77 GER 1:10:32</td> <td colspan="4">Herb Appell 76 USA 2:26:53</td> </tr> <tr> <td colspan="4">4 Herb Appell 76 USA 2:26:53</td> <td colspan="4">United States 2:52:10</td> <td colspan="4">Germany 3:13:56</td> <td colspan="4">Paul Geyer 75 USA 2:29:25</td> </tr> <tr> <td colspan="4">5 Paul Geyer 75 USA 2:29:25</td> <td colspan="4">Germany 3:13:56</td> <td colspan="4">United States 7:11:06</td> <td colspan="4">Reidar Jordell 77 NOR 2:31:18</td> </tr> <tr> <td colspan="4">6 Reidar Jordell 77 NOR 2:31:18</td> <td colspan="4">Germany 3:13:56</td> <td colspan="4">United States 2:52:10</td> <td colspan="4">Philip Malins 76 GBR 2:37:07</td> </tr> <tr> <td colspan="4">7 Philip Malins 76 GBR 2:37:07</td> <td colspan="4">Germany 3:13:56</td> <td colspan="4">United States 2:52:10</td> <td colspan="4">Rowland Rogers 75 RSA 2:45:08</td> </tr> <tr> <td colspan="4">8 Rowland Rogers 75 RSA 2:45:08</td> <td colspan="4">Germany 3:13:56</td> <td colspan="4">United States 2:52:10</td> <td colspan="4">Gaston Enault 78 FRA 3:00:11</td> </tr> <tr> <td colspan="4">9 Gaston Enault 78 FRA 3:00:11</td> <td colspan="4">Germany 3:13:56</td> <td colspan="4">United States 2:52:10</td> <td colspan="4">20 km Road Walk</td> </tr> <tr> <td colspan="4">United States 2:52:10</td> <td colspan="4">Germany 3:13:56</td> <td colspan="4">United States 7:11:06</td> <td colspan="4">1 Cokey Daman 76 USA 2:17:42</td> </tr> <tr> <td colspan="4">Austin Newman 75 USA 54:12</td> <td colspan="4">Germany 3:13:56</td> <td colspan="4">United States 2:52:10</td> <td colspan="4">2 Joseph Bouillon 76 FRA 2:17:48</td> </tr> <tr> <td colspan="4">Nathaniel White 76 USA 55:14</td> <td colspan="4">Germany 3:13:56</td> <td colspan="4">United States 2:52:10</td> <td colspan="4">3 Bill Tallmadge 79 USA 2:26:31</td> </tr> <tr> <td colspan="4">Eugene Keller 77 GER 1:02:44</td> <td colspan="4">Germany 3:13:56</td> <td colspan="4">United States 2:52:10</td> <td colspan="4">4 Herb Appell 76 USA 2:26:53</td> </tr> <tr> <td colspan="4">Germany 3:13:56</td> <td colspan="4">Germany 3:13:56</td> <td colspan="4">United States 2:52:10</td> <td colspan="4">5 Paul Geyer 75 USA 2:29:25</td> </tr> <tr> <td colspan="4">Otto Ludzuweit 78 GER 59:12</td> <td colspan="4">Germany 3:13:56</td> <td colspan="4">United States 2:52:10</td> <td colspan="4">6 Reidar Jordell 77 NOR 2:31:18</td> </tr> <tr> <td colspan="4">Eugen Eble 78 GER 1:04:12</td> <td colspan="4">Germany 3:13:56</td> <td colspan="4">United States 2:52:10</td> <td colspan="4">7 Philip Malins 76 GBR 2:37:07</td> </tr> <tr> <td colspan="4">Rudolf Meyer 77 GER 1:10:32</td> <td colspan="4">Germany 3:13:56</td> <td colspan="4">United States 2:52:10</td> <td colspan="4">8 Rowland Rogers 75 RSA 2:45:08</td> </tr> <tr> <td colspan="4">United States 2:52:10</td> <td colspan="4">Germany 3:13:56</td> <td colspan="4">United States 2:52:10</td> <td colspan="4">9 Gaston Enault 78 FRA 3:00:11</td> </tr> <tr> <td colspan="4">Germany 3:13:56</td> <td colspan="4">Germany 3:13:56</td> <td colspan="4">United States 2:52:10</td> <td colspan="4">20 km Road Walk Team</td> </tr> <tr> <td colspan="4">Otto Ludzuweit 78 GER 59:12</td> <td colspan="4">Germany 3:13:56</td> <td colspan="4">United States 7:11:06</td> <td colspan="4">1 Cokey Daman 76 USA 2:17:42</td> </tr> <tr> <td colspan="4">Eugen Eble 78 GER 1:04:12</td> <td colspan="4">Germany 3:13:56</td> <td colspan="4">United States 2:52:10</td> <td colspan="4">2 Joseph Bouillon 76 FRA 2:17:48</td> </tr> <tr> <td colspan="4">Rudolf Meyer 77 GER 1:10:32</td> <td colspan="4">Germany 3:13:56</td> <td colspan="4">United States 2:52:10</td> <td colspan="4">3 Bill Tallmadge 79 USA 2:26:31</td> </tr> <tr> <td colspan="4">Germany 3:13:56</td> <td colspan="4">Germany 3:13:56</td> <td colspan="4">United States 2:52:10</td> <td colspan="4">4 Herb Appell 76 USA 2:26:53</td> </tr> <tr> <td colspan="4">United States 2:52:10</td> <td colspan="4">Germany 3:13:56</td> <td colspan="4">United States 7:11:06</td> <td colspan="4">5 Paul Geyer 75 USA 2:29:25</td> </tr> <tr> <td colspan="4">Germany 3:13:56</td> <td colspan="4">Germany 3:13:56</td> <td colspan="4">United States 2:52:10</td> <td colspan="4">6 Reidar Jordell 77 NOR 2:31:18</td> </tr> <tr> <td colspan="4">Otto Ludzuweit 78 GER 59:12</td> <td colspan="4">Germany 3:13:56</td> <td colspan="4">United States 2:52:10</td> <td colspan="4">7 Philip Malins 76 GBR 2:37:07</td> </tr> <tr> <td colspan="4">Eugen Eble 78 GER 1:04:12</td> <td colspan="4">Germany 3:13:56</td> <td colspan="4">United States 2:52:10</td> <td colspan="4">8 Rowland Rogers 75 RSA 2:45:08</td> </tr> <tr> <td colspan="4">Rudolf Meyer 77 GER 1:10:32</td> <td colspan="4">Germany 3:13:56</td> <td colspan="4">United States 2:52:10</td> <td colspan="4">9 Gaston Enault 78 FRA 3:00:11</td> </tr> <tr> <td colspan="4">Germany 3:13:56</td> <td colspan="4">Germany 3:13:56</td> <td colspan="4">United States 2:52:10</td> <td colspan="4">20 km Road Walk Team</td> </tr> <tr> <td colspan="4">United States 2:52:10</td> <td colspan="4">Germany 3:13:56</td> <td colspan="4">United States 7:11:06</td> <td colspan="4">1 Cokey Daman 76 USA 2:17:42</td> </tr> <tr> <td colspan="4">Germany 3:13:56</td> <td colspan="4">Germany 3:13:56</td> <td colspan="4">United States 2:52:10</td> <td colspan="4">2 Joseph Bouillon 76 FRA 2:17:48</td> </tr> <tr> <td colspan="4">Otto Ludzuweit 78 GER 59:12</td> <td colspan="4">Germany 3:13:56</td> <td colspan="4">United States 2:52:10</td> <td colspan="4">3 Bill Tallmadge 79 USA 2:26:31</td> </tr> <tr> <td colspan="4">Eugen Eble 78 GER 1:04:12</td> <td colspan="4">Germany 3:13:56</td> <td colspan="4">United States 2:52:10</td> <td colspan="4">4 Herb Appell 76 USA 2:26:53</td> </tr> <tr> <td colspan="4">Rudolf Meyer 77 GER 1:10:32</td> <td colspan="4">Germany 3:13:56</td> <td colspan="4">United States 2:52:10</td> <td colspan="4">5 Paul Geyer 75 USA 2:29:25</td> </tr> <tr> <td colspan="4">Germany 3:13:56</td> <td colspan="4">Germany 3:13:56</td> <td colspan="4">United States 2:52:10</td> <td colspan="4">6 Reidar Jordell 77 NOR 2:31:18</td> </tr> <tr> <td colspan="4">United States 2:52:10</td> <td colspan="4">Germany 3:13:56</td> <td colspan="4">United States 7:11:06</td> <td colspan="4">7 Philip Malins 76 GBR 2:37:07</td> </tr> <tr> <td colspan="4">Germany 3:13:56</td> <td colspan="4">Germany 3:13:56</td> <td colspan="4">United States 2:52:10</td> <td colspan="4">8 Rowland Rogers 75 RSA 2:45:08</td> </tr> <tr> <td colspan="4">Otto Ludzuweit 78 GER 59:12</td> <td colspan="4">Germany 3:13:56</td> <td colspan="4">United States 2:52:10</td> <td colspan="4">9 Gaston Enault 78 FRA 3:00:11</td> </tr> <tr> <td colspan="4">Eugen Eble 78 GER 1:04:12</td> <td colspan="4">Germany 3:13:56</td> <td colspan="4">United States 2:52:10</td> <td colspan="4">20 km Road Walk Team</td> </tr> <tr> <td colspan="4">Rudolf Meyer 77 GER 1:10:32</td> <td colspan="4">Germany 3:13:56</td> <td colspan="4">United States 7:11:06</td> <td colspan="4">1 Cokey Daman 76 USA 2:17:42</td> </tr> <tr> <td colspan="4">Germany 3:13:56</td> <td colspan="4">Germany 3:13:56</td> <td colspan="4">United States 2:52:10</td> <td colspan="4">2 Joseph Bouillon 76 FRA 2:17:48</td> </tr> <tr> <td colspan="4">United States 2:52:10</td> <td colspan="4">Germany 3:13:56</td> <td colspan="4">United States 2:52:10</td> <td colspan="4">3 Bill Tallmadge 79 USA 2:26:31</td> </tr> <tr> <td colspan="4">Germany 3:13:56</td> <td colspan="4">Germany 3:13:56</td> <td colspan="4">United States 2:52:10</td> <td colspan="4">4 Herb Appell 76 USA 2:26:53</td> </tr> <tr> <td colspan="4">Otto Ludzuweit 78 GER 59:12</td> <td colspan="4">Germany 3:13:56</td> <td colspan="4">United States 7:11:06</td> <td colspan="4">5 Paul Geyer 75 USA 2:29:25</td> </tr> <tr> <td colspan="4">Eugen Eble 78 GER 1:04:12</td> <td colspan="4">Germany 3:13:56</td> <td colspan="4">United States 2:52:10</td> <td colspan="4">6 Reidar Jordell 77 NOR 2:31:18</td> </tr> <tr> <td colspan="4">Rudolf Meyer 77 GER 1:10:32</td> <td colspan="4">Germany 3:13:56</td> <td colspan="4">United States 2:52:10</td> <td colspan="4">7 Philip Malins 76 GBR 2:37:07</td> </tr> <tr> <td colspan="4">Germany 3:13:56</td> <td colspan="4">Germany 3:13:56</td> <td colspan="4">United States 2:52:10</td> <td colspan="4">8 Rowland Rogers 75 RSA 2:45:08</td> </tr> <tr> <td colspan="4">United States 2:52:10</td> <td colspan="4">Germany 3:13:56</td> <td colspan="4">United States 7:11:06</td> <td colspan="4">9 Gaston Enault 78 FRA 3:00:11</td> </tr> <tr> <td colspan="4">Germany 3:13:56</td> <td colspan="4">Germany 3:13:56</td> <td colspan="4">United States 2:52:10</td> <td colspan="4">20 km Road Walk Team</td> </tr> <tr> <td colspan="4">Otto Ludzuweit 78 GER 59:12</td> <td colspan="4">Germany 3:13:56</td> <td colspan="4">United States 2:52:10</td> <td colspan="4">1 Cokey Daman 76 USA 2:17:42</td> </tr> <tr> <td colspan="4">Eugen Eble 78 GER 1:04:12</td> <td colspan="4">Germany 3:13:56</td> <td colspan="4">United States 2:52:10</td> <td colspan="4">2 Joseph Bouillon 76 FRA 2:17:48</td> </tr> <tr> <td colspan="4">Rudolf Meyer 77 GER 1:10:32</td> <td colspan="4">Germany </td></tr></table>																United States 7:11:06				United States 2:52:10				Germany 3:13:56				20 km Road Walk Team				1 Cokey Daman 76 USA 2:17:42				Austin Newman 75 USA 54:12				Otto Ludzuweit 78 GER 59:12				1 Cokey Daman 76 USA 2:17:42				2 Joseph Bouillon 76 FRA 2:17:48				Nathaniel White 76 USA 55:14				Eugen Eble 78 GER 1:04:12				Bill Tallmadge 79 USA 2:26:31				3 Bill Tallmadge 79 USA 2:26:31				Eugene Keller 77 GER 1:02:44				Rudolf Meyer 77 GER 1:10:32				Herb Appell 76 USA 2:26:53				4 Herb Appell 76 USA 2:26:53				United States 2:52:10				Germany 3:13:56				Paul Geyer 75 USA 2:29:25				5 Paul Geyer 75 USA 2:29:25				Germany 3:13:56				United States 7:11:06				Reidar Jordell 77 NOR 2:31:18				6 Reidar Jordell 77 NOR 2:31:18				Germany 3:13:56				United States 2:52:10				Philip Malins 76 GBR 2:37:07				7 Philip Malins 76 GBR 2:37:07				Germany 3:13:56				United States 2:52:10				Rowland Rogers 75 RSA 2:45:08				8 Rowland Rogers 75 RSA 2:45:08				Germany 3:13:56				United States 2:52:10				Gaston Enault 78 FRA 3:00:11				9 Gaston Enault 78 FRA 3:00:11				Germany 3:13:56				United States 2:52:10				20 km Road Walk				United States 2:52:10				Germany 3:13:56				United States 7:11:06				1 Cokey Daman 76 USA 2:17:42				Austin Newman 75 USA 54:12				Germany 3:13:56				United States 2:52:10				2 Joseph Bouillon 76 FRA 2:17:48				Nathaniel White 76 USA 55:14				Germany 3:13:56				United States 2:52:10				3 Bill Tallmadge 79 USA 2:26:31				Eugene Keller 77 GER 1:02:44				Germany 3:13:56				United States 2:52:10				4 Herb Appell 76 USA 2:26:53				Germany 3:13:56				Germany 3:13:56				United States 2:52:10				5 Paul Geyer 75 USA 2:29:25				Otto Ludzuweit 78 GER 59:12				Germany 3:13:56				United States 2:52:10				6 Reidar Jordell 77 NOR 2:31:18				Eugen Eble 78 GER 1:04:12				Germany 3:13:56				United States 2:52:10				7 Philip Malins 76 GBR 2:37:07				Rudolf Meyer 77 GER 1:10:32				Germany 3:13:56				United States 2:52:10				8 Rowland Rogers 75 RSA 2:45:08				United States 2:52:10				Germany 3:13:56				United States 2:52:10				9 Gaston Enault 78 FRA 3:00:11				Germany 3:13:56				Germany 3:13:56				United States 2:52:10				20 km Road Walk Team				Otto Ludzuweit 78 GER 59:12				Germany 3:13:56				United States 7:11:06				1 Cokey Daman 76 USA 2:17:42				Eugen Eble 78 GER 1:04:12				Germany 3:13:56				United States 2:52:10				2 Joseph Bouillon 76 FRA 2:17:48				Rudolf Meyer 77 GER 1:10:32				Germany 3:13:56				United States 2:52:10				3 Bill Tallmadge 79 USA 2:26:31				Germany 3:13:56				Germany 3:13:56				United States 2:52:10				4 Herb Appell 76 USA 2:26:53				United States 2:52:10				Germany 3:13:56				United States 7:11:06				5 Paul Geyer 75 USA 2:29:25				Germany 3:13:56				Germany 3:13:56				United States 2:52:10				6 Reidar Jordell 77 NOR 2:31:18				Otto Ludzuweit 78 GER 59:12				Germany 3:13:56				United States 2:52:10				7 Philip Malins 76 GBR 2:37:07				Eugen Eble 78 GER 1:04:12				Germany 3:13:56				United States 2:52:10				8 Rowland Rogers 75 RSA 2:45:08				Rudolf Meyer 77 GER 1:10:32				Germany 3:13:56				United States 2:52:10				9 Gaston Enault 78 FRA 3:00:11				Germany 3:13:56				Germany 3:13:56				United States 2:52:10				20 km Road Walk Team				United States 2:52:10				Germany 3:13:56				United States 7:11:06				1 Cokey Daman 76 USA 2:17:42				Germany 3:13:56				Germany 3:13:56				United States 2:52:10				2 Joseph Bouillon 76 FRA 2:17:48				Otto Ludzuweit 78 GER 59:12				Germany 3:13:56				United States 2:52:10				3 Bill Tallmadge 79 USA 2:26:31				Eugen Eble 78 GER 1:04:12				Germany 3:13:56				United States 2:52:10				4 Herb Appell 76 USA 2:26:53				Rudolf Meyer 77 GER 1:10:32				Germany 3:13:56				United States 2:52:10				5 Paul Geyer 75 USA 2:29:25				Germany 3:13:56				Germany 3:13:56				United States 2:52:10				6 Reidar Jordell 77 NOR 2:31:18				United States 2:52:10				Germany 3:13:56				United States 7:11:06				7 Philip Malins 76 GBR 2:37:07				Germany 3:13:56				Germany 3:13:56				United States 2:52:10				8 Rowland Rogers 75 RSA 2:45:08				Otto Ludzuweit 78 GER 59:12				Germany 3:13:56				United States 2:52:10				9 Gaston Enault 78 FRA 3:00:11				Eugen Eble 78 GER 1:04:12				Germany 3:13:56				United States 2:52:10				20 km Road Walk Team				Rudolf Meyer 77 GER 1:10:32				Germany 3:13:56				United States 7:11:06				1 Cokey Daman 76 USA 2:17:42				Germany 3:13:56				Germany 3:13:56				United States 2:52:10				2 Joseph Bouillon 76 FRA 2:17:48				United States 2:52:10				Germany 3:13:56				United States 2:52:10				3 Bill Tallmadge 79 USA 2:26:31				Germany 3:13:56				Germany 3:13:56				United States 2:52:10				4 Herb Appell 76 USA 2:26:53				Otto Ludzuweit 78 GER 59:12				Germany 3:13:56				United States 7:11:06				5 Paul Geyer 75 USA 2:29:25				Eugen Eble 78 GER 1:04:12				Germany 3:13:56				United States 2:52:10				6 Reidar Jordell 77 NOR 2:31:18				Rudolf Meyer 77 GER 1:10:32				Germany 3:13:56				United States 2:52:10				7 Philip Malins 76 GBR 2:37:07				Germany 3:13:56				Germany 3:13:56				United States 2:52:10				8 Rowland Rogers 75 RSA 2:45:08				United States 2:52:10				Germany 3:13:56				United States 7:11:06				9 Gaston Enault 78 FRA 3:00:11				Germany 3:13:56				Germany 3:13:56				United States 2:52:10				20 km Road Walk Team				Otto Ludzuweit 78 GER 59:12				Germany 3:13:56				United States 2:52:10				1 Cokey Daman 76 USA 2:17:42				Eugen Eble 78 GER 1:04:12				Germany 3:13:56				United States 2:52:10				2 Joseph Bouillon 76 FRA 2:17:48				Rudolf Meyer 77 GER 1:10:32				Germany			
United States 7:11:06				United States 2:52:10				Germany 3:13:56				20 km Road Walk Team																																																																																																																																																																																																																																																																																																																																																																																																																																																																																																																																																																																																																																																																																																																																																																																																																																																																											
1 Cokey Daman 76 USA 2:17:42				Austin Newman 75 USA 54:12				Otto Ludzuweit 78 GER 59:12				1 Cokey Daman 76 USA 2:17:42																																																																																																																																																																																																																																																																																																																																																																																																																																																																																																																																																																																																																																																																																																																																																																																																																																																																											
2 Joseph Bouillon 76 FRA 2:17:48				Nathaniel White 76 USA 55:14				Eugen Eble 78 GER 1:04:12				Bill Tallmadge 79 USA 2:26:31																																																																																																																																																																																																																																																																																																																																																																																																																																																																																																																																																																																																																																																																																																																																																																																																																																																																											
3 Bill Tallmadge 79 USA 2:26:31				Eugene Keller 77 GER 1:02:44				Rudolf Meyer 77 GER 1:10:32				Herb Appell 76 USA 2:26:53																																																																																																																																																																																																																																																																																																																																																																																																																																																																																																																																																																																																																																																																																																																																																																																																																																																																											
4 Herb Appell 76 USA 2:26:53				United States 2:52:10				Germany 3:13:56				Paul Geyer 75 USA 2:29:25																																																																																																																																																																																																																																																																																																																																																																																																																																																																																																																																																																																																																																																																																																																																																																																																																																																																											
5 Paul Geyer 75 USA 2:29:25				Germany 3:13:56				United States 7:11:06				Reidar Jordell 77 NOR 2:31:18																																																																																																																																																																																																																																																																																																																																																																																																																																																																																																																																																																																																																																																																																																																																																																																																																																																																											
6 Reidar Jordell 77 NOR 2:31:18				Germany 3:13:56				United States 2:52:10				Philip Malins 76 GBR 2:37:07																																																																																																																																																																																																																																																																																																																																																																																																																																																																																																																																																																																																																																																																																																																																																																																																																																																																											
7 Philip Malins 76 GBR 2:37:07				Germany 3:13:56				United States 2:52:10				Rowland Rogers 75 RSA 2:45:08																																																																																																																																																																																																																																																																																																																																																																																																																																																																																																																																																																																																																																																																																																																																																																																																																																																																											
8 Rowland Rogers 75 RSA 2:45:08				Germany 3:13:56				United States 2:52:10				Gaston Enault 78 FRA 3:00:11																																																																																																																																																																																																																																																																																																																																																																																																																																																																																																																																																																																																																																																																																																																																																																																																																																																																											
9 Gaston Enault 78 FRA 3:00:11				Germany 3:13:56				United States 2:52:10				20 km Road Walk																																																																																																																																																																																																																																																																																																																																																																																																																																																																																																																																																																																																																																																																																																																																																																																																																																																																											
United States 2:52:10				Germany 3:13:56				United States 7:11:06				1 Cokey Daman 76 USA 2:17:42																																																																																																																																																																																																																																																																																																																																																																																																																																																																																																																																																																																																																																																																																																																																																																																																																																																																											
Austin Newman 75 USA 54:12				Germany 3:13:56				United States 2:52:10				2 Joseph Bouillon 76 FRA 2:17:48																																																																																																																																																																																																																																																																																																																																																																																																																																																																																																																																																																																																																																																																																																																																																																																																																																																																											
Nathaniel White 76 USA 55:14				Germany 3:13:56				United States 2:52:10				3 Bill Tallmadge 79 USA 2:26:31																																																																																																																																																																																																																																																																																																																																																																																																																																																																																																																																																																																																																																																																																																																																																																																																																																																																											
Eugene Keller 77 GER 1:02:44				Germany 3:13:56				United States 2:52:10				4 Herb Appell 76 USA 2:26:53																																																																																																																																																																																																																																																																																																																																																																																																																																																																																																																																																																																																																																																																																																																																																																																																																																																																											
Germany 3:13:56				Germany 3:13:56				United States 2:52:10				5 Paul Geyer 75 USA 2:29:25																																																																																																																																																																																																																																																																																																																																																																																																																																																																																																																																																																																																																																																																																																																																																																																																																																																																											
Otto Ludzuweit 78 GER 59:12				Germany 3:13:56				United States 2:52:10				6 Reidar Jordell 77 NOR 2:31:18																																																																																																																																																																																																																																																																																																																																																																																																																																																																																																																																																																																																																																																																																																																																																																																																																																																																											
Eugen Eble 78 GER 1:04:12				Germany 3:13:56				United States 2:52:10				7 Philip Malins 76 GBR 2:37:07																																																																																																																																																																																																																																																																																																																																																																																																																																																																																																																																																																																																																																																																																																																																																																																																																																																																											
Rudolf Meyer 77 GER 1:10:32				Germany 3:13:56				United States 2:52:10				8 Rowland Rogers 75 RSA 2:45:08																																																																																																																																																																																																																																																																																																																																																																																																																																																																																																																																																																																																																																																																																																																																																																																																																																																																											
United States 2:52:10				Germany 3:13:56				United States 2:52:10				9 Gaston Enault 78 FRA 3:00:11																																																																																																																																																																																																																																																																																																																																																																																																																																																																																																																																																																																																																																																																																																																																																																																																																																																																											
Germany 3:13:56				Germany 3:13:56				United States 2:52:10				20 km Road Walk Team																																																																																																																																																																																																																																																																																																																																																																																																																																																																																																																																																																																																																																																																																																																																																																																																																																																																											
Otto Ludzuweit 78 GER 59:12				Germany 3:13:56				United States 7:11:06				1 Cokey Daman 76 USA 2:17:42																																																																																																																																																																																																																																																																																																																																																																																																																																																																																																																																																																																																																																																																																																																																																																																																																																																																											
Eugen Eble 78 GER 1:04:12				Germany 3:13:56				United States 2:52:10				2 Joseph Bouillon 76 FRA 2:17:48																																																																																																																																																																																																																																																																																																																																																																																																																																																																																																																																																																																																																																																																																																																																																																																																																																																																											
Rudolf Meyer 77 GER 1:10:32				Germany 3:13:56				United States 2:52:10				3 Bill Tallmadge 79 USA 2:26:31																																																																																																																																																																																																																																																																																																																																																																																																																																																																																																																																																																																																																																																																																																																																																																																																																																																																											
Germany 3:13:56				Germany 3:13:56				United States 2:52:10				4 Herb Appell 76 USA 2:26:53																																																																																																																																																																																																																																																																																																																																																																																																																																																																																																																																																																																																																																																																																																																																																																																																																																																																											
United States 2:52:10				Germany 3:13:56				United States 7:11:06				5 Paul Geyer 75 USA 2:29:25																																																																																																																																																																																																																																																																																																																																																																																																																																																																																																																																																																																																																																																																																																																																																																																																																																																																											
Germany 3:13:56				Germany 3:13:56				United States 2:52:10				6 Reidar Jordell 77 NOR 2:31:18																																																																																																																																																																																																																																																																																																																																																																																																																																																																																																																																																																																																																																																																																																																																																																																																																																																																											
Otto Ludzuweit 78 GER 59:12				Germany 3:13:56				United States 2:52:10				7 Philip Malins 76 GBR 2:37:07																																																																																																																																																																																																																																																																																																																																																																																																																																																																																																																																																																																																																																																																																																																																																																																																																																																																											
Eugen Eble 78 GER 1:04:12				Germany 3:13:56				United States 2:52:10				8 Rowland Rogers 75 RSA 2:45:08																																																																																																																																																																																																																																																																																																																																																																																																																																																																																																																																																																																																																																																																																																																																																																																																																																																																											
Rudolf Meyer 77 GER 1:10:32				Germany 3:13:56				United States 2:52:10				9 Gaston Enault 78 FRA 3:00:11																																																																																																																																																																																																																																																																																																																																																																																																																																																																																																																																																																																																																																																																																																																																																																																																																																																																											
Germany 3:13:56				Germany 3:13:56				United States 2:52:10				20 km Road Walk Team																																																																																																																																																																																																																																																																																																																																																																																																																																																																																																																																																																																																																																																																																																																																																																																																																																																																											
United States 2:52:10				Germany 3:13:56				United States 7:11:06				1 Cokey Daman 76 USA 2:17:42																																																																																																																																																																																																																																																																																																																																																																																																																																																																																																																																																																																																																																																																																																																																																																																																																																																																											
Germany 3:13:56				Germany 3:13:56				United States 2:52:10				2 Joseph Bouillon 76 FRA 2:17:48																																																																																																																																																																																																																																																																																																																																																																																																																																																																																																																																																																																																																																																																																																																																																																																																																																																																											
Otto Ludzuweit 78 GER 59:12				Germany 3:13:56				United States 2:52:10				3 Bill Tallmadge 79 USA 2:26:31																																																																																																																																																																																																																																																																																																																																																																																																																																																																																																																																																																																																																																																																																																																																																																																																																																																																											
Eugen Eble 78 GER 1:04:12				Germany 3:13:56				United States 2:52:10				4 Herb Appell 76 USA 2:26:53																																																																																																																																																																																																																																																																																																																																																																																																																																																																																																																																																																																																																																																																																																																																																																																																																																																																											
Rudolf Meyer 77 GER 1:10:32				Germany 3:13:56				United States 2:52:10				5 Paul Geyer 75 USA 2:29:25																																																																																																																																																																																																																																																																																																																																																																																																																																																																																																																																																																																																																																																																																																																																																																																																																																																																											
Germany 3:13:56				Germany 3:13:56				United States 2:52:10				6 Reidar Jordell 77 NOR 2:31:18																																																																																																																																																																																																																																																																																																																																																																																																																																																																																																																																																																																																																																																																																																																																																																																																																																																																											
United States 2:52:10				Germany 3:13:56				United States 7:11:06				7 Philip Malins 76 GBR 2:37:07																																																																																																																																																																																																																																																																																																																																																																																																																																																																																																																																																																																																																																																																																																																																																																																																																																																																											
Germany 3:13:56				Germany 3:13:56				United States 2:52:10				8 Rowland Rogers 75 RSA 2:45:08																																																																																																																																																																																																																																																																																																																																																																																																																																																																																																																																																																																																																																																																																																																																																																																																																																																																											
Otto Ludzuweit 78 GER 59:12				Germany 3:13:56				United States 2:52:10				9 Gaston Enault 78 FRA 3:00:11																																																																																																																																																																																																																																																																																																																																																																																																																																																																																																																																																																																																																																																																																																																																																																																																																																																																											
Eugen Eble 78 GER 1:04:12				Germany 3:13:56				United States 2:52:10				20 km Road Walk Team																																																																																																																																																																																																																																																																																																																																																																																																																																																																																																																																																																																																																																																																																																																																																																																																																																																																											
Rudolf Meyer 77 GER 1:10:32				Germany 3:13:56				United States 7:11:06				1 Cokey Daman 76 USA 2:17:42																																																																																																																																																																																																																																																																																																																																																																																																																																																																																																																																																																																																																																																																																																																																																																																																																																																																											
Germany 3:13:56				Germany 3:13:56				United States 2:52:10				2 Joseph Bouillon 76 FRA 2:17:48																																																																																																																																																																																																																																																																																																																																																																																																																																																																																																																																																																																																																																																																																																																																																																																																																																																																											
United States 2:52:10				Germany 3:13:56				United States 2:52:10				3 Bill Tallmadge 79 USA 2:26:31																																																																																																																																																																																																																																																																																																																																																																																																																																																																																																																																																																																																																																																																																																																																																																																																																																																																											
Germany 3:13:56				Germany 3:13:56				United States 2:52:10				4 Herb Appell 76 USA 2:26:53																																																																																																																																																																																																																																																																																																																																																																																																																																																																																																																																																																																																																																																																																																																																																																																																																																																																											
Otto Ludzuweit 78 GER 59:12				Germany 3:13:56				United States 7:11:06				5 Paul Geyer 75 USA 2:29:25																																																																																																																																																																																																																																																																																																																																																																																																																																																																																																																																																																																																																																																																																																																																																																																																																																																																											
Eugen Eble 78 GER 1:04:12				Germany 3:13:56				United States 2:52:10				6 Reidar Jordell 77 NOR 2:31:18																																																																																																																																																																																																																																																																																																																																																																																																																																																																																																																																																																																																																																																																																																																																																																																																																																																																											
Rudolf Meyer 77 GER 1:10:32				Germany 3:13:56				United States 2:52:10				7 Philip Malins 76 GBR 2:37:07																																																																																																																																																																																																																																																																																																																																																																																																																																																																																																																																																																																																																																																																																																																																																																																																																																																																											
Germany 3:13:56				Germany 3:13:56				United States 2:52:10				8 Rowland Rogers 75 RSA 2:45:08																																																																																																																																																																																																																																																																																																																																																																																																																																																																																																																																																																																																																																																																																																																																																																																																																																																																											
United States 2:52:10				Germany 3:13:56				United States 7:11:06				9 Gaston Enault 78 FRA 3:00:11																																																																																																																																																																																																																																																																																																																																																																																																																																																																																																																																																																																																																																																																																																																																																																																																																																																																											
Germany 3:13:56				Germany 3:13:56				United States 2:52:10				20 km Road Walk Team																																																																																																																																																																																																																																																																																																																																																																																																																																																																																																																																																																																																																																																																																																																																																																																																																																																																											
Otto Ludzuweit 78 GER 59:12				Germany 3:13:56				United States 2:52:10				1 Cokey Daman 76 USA 2:17:42																																																																																																																																																																																																																																																																																																																																																																																																																																																																																																																																																																																																																																																																																																																																																																																																																																																																											
Eugen Eble 78 GER 1:04:12				Germany 3:13:56				United States 2:52:10				2 Joseph Bouillon 76 FRA 2:17:48																																																																																																																																																																																																																																																																																																																																																																																																																																																																																																																																																																																																																																																																																																																																																																																																																																																																											
Rudolf Meyer 77 GER 1:10:32				Germany																																																																																																																																																																																																																																																																																																																																																																																																																																																																																																																																																																																																																																																																																																																																																																																																																																																																																			

Name	Age	Country	Results
400 Meter Dash			
HEATS			
Heat 1			
1 Friedrich-E Mahlo	83	GER	1:25.78
2 Milo Lightfoot	81	USA	1:33.21
3 Andy Smith	80	AUS	1:38.49
4 Leonard Foulser	80	AUS	1:40.36
5 Frank Levine	81	USA	1:43.47
Heat 2			
1 Antonio Ant. da Fonseca	80	BRA	1:20.41
2 Giovanni Di Guardo	80	ITA	1:28.05
3 Giichi Suda	82	JPN	1:31.45
4 Tauno Raskinen	83	FIN	1:34.36
5 Gerhard Theune	82	GER	1:36.11
6 Fumitaka Yamada	80	JPN	1:37.60
7 Eduard Pfanzelt	83	GER	1:39.79
FINAL			
1 Antonio Ant. da Fonseca	80	BRA	1:18.00
2 Friedrich-E Mahlo	83	GER	1:22.72
3 Giovanni Di Guardo	80	ITA	1:24.41
4 Milo Lightfoot	81	USA	1:31.36
5 Andy Smith	80	AUS	1:35.31
800 Meter Run			
FINAL			
1 Antonio Ant. da Fonseca	80	BRA	3:16.21
2 William Dyer	80	USA	3:18.85
3 Giichi Suda	82	JPN	3:46.64
4 Frank Levine	81	USA	3:49.52
5 Tauno Raskinen	83	FIN	3:50.23
6 Leonard Foulser	80	AUS	3:55.73
7 Tuplete Vasconcellos	81	BRA	4:00.08
8 Fumitaka Yamada	80	JPN	4:01.76
9 Toru Kudo	82	JPN	4:08.35
10 Gerhard Theune	82	GER	4:13.69
11 Andy Smith	80	AUS	4:19.42
12 Patrick Whelan	83	IRL	4:45.25
- Eduard Pfanzelt	83	GER	DNF
1,500 Meter Run			
FINAL			
1 William Dyer	80	USA	6:48.51
2 Panagiotis Gakis	80	GRE	6:48.56
3 Eugene Keller	80	USA	7:15.05
4 Tuplete Vasconcellos	81	BRA	7:37.12
5 Frank Levine	81	USA	7:42.62
6 Leonard Foulser	80	AUS	8:01.02
7 Toru Kudo	82	JPN	8:07.99
8 Tauno Raskinen	83	FIN	8:08.22
9 Julius Hannappel	82	GER	10:01.60
5,000 Meter Run			
FINAL			
1 Panagiotis Gakis	80	GRE	26:01.07
2 Tuplete Vasconcellos	81	BRA	26:37.77
3 Eugene Keller	80	USA	27:22.55
4 Dudley Healy	81	USA	27:24.33
5 Frank Levine	81	USA	28:02.87
6 Hu-Chen Chia	81	TPE	32:35.32
7 Julius Hannappel	82	GER	35:01.57
8 Bangalore Ramakrishnarao	81	IND	1:02:53.40
- Hugo Hoppen	82	GER	DNF

Name	Age	Country	Results
2 Frank Levine	81	USA	56:48.77
3 Eugene Keller	80	USA	57:50.24
4 Dudley Healy	81	USA	58:14.65
5 Hu-Chen Chia	81	TPE	1:05:12.60
6 Hugo Hoppen	82	GER	1:09:00.60
7 Sidney Pritchard	80	CAN	1:15:56.70
8 Julius Hannappel	82	GER	1:28:22.20
5,000 Meter Race Walk			
FINAL			
1 Bill Patterson	80	USA	36:41.56
2 Viljo Hallikainen	83	FIN	36:59.49
3 Harry Drazin	81	USA	37:37.47
4 Mario Brivio	82	ITA	38:45.07
5 Bernard Osborn	81	GBR	43:42.71
6 Bangalore Ramakrishnarao	81	IND	48:19.55
- Heinrich Busch	81	GER	DQ
- Antonio Ant. da Fonseca	80	BRA	DQ
- Jochen Muller	82	GER	DQ
80 Meter High Hurdles 30"			
FINAL			
1 Frank Finger	80	USA	18.42
2 Robert Boal	83	USA	23.30
3 Bert Morrow	82	USA	25.07
4 Mazumi Morita	81	JPN	27.31
5 Friedrich-E Mahlo	83	GER	28.09
Wind Reading: -6.0			
300 Meter Int Hurdles 30"			
FINAL			
1 Friedrich-E Mahlo	83	GER	1:14.38
2 Bert Morrow	82	USA	1:23.01
3 Robert Boal	83	USA	1:24.55
2,000 Meter Steeplechase			
FINAL			
1 Eugene Keller	80	USA	11:39.03
2 Giovanni Bonora	80	ITA	12:27.00
4x100 Meter Relay			
1 Japan			1:05.75
Mazumi Morita	81		
Yoshio Okazaki	81		
Yuichi Tateishi	82		
Giichi Suda	82		
2 United States			1:15.58
Robert Boal	83		
Milo Lightfoot	81		
Herman Mlotek	82		
Bert Morrow	82		
3 Finland			1:26.54
Ahti Pajunen	85		
Viljo Hallikainen	83		
Tauno Raskinen	83		
Tatu Pohja	82		
4x400 Meter Relay			
1 Japan			6:54.86
Fumitaka Yamada	80		
Yoshio Okazaki	81		
Yuichi Tateishi	82		
Giichi Suda	82		
2 Finland			7:02.42
Tauno Raskinen	83		
Erkki Haapalainen	85		
Viljo Hallikainen	83		
Ahti Pajunen	85		

Name	Age	Country	Results
3 United States			7:59.03
Charles Espy	85		
Robert Boal	83		
Chen-Ling Wang	83		
Milo Lightfoot	81		
High Jump			
FINAL			
1 Mazumi Morita	81	JPN	1.14m
2 Charles Roloff	80	USA	1.06m
2 Milo Lightfoot	81	USA	1.06m
4 Virgil McIntyre	84	USA	1.02m
5 Angelos Anastasiadis	81	GRE	1.02m
6 Hermann Bollmann	80	GER	1.02m
7 Sajjan Singh	84	IND	0.80m
- Kizo Kimura	84	JPN	FAIL
- Vittorio Colo	83	ITA	FAIL
Pole Vault			
FINAL			
1 Carol Johnston	83	USA	2.30m
2 Kizo Kimura	84	JPN	1.70m
3 Robert Boal	83	USA	1.50m
4 Milo Lightfoot	81	USA	1.50m
Long Jump			
FINAL			
1 Mazumi Morita	81	JPN	4.06m 2.0
2 Giichi Suda	82	JPN	3.63m 2.0
3 Yoshio Okazaki	81	JPN	3.41m 1.8
4 Yuichi Tateishi	82	JPN	3.41m 1.5
5 Sheng-Tu Chen	80	TPE	3.34m 1.9
6 Sajjan Singh	84	IND	3.19m 1.4
7 Gilberto Gonzalez	82	PUR	3.06m 2.5
8 Hermann Bollmann	80	GER	2.87m 3.4
9 Angelos Anastasiadis	81	GRE	2.72m 2.2
10 Moises Zamorano	83	CHI	2.70m 2.2
11 Karl Hein	82	FIN	2.68m 2.9
Triple Jump			
FINAL			
1 Mazumi Morita	81	JPN	8.69m 1.8
2 Yuichi Tateishi	82	JPN	7.63m 2.6
3 Giichi Suda	82	JPN	7.58m 3.7
4 Vittorio Colo	83	ITA	7.39m 2.1
5 Sajjan Singh	84	IND	5.70m 2.0
Shot Put 4 kg			
FINAL			
1 Ross Carter	81	USA	11.49m
2 Gerhard Schepe	83	GER	10.73m
3 Emil Schotle Dr	81	GER	9.27m
4 Mario Riboni	82	ITA	9.08m
5 Eugene Bradford	80	USA	8.72m
6 Artur Fleischhauer	81	GER	8.34m
7 Heinrich Busch	81	GER	8.16m
8 Kurt Claass	80	GER	7.99m
9 Yoshio Okazaki	81	JPN	7.86m
10 Tatu Pohja	82	FIN	7.81m
11 Hermann Bollmann	80	GER	7.57m
12 Pedro Jose Villanueva	82	COL	7.56m
13 Manuel Martin	84	CHI	7.41m
14 Kustaa Jarvinen	84	FIN	7.14m
15 Charles Roloff	80	USA	6.54m
16 Mazumi Morita	81	JPN	6.37m
Discus Throw 1 kg			
FINAL			
1 Ross Carter	81	USA	35.44m

Name	Age	Country	Results
2 Mario Riboni	82	ITA	31.04m
3 Kurt Claass	80	GER	29.30m
4 Yoshio Okazaki	81	JPN	26.62m
5 Charles Roloff	80	USA	25.46m
6 Berno Wischmann	84	GER	23.94m
7 Milo Lightfoot	81	USA	22.70m
8 Aldo Amoretti	84	ITA	22.56m
9 Artur Fleischhauer	81	GER	22.54m
10 Eugene Bradford	80	USA	22.24m
11 Frantisek Klempa	83	TCH	21.50m
12 Tatu Pohja	82	FIN	21.06m
13 Hermann Bollmann	80	GER	20.74m
14 Pedro Jose Villanueva	82	COL	20.70m
15 Eduard Pfanzelt	83	GER	17.64m
16 Kustaa Jarvinen	84	FIN	16.72m
17 Howard West	82	CAN	15.60m
Hammer Throw 4 kg			
FINAL			
1 Artur Fleischhauer	81	GER	29.76m
2 Emil Schotle Dr	81	GER	29.74m
3 Berno Wischmann	84	GER	28.18m
4 Mario Riboni	82	ITA	26.86m
5 Kustaa Jarvinen	84	FIN	23.04m
6 Kurt Claass	80	GER	22.64m
6 Tatu Pohja	82	FIN	22.64m
8 Gilberto Gonzalez	82	PUR	21.48m
9 Eugene Bradford	80	USA	19.92m
10 Aldo Amoretti	84	ITA	16.94m
Javelin Throw 600g			
FINAL			
1 Gerhard Schepe	83	GER	32.56m
2 Charles Roloff	80	USA	23.56m
3 Yoshio Okazaki	81	JPN	23.44m
4 Tatu Pohja	82	FIN	22.40m
5 Berno Wischmann	84	GER	20.78m
6 Milo Lightfoot	81	USA	20.66m
7 Kurt Claass	80	GER	20.54m
8 Eduard Pfanzelt	83	GER	19.22m
9 Eugene Bradford	80	USA	18.12m
10 Frantisek Klempa	83	TCH	18.04m
11 Hermann Bollmann	80	GER	17.80m
12 Pedro Jose Villanueva	82	COL	17.10m
Decathlon			
1 Kizo Kimura	JPN		5499
100	18.00	582	w: NWI
LJ	3.22m	632	w: 0.9
SP	7.42m	720	
HJ	1.17m	813	
400	1:43.88	223	
HURDLE	19.56	696	w: NWI
DT	21.46m	604	
PV	1.70m	459	
JT	16.08m	403	
1500	8:58.63	367	
2 Giichi Suda	JPN		5412
100	16.52	786	w: NWI
LJ	3.69m	842	w: 1.8
SP	6.70m	638	
HJ	1.08m	679	
400	1:29.29	519	
HURDLE	20.38	623	w: NWI
DT	16.04m	419	
PV	NH	0	
JT	16.46m	415	
1500	8:19.50	491	

Name	Age	Country	Results	Name	Age	Country	Results	Name	Age	Country	Results	Name	Age	Country	Results		
3 Kichisuke Ishikawa		JPN	4916	7 Eugene Bradford		USA	2879	3 Jehanbax Kapadia	89	IND	54.30	Discus Throw 1 kg					
100	17.62	631	w: NW1	HT	18.96m	446		400 Meter Dash				FINAL					
LJ	3.06m	565	w: 1.3	SP	9.02m	904		FINAL				1	Paavo Patinen	85	FIN	22.44m	
SP	7.27m	703		DT	22.38m	637		1	Russell Randall	88	USA	1:38.34	2	Alfred Proksch	86	AUT	22.38m
HJ	1.17m	813		JT	16.18m	406		2	Erkki Haapalainen	85	FIN	1:42.35	3	Robert Sattler	85	GER	19.68m
400	1:38.25	324		WT	8.80m	486		3	Jehanbax Kapadia	89	IND	1:54.16	4	Karl Trei	86	CAN	19.44m
HURDLE	29.22	86	w: NW1	8 Kustaa Jarvinen		FIN	2628	4	Charles Espy	85	USA	2:18.01	5	Ernst Schmidr	89	GER	16.26m
DT	18.94m	517		HT	22.38m	552		800 Meter Run				Hammer Throw 4 kg					
PV	1.70m	459		SP	6.86m	656		FINAL				FINAL					
JT	16.26m	409		DT	18.96m	518		1	Erkki Haapalainen	85	FIN	4:36.30	1	Paavo Patinen	85	FIN	20.42m
1500	8:44.86	409		JT	13.84m	328		2	Charles Espy	85	USA	5:45.50	2	Ernst Schmidr	89	GER	15.26m
4 Robert Boal		USA	4107	WT	10.08m	574		1,500 Meter Run				Javelin Throw 600g					
100	20.15	335	w: 2.0	2 Ernst Schmidr		GER	2497	FINAL				FINAL					
LJ	2.61m	388	w: 1.6	HT	15.40m	419		1	Alipio Santos	86	POR	9:13.52	1	Karl Trei	86	CAN	20.78m
SP	5.44m	495		SP	6.28m	720		2	Charles Espy	85	USA	14:47.59	2	Robert Sattler	85	GER	20.38m
HJ	1.08m	679		DT	15.52m	498		5,000 Meter Run				3	Kameo Jin	86	JPN	16.12m	
400	1:40.41	283		JT	13.62m	391		FINAL				4	Ernst Schmidr	89	GER	13.00m	
HURDLE	21.47	532	w: NW1	WT	7.60m	469		10,000 Meter Run				Decathlon					
DT	17.32m	462		Cross Country				FINAL				1	Erkki Haapalainen	FIN	3493		
PV	1.20m	222		1 Tuplete Vasconcellos	81	BRA	58:53	1	Alipio Santos	86	POR	34:28.95	100	19.02	620	w: NW1	
JT	15.02m	367		2 Giovanni Bonora	80	ITA	1:02:25	2	Charles Espy	85	USA	55:33.44	LJ	2.32m	375	w: 1.1	
1500	9:06.63	344		3 Eugene Keller	80	USA	1:02:44	5,000 Meter Race Walk				SP	4.51m	483			
5 Gilberto Gonzalez		PUR	4088	4 Lucien-Marce Aellen	82	SUI	1:09:14	FINAL				HJ	0.78m	352			
100	18.02	580	w: NW1	5 Sidney Pritchard	80	CAN	1:20:06	1	Alipio Santos	86	POR	1:13:01.90	400	1:54.72	207		
LJ	3.06m	565	w: 1.6	6 Gerhard Theune	82	GER	1:22:29	2	Charles Espy	85	USA	2:00:15.20	HURDLE	NT	0		
SP	7.52m	731		7 Hugo Hoppen	82	GER	1:22:29	10,000 Meter Race Walk				DT	14.48m	455			
HJ	1.08m	679		8 Johannes Luther	82	GER	1:34:22	FINAL				PV	1.20m	282			
400	1:53.08	95		9 Julius Hannappel	82	GER	1:43:04	1	John Hanna	86	USA	38:38.77	JT	13.26m	378		
HURDLE	NT	0		Cross Country Team				FINAL				1500	1	0:03.59	341		
DT	21.52m	607		1 Germany			4:19:20	5,000 Meter Race Walk				Weight Pentathlon					
PV	1.70m	459		Hugo Hoppen			1:22:29	FINAL				1	Paavo Patinen	FIN	3079		
JT	15.16m	372		Gerhard Theune			1:22:29	1	Kurt Straus	85	USA	38:40.51	HT	19.88m	582		
1500	NT	0		Johannes Luther			1:34:22	2	Sam Gadless	88	USA	38:45.58	SP	7.56m	894		
Weight Pentathlon				20 km Road Walk				High Jump				Cross Country					
1 Emil Schortle Dr		GER	3744	1 Viljo Hallikainen	83	FIN	2:40:16	FINAL				1	Charles Espy	85	USA	2:03:10	
HT	26.56m	682		2 Bill Patterson	80	USA	2:51:16	FINAL				Marathon					
SP	9.18m	922		3 Mario Brivio	82	ITA	2:55:15	1	Karl Trei	86	CAN	0.98m	1	Sam Gadless	88	USA	6:23:18
DT	24.62m	715		4 Harry Drazin	81	USA	3:02:08	Pole Vault				MEN 90					
JT	20.64m	556		5 Gerhard Theune	82	GER	3:11:56	FINAL				100 Meter Dash					
WT	14.32m	869		6 Johannes Luther	82	GER	3:14:13	FINAL				FINAL					
2 Artur Fleischhauer		GER	3431	7 Heinrich Busch	81	GER	3:14:14	FINAL				Wind Reading: -2.1					
HT	25.38m	645		Marathon				Long Jump				200 Meter Dash					
SP	8.26m	816		1 Tuplete Vasconcellos	81	BRA	4:38:43	FINAL				FINAL					
DT	23.08m	661		2 Dudley Healy	81	USA	5:01:38	FINAL				Wind Reading: -2.1					
JT	20.48m	551		MEN 85				Triple Jump				Wind Reading: -3.0					
WT	12.74m	758		100 Meter Dash				FINAL				100 Meter Dash					
3 Gerhard Schepe		GER	3301	FINAL				FINAL				FINAL					
HT	22.62m	559		Wind Reading: -2.0				FINAL				Wind Reading: -3.0					
SP	10.39m	1063		1 Kozo Haraguchi	85	JPN	17.95	FINAL				100 Meter Dash					
DT	25.42m	743		2 Ahti Pajunen	85	FIN	18.39	FINAL				FINAL					
JT	31.52m	936		3 Russell Randall	88	USA	18.41	FINAL				Wind Reading: -2.1					
WT	FOUL	0		4 Sant Singh	85	IND	19.97	FINAL				100 Meter Dash					
4 Berno Wischmann		GER	3254	5 Zoltan Farkas	85	HUN	21.77	FINAL				FINAL					
HT	27.92m	725		6 Kumazo Kashiwada	88	JPN	23.10	FINAL				Wind Reading: -2.1					
SP	7.82m	766		7 Jehanbax Kapadia	89	IND	23.50	FINAL				100 Meter Dash					
DT	22.96m	657		MEN 85				Shot Put 4 kg				FINAL					
JT	20.42m	549		100 Meter Dash				FINAL				FINAL					
WT	9.84m	557		FINAL				FINAL				FINAL					
5 Kurt Claas		GER	3122	Wind Reading: -2.0				FINAL				400 Meter Dash					
HT	21.14m	513		1 Kozo Haraguchi	85	JPN	17.95	FINAL				FINAL					
SP	7.51m	730		2 Ahti Pajunen	85	FIN	18.39	FINAL				FINAL					
DT	27.54m	819		3 Russell Randall	88	USA	18.41	FINAL				FINAL					
JT	19.00m	501		4 Sant Singh	85	IND	19.97	FINAL				FINAL					
WT	9.86m	559		5 Zoltan Farkas	85	HUN	21.77	FINAL				FINAL					
6 Tatu Pohja		FIN	3005	6 Kumazo Kashiwada	88	JPN	23.10	FINAL				FINAL					
HT	22.00m	540		7 Jehanbax Kapadia	89	IND	23.50	FINAL				FINAL					
SP	7.70m	752		200 Meter Dash				FINAL				FINAL					
DT	20.82m	582		FINAL				FINAL				FINAL					
JT	22.22m	611		Wind Reading: -8.0				FINAL				FINAL					
WT	9.30m	520		1 Ahti Pajunen	85	FIN	39.42	FINAL				FINAL					
				2 Russell Randall	88	USA	40.90	FINAL				FINAL					
								FINAL				FINAL					

Name	Age	Country	Results	Name	Age	Country	Results	Name	Age	Country	Results	Name	Age	Country	Results		
800 Meter Run				High Jump				2 Waldo McBurney 92 USA 6.70m				Weight Pentathlon					
FINAL				FINAL				Discus Throw 1 kg				1 Everett W. Hosack USA 2225					
1	Waldo McBurney	92	USA	5:50.27	1	Waldo McBurney	92	USA	0.98m	FINAL				HT	13.20m	476	
5,000 Meter Run				Long Jump				1 Lamberto Cicconi 90 ITA 22.06m				SP	4.24m	617			
FINAL				FINAL				2 Konrad Boas 91 USA 9.84m				DT	11.78m	490			
1	Alfred Althaus	91	GER	43:48.03	1	Everett W. Hosack	93	USA	2.18m 1.2	Javelin Throw 600g				JT	6.74m	197	
10,000 Meter Run				Triple Jump				1 Asdrubal Capo 91 URU 8.90m				WT	6.06m	445			
FINAL				FINAL				FINAL									
1	Alfred Althaus	91	GER	1:25:33.80	1	Waldo McBurney	92	USA	4.04m 3.5	Shot Put 4 kg							
2	Kazuo Morikawa	90	JPN	1:46:52.10	Shot Put 4 kg				FINAL								
5,000 Meter Race Walk				Shot Put 4 kg				FINAL									
FINAL				FINAL				FINAL									
1	Kazuo Morikawa	90	JPN	49:42.70	1	Lamberto Cicconi	90	ITA	6.94m								

Name	Age	Country	Results	Name	Age	Country	Results	Name	Age	Country	Results	Name	Age	Country	Results				
WOMEN 35				100 Meter Dash				HEATS				HEATS							
Heat 1 Wind Reading: 4.7				Heat 2 Wind Reading: 3.9				Heat 3 Wind Reading: 4.2				Heat 4 Wind Reading: 2.8							
1	Kim Kare	38	AUS	12.64	1	Anke Moritz	36	GER	12.63	1	Christine Muller	36	SUI	12.35	1	Jocelyn Harwood	37	GBR	12.29
2	Elma Bronkhorst	39	RSA	12.74	2	Margaret Perrott	36	AUS	13.03	2	Louise Clark	37	USA	12.82	2	Sonja Kuipers	38	NED	12.64
3	Arlene Salzwedel	35	RSA	13.17	3	Debbie Lange	39	AUS	13.64	3	Denise McField	39	JAM	13.45	3	Rita Benkone Reiter	37	HUN	12.79
4	Patricia Finley	35	USA	14.51	4	Rose Thegarajah	38	SRI	14.15	4	Karin Grummert	39	GER	13.64	4	Deborah Lenz	39	CAN	13.15
5	Ivette M Gracia Vega	37	PUR	14.75	5	Jeannette Quiroga Duarte	37	COL	14.26	5	Terri Manley	36	CAN	13.71	5	Beatriz Ramirez de Rios	39	COL	14.31
6	Monica Centurion	37	ARG	16.03	6	Mc-Tsui Chin	39	TPE	14.47	6	Nara Beatriz Da Silva	38	BRA	13.97	6	Mei-Hua Lin	36	TPE	14.70
7					7	Lynn Davis	39	USA	15.18	7	Shellie Banks	37	USA	15.41	7	Marina Castro Gil	38	COL	15.08
Heat 2 Wind Reading: 3.2				Heat 3 Wind Reading: 5.3				Heat 1 Wind Reading: 0.5				Heat 2 Wind Reading: -2.7							
1	Peta Bird	38	AUS	27.53	1	Caren Joan Reindl	37	CAN	26.67	1	Jocelyn Harwood	37	GBR	26.00	1	Sonja Kuipers	38	NED	26.29
2	Arlene Salzwedel	35	RSA	27.98	2	Anke Moritz	36	GER	26.68	2	Anke Moritz	36	GER	26.44	2	Kim Kare	38	AUS	26.39
3	Rita Benkone Reiter	37	HUN	28.26	3	Dagmar Hill	35	GER	28.47	3	Peta Bird	38	AUS	26.80	3	Caren Joan Reindl	37	CAN	26.57
4	Donna Nielsen	37	USA	28.56	4	Denise McField	39	JAM	28.99	4	Louise Clark	37	USA	27.19	4	Elma Bronkhorst	39	RSA	27.35
5	Siv Karlstrom	38	FIN	30.34	5	Shellie Banks	37	USA	30.87	5	Deborah Lenz	39	CAN	27.32	5	Rita Benkone Reiter	37	HUN	27.62
6	Terri Manley	36	CAN	30.46	6	Lynn Davis	39	USA	31.55	6	Arlene Salzwedel	35	RSA	27.58	6	Belinda McCoy	35	USA	27.67
7	Nara Beatriz Da Silva	38	BRA	30.58	7	Marina Castro Gil	38	COL	31.74	7	Carole Smith	38	GBR	28.16	7	Dagmar Hill	35	GER	28.20
Heat 4 Wind Reading: 2.8				SEMI FINALS				Heat 1 Wind Reading: -3.8				FINAL							
1	Jocelyn Harwood	37	GBR	12.29	Heat 1 Wind Reading: 0.5				1	Jocelyn Harwood	37	GBR	25.65	Wind Reading: -3.8					
2	Sonja Kuipers	38	NED	12.64	Heat 2 Wind Reading: -2.7				2	Anke Moritz	36	GER	26.06	HEATS					
3	Rita Benkone Reiter	37	HUN	12.79	1	Sonja Kuipers	38	NED	26.29	3	Sonja Kuipers	38	NED	26.14	Heat 1				
4	Deborah Lenz	39	CAN	13.15	2	Kim Kare	38	AUS	26.39	4	Elma Bronkhorst	39	RSA	27.35	1	Sonja Kuipers	38	NED	1:00.03
5	Beatriz Ramirez de Rios	39	COL	14.31	3	Caren Joan Reindl	37	CAN	26.57	5	Rita Benkone Reiter	37	HUN	27.62	2	Elma Bronkhorst	39	RSA	1:00.24
6	Mei-Hua Lin	36	TPE	14.70	4	Elma Bronkhorst	39	RSA	27.35	6	Belinda McCoy	35	USA	27.67	3	Jenny Brown	36	GBR	1:00.54
7	Marina Castro Gil	38	COL	15.08	5	Rita Benkone Reiter	37	HUN	27.62	7	Dagmar Hill	35	GER	28.20	4	Susan Smith	38	GBR	1:01.55
SEMI FINALS				6	Arlene Salzwedel	35	RSA	27.58	8	Donna Nielsen	37	USA	28.35	5	Dr. Elke Neuendorf	35	GER	1:01.69	
Heat 1 Wind Reading: -0.3				7	Carole Smith	38	GBR	28.16	FINAL				6	Louise Clark	37	USA	1:04.41		
1	Christine Muller	36	SUI	12.76	8	Debbie Lange	39	AUS	28.40	400 Meter Dash				7	Cheryl Youldon	37	CAN	1:05.59	
2	Anke Moritz	36	GER	12.89	Heat 2 Wind Reading: -2.7				HEATS				8	Rita Morales	38	VEN	1:14.34		
3	Louise Clark	37	USA	13.13	1	Sonja Kuipers	38	NED	26.29	Heat 1				1	Kim Kare	38	AUS	59.45	
4	Elma Bronkhorst	39	RSA	13.38	2	Kim Kare	38	AUS	26.39	Heat 2				2	Theresa Haynes	38	USA	1:00.45	
5	Arlene Salzwedel	35	RSA	13.57	3	Caren Joan Reindl	37	CAN	26.57	Heat 1				3	Carole Smith	38	GBR	1:01.16	
6	Denise McField	39	JAM	13.84	4	Elma Bronkhorst	39	RSA	27.35	Heat 2				4	Belinda McCoy	35	USA	1:03.01	
7	Karin Grummert	39	GER	14.14	5	Rita Benkone Reiter	37	HUN	27.62	Heat 1				5	Sheree Robertson	38	USA	1:05.63	
8	Terri Manley	36	CAN	14.31	6	Belinda McCoy	35	USA	27.67	Heat 2				FINAL					
Heat 2 Wind Reading: -2.8				7	Dagmar Hill	35	GER	28.20	Heat 1				1	Jennifer Fisher	35	BER	4:32.43		
1	Jocelyn Harwood	37	GBR	12.68	8	Donna Nielsen	37	USA	28.35	Heat 2				2	Annette Koop	37	GER	4:33.84	
2	Sonja Kuipers	38	NED	13.00	FINAL				Heat 1				3	Janet Takahashi	39	CAN	4:39.44		
3	Margaret Perrott	36	AUS	13.14	400 Meter Dash				Heat 2				4	Janet Takahashi	39	CAN	4:39.44		
4	Kim Kare	38	AUS	13.21	HEATS				Heat 1				5	Marina Castro Gil	38	COL	5:10.37		
5	Rita Benkone Reiter	37	HUN	13.37	Wind Reading: -3.8				Heat 2				6	Barbara Aston	39	CAN	6:25.22		
6	Deborah Lenz	39	CAN	13.57	1	Jocelyn Harwood	37	GBR	25.65	Heat 1				Heat 1					
7	Debbie Lange	39	AUS	13.98	2	Anke Moritz	36	GER	26.06	Heat 2				1	Carla Hervert	36	USA	4:58.50	
8	Nara Beatriz Da Silva	38	BRA	14.51	3	Sonja Kuipers	38	NED	26.14	Heat 3				2	Janet Takahashi	39	CAN	4:58.62	
FINAL				4	Kim Kare	38	AUS	26.24	Heat 4				3	Catherine Hennessy	35	IRL	4:58.65		
Wind Reading: -3.0				5	Caren Joan Reindl	37	CAN	26.52	Heat 5				4	Moira Kemp	37	NZL	4:58.68		
1	Jocelyn Harwood	37	GBR	12.92	6	Peta Bird	38	AUS	26.74	Heat 6				5	Annette Koop	37	GER	4:58.76	
2	Christine Muller	36	SUI	13.09	7	Elma Bronkhorst	39	RSA	27.10	Heat 7				6	Cheryl Youldon	37	CAN	4:59.55	
3	Anke Moritz	36	GER	13.10	8	Louise Clark	37	USA	27.37-3.8	Heat 8				7	Janet Christ	37	CAN	5:01.71	
4	Kim Kare	38	AUS	13.14	400 Meter Dash				Heat 9				8	Martha Orduna	36	COL	5:08.80		
5	Sonja Kuipers	38	NED	13.15	HEATS				Heat 10				9	Leonie Greyling	38	RSA	5:10.37		
6	Margaret Perrott	36	AUS	13.26	Heat 1				Heat 2				10	Barbara Aston	39	CAN	6:25.22		
7	Louise Clark	37	USA	13.28	1	Sonja Kuipers	38	NED	1:00.03	Heat 1				Heat 3					
8	Elma Bronkhorst	39	RSA	13.64	2	Elma Bronkhorst	39	RSA	1:00.24	Heat 2				Heat 4					
200 Meter Dash				3	Jenny Brown	36	GBR	1:00.54	Heat 3				Heat 5						
HEATS				4	Susan Smith	38	GBR	1:01.55	Heat 4				Heat 6						
Heat 1 Wind Reading: 1.4				5	Dr. Elke Neuendorf	35	GER	1:01.69	Heat 5				Heat 7						
1	Jocelyn Harwood	37	GBR	26.64	6	Louise Clark	37	USA	1:04.41	Heat 6				Heat 8					
2	Elma Bronkhorst	39	RSA	27.53	7	Cheryl Youldon	37	CAN	1:05.59	Heat 7				Heat 9					
3	Louise Clark	37	USA	27.53	8	Rita Morales	38	VEN	1:14.34	Heat 8				Heat 10					
Heat 2 Wind Reading: 1.4				Heat 9				Heat 10				Heat 11							
1	Jocelyn Harwood	37	GBR	26.64	1	Kim Kare	38	AUS	59.45	Heat 1				Heat 12					
2	Elma Bronkhorst	39	RSA	27.53	2	Theresa Haynes	38	USA	1:00.45	Heat 2				Heat 13					
3	Louise Clark	37	USA	27.53	3	Carole Smith	38	GBR	1:01.16	Heat 3				Heat 14					
Heat 3 Wind Reading: 1.4				4	Belinda McCoy	35	USA	1:03.01	Heat 4				Heat 15						
1	Jocelyn Harwood	37	GBR	26.64	5	Sheree Robertson	38	USA	1:05.63	Heat 5				Heat 16					
2	Elma Bronkhorst	39	RSA	27.53	Heat 6				Heat 7				Heat 17						
3	Louise Clark	37	USA	27.53	Heat 8				Heat 9				Heat 18						
Heat 4 Wind Reading: 1.4				Heat 10				Heat 11				Heat 19							
1	Jocelyn Harwood	37	GBR	26.64	Heat 12				Heat 13				Heat 20						
2	Elma Bronkhorst	39	RSA	27.53	Heat 14				Heat 15				Heat 21						
3	Louise Clark	37	USA	27.53	Heat 16				Heat 17				Heat 22						
Heat 5 Wind Reading: 1.4				Heat 18				Heat 19				Heat 23							
1	Jocelyn Harwood	37	GBR	26.64	Heat 20				Heat 21				Heat 24						
2	Elma Bronkhorst	39	RSA	27.53	Heat 22				Heat 23				Heat 25						
3	Louise Clark	37	USA	27.53	Heat 24				Heat 25				Heat 26						
Heat 6 Wind Reading: 1.4				Heat 26				Heat 27				Heat 28							
1	Jocelyn Harwood	37	GBR	26.64	Heat 28				Heat 29				Heat 30						
2	Elma Bronkhorst	39	RSA	27.53	Heat 30				Heat 31				Heat 32						
3	Louise Clark	37	USA	27.53	Heat 32				Heat 33				Heat 34						
Heat 7 Wind Reading: 1.4				Heat 34				Heat 35				Heat 36							
1	Jocelyn Harwood	37	GBR	26.64	Heat 36				Heat 37				Heat 38						
2	Elma Bronkhorst	39	RSA	27.53	Heat 38				Heat 39				Heat 40						
3	Louise Clark	37	USA	27.53	Heat 40				Heat 41				Heat 42						
Heat 8 Wind Reading: 1.4				Heat 42				Heat 43				Heat 44							
1	Jocelyn Harwood	37	GBR	26.64	Heat 44				Heat 45				Heat 46						
2	Elma Bronkhorst	39	RSA	27.53	Heat 46				Heat 47				Heat 48						
3	Louise Clark	37	USA	27.53	Heat 48				Heat 49				Heat 50						
Heat 9 Wind Reading: 1.4				Heat 50				Heat 51				Heat 52							
1	Jocelyn Harwood	37	GBR	26.64	Heat 52				Heat 53				Heat 54						
2	Elma Bronkhorst	39	RSA	27.53	Heat 54				Heat 55				Heat 56						
3	Louise Clark	37	USA	27.53	Heat 56				Heat 57				Heat 58						
Heat 10 Wind Reading: 1.4				Heat 58				Heat 59				Heat 60							
1	Jocelyn Harwood	37	GBR	26.64	Heat 60				Heat 61				Heat 62						
2	Elma Bronkhorst	39	RSA	27.53	Heat 62				Heat 63				Heat 64						
3	Louise Clark	37	USA	27.53	Heat 64				Heat 65				Heat 66						
Heat 11 Wind Reading: 1.4				Heat 66				Heat 67				Heat 68							
1	Jocelyn Harwood	37	GBR	26.64	Heat 68				Heat 69				Heat 70						
2	Elma Bronkhorst	39	RSA	27.53	Heat 70				Heat 71				Heat 72						
3	Louise Clark	37	USA	27.53	Heat 72				Heat 73				Heat 74						
Heat 12 Wind Reading: 1.4				Heat 74				Heat 75				Heat 76							
1	Jocelyn Harwood	37	GBR	26.64	Heat 76				Heat 77				Heat 78						
2</																			

Name	Age	Country	Results
2 Anke Moritz	36	GER	14.90
3 Deborah Keenleyside	37	GBR	15.97
4 Martha Mendenhall	36	USA	18.52

Heat 2 Wind Reading: 2.0

1 Jocelyn Harwood	37	GBR	14.49
2 Esca Taljaard	37	RSA	16.28
3 Angelika Holder	39	GER	17.97
4 Balari Binamai	36	IND	18.62
5 Zdenka Potnik	37	SLO	19.36

FINAL

Wind Reading: -5.2

1 Jocelyn Harwood	37	GBR	15.02
2 Christine Muller	36	SUI	15.24
3 Anke Moritz	36	GER	16.24
4 Deborah Keenleyside	37	GBR	17.30
5 Esca Taljaard	37	RSA	17.56
6 Angelika Holder	39	GER	18.89
7 Balari Binamai	36	IND	19.08

400 Meter Int Hurdles 30"

HEATS

Heat 1

1 Christine Muller	36	SUI	1:08.12
2 Carole Smith	38	GBR	1:09.84
3 Petra Schmalfeld	36	GER	1:11.66
4 Balari Binamai	36	IND	1:15.69
5 Siv Karlstrom	38	FIN	1:15.99
6 Ana Maria Rezende	39	BRA	1:16.53

Heat 2

1 Caren Joan Reindl	37	CAN	1:05.96
2 Jennifer Fisher	35	BER	1:06.98
3 Denise Foreman	39	USA	1:09.68
4 Esca Taljaard	37	RSA	1:10.01
5 Donna Nielsen	37	USA	1:12.38
6 Carol Felepchuk	37	CAN	1:16.07

FINAL

1 Christine Muller	36	SUI	1:02.66
2 Jennifer Fisher	35	BER	1:03.55
3 Caren Joan Reindl	37	CAN	1:04.00
4 Carole Smith	38	GBR	1:07.78
5 Esca Taljaard	37	RSA	1:08.17
6 Petra Schmalfeld	36	GER	1:10.21
7 Donna Nielsen	37	USA	1:11.41

2,000 Meter Steeplechase

FINAL

1 Jennifer Fisher	35	BER	7:58.13
2 Marietje Ceronio	38	RSA	8:07.80
3 Slavica Poznic	35	SLO	8:39.27
4 Hortensia Flores	38	CHI	10:11.06

4x100 Meter Relay

1 Australia	50.29
Margaret Perrott	36
Kim Kare	38
Debbie Lange	39
Peta Bird	38
2 Germany	51.50
Petra Schmalfeld	36
Dr. Elke Neuendorf	35
Anke Moritz	36
Dagmar Hill	35
3 United States	52.46
Belinda McCoy	35
Patricia Finley	35
Donna Nielsen	37
Marybeth Dillon	40
4 Netherlands	53.06
Diny Van de Ven	43
Anja Akkerman	40
Janny Kuper-de Leeuw	40
Sonja Kuipers	38

Name	Age	Country	Results
5 Brazil			54.01
Anna Maria Cafaro	40		
Nara Beatriz Da Silva	38		
Ana Maria Rezende	39		
Conceicao Geremias	38		
6 Colombia			54.92
Beatriz Ramirez de Rio	39		
Evelina Cotes Freyte	38		
Jeannette Quiroga Duar	37		
Nubia Mena Murillo	42		
7 Slovenia			55.26
Lidija Lapajne	36		
Luciana Hvalic	35		
Zdenka Potnik	37		
Ana Jerman	43		
- Great Britain			DQ
Susan Smith	38		
Paula Standen	36		
Carole Smith	38		
Jenny Brown	36		
- Canada			DQ
Caren Joan Reindl	37		
Terri Manley	36		
Cheryl Youldon	37		
Deborah Lenz	39		
- Republic of South Africa			DQ
Esca Taljaard	37		
Arlene Salzwedel	35		
Juriana Lane	41		
Elma Bronkhorst	39		

4x400 Meter Relay

1 Australia	4:05.4
Peta Bird	38
Marie Kay	35
Lynne Choate	42
Kim Kare	38
2 United States	4:07.01
Belinda McCoy	35
Josephine Sullivan	70
Donna Nielsen	37
Theresa Haynes	38
3 Germany	4:08.41
Anke Moritz	36
Dr. Elke Neuendorf	35
Petra Schmalfeld	36
Annette Koop	37
4 Great Britain	4:11.22
Carole Smith	38
Susan Smith	38
Joylyn Saunders	42
Jenny Brown	36
5 Republic of South Africa	4:15.68
Esca Taljaard	37
Arlene Salzwedel	35
Juriana Lane	41
Annatie Engelbrecht	43
6 Brazil	4:30.51
Ana Maria Rezende	39
Naida Freitas	45
Nara Beatriz Da Silva	38
Conceicao Geremias	38
7 Ireland	4:49.79
Jean O'Neill	49
Irene McLoughlin	36
Rosaleen Hayden	46
Mags Greenan	37

High Jump

FINAL

1 Lidija Lapajne	36	SLO	1.76m
------------------	----	-----	-------

Name	Age	Country	Results
2 Jenny Brown	36	GBR	1.72m
3 Petra Gregor	36	GER	1.64m
4 Galina Brigadnaja	36	TKM	1.60m
5 Jutta Pfannkuche	37	GER	1.56m
6 Theresa Haynes	38	USA	1.56m
7 Martha Mendenhall	36	USA	1.56m
8 Dagmar Hill	35	GER	1.52m
9 Anne Kiudsoo	36	EST	1.44m
9 Paula Standen	36	GBR	1.44m
11 Marie Kay	35	AUS	1.44m
12 Jutta Neumann	39	GER	1.28m
13 Meena Bora Saikia	36	IND	1.24m
14 Lynn Davis	39	USA	1.07m

Pole Vault

FINAL

1 Petra Herrmann	35	GER	3.00m
2 Conceicao Geremias	38	BRA	2.60m
3 Marina Protz	37	GER	2.00m

Long Jump

FINAL

1 Petra Herrmann	35	GER	5.36m 1.2
2 Petra Gregor	36	GER	5.31m 1.0
3 Jenny Brown	36	GBR	5.31m 1.7
4 Luciana Hvalic	35	SLO	5.25m 0.8
5 Donna Pope-Green	38	USA	5.14m 0.0
6 Marie Kay	35	AUS	5.08m 0.0
7 Deborah Lenz	39	CAN	4.74m 1.5
8 Martha Mendenhall	36	USA	4.35m 0.6
9 Jennifer Fisher	35	BER	3.93m 0.8
10 Eliana DinizMendes	37	BRA	3.79m 0.3
- Jeannette Quiroga Duarte	37	COL	FOUL NWI
- Ana SandovalParedes	39	CHI	FOUL NWI

Triple Jump

FINAL

1 Conceicao Geremias	38	BRA	12.12m 2.7
2 Petra Herrmann	35	GER	11.83m 4.5
3 Jenny Brown	36	GBR	11.07m 2.0
4 Marie Kay	35	AUS	10.60m 2.1
5 Jutta Pfannkuche	37	GER	9.68m 2.2
6 Jeannette Quiroga Duarte	37	COL	8.80m 2.1
7 Paula Standen	36	GBR	8.35m 2.8
8 Julie Wiedis	36	USA	7.43m 3.3

Shot Put 4 kg

FINAL

1 Carol Finsrud	38	USA	12.43m
2 Zsuzsanna Magyari	36	HUN	11.71m
3 Gadrun Emmert	39	GER	11.70m
4 Yosephine Mahuse	39	INA	11.53m
5 Sarah Boslaugh	39	USA	10.91m
6 Siv Karlstrom	38	FIN	9.62m
7 Ana Bertha Garcia Vizcarra	39	MEX	9.05m
8 Jutta Neumann	39	GER	8.94m
9 Luz Amparo Bello deMarquez	35	COL	8.17m
10 Shellie Banks	37	USA	7.91m

Discus Throw 1 kg

FINAL

1 Carol Finsrud	38	USA	48.92m
2 Dorie Cortejo	37	PHI	37.52m
3 Sarah Boslaugh	39	USA	35.20m
4 Gadrun Emmert	39	GER	34.70m
5 Jutta Neumann	39	GER	34.26m

Name	Age	Country	Results
6 Angelika Holder	39	GER	33.66m
7 Elisabete Lopes Cardoso	37	POR	32.44m
8 Ana Bertha Garcia Vizcarra	39	MEX	30.94m
9 Yosephine Mahuse	39	INA	28.18m
10 Jenny Earle	36	GBR	27.70m
11 Ramasamy Pushfa	38	MAS	24.18m
12 Luz Amparo Bello deMarquez	35	COL	23.86m
13 Deborah Ecklund	35	USA	23.58m

Hammer Throw 4 kg

FINAL

1 Sarah Boslaugh	39	USA	40.80m
2 Gadrun Emmert	39	GER	36.80m
3 Evelina Cotes Freyte	38	COL	36.52m
4 Jenny Earle	36	GBR	31.62m
5 Siv Karlstrom	38	FIN	31.44m
6 Luz Amparo Bello deMarquez	35	COL	30.24m
7 Beatriz Ramirez de Rios	39	COL	27.92m
8 LaGie Swanson	36	USA	25.08m
9 Deborah Ecklund	35	USA	18.18m
10 Abha Sharma	38	IND	16.70m

Javelin Throw 600g

FINAL

1 Sandra Dejus	37	LAT	37.76m
2 Peta Bird	38	AUS	33.00m
3 Evelina Cotes Freyte	38	COL	31.16m
4 Hanneliese Illmann	37	PER	29.46m
5 LaGie Swanson	36	USA	28.88m
6 Ramasamy Pushfa	38	MAS	25.52m
7 Julie Wiediu	36	USA	25.30m
8 Deborah Ecklund	35	USA	18.52m
9 Ana Bertha Garcia Vizcarra	39	MEX	12.64m
- Sarah Boslaugh	39	USA	ND

Heptathlon

1 Conceicao Geremias	BRA	5311	
100HH	16.01	814	w-6.5
HJ	1.64m	928	
SP	13.02m	729	
200	27.11	751	w- NWI
LJ	5.47m	810	w- 2.9
JT	33.84m	657	
800	2:41.15	622	
2 Jenny Brown	GBR	5062	
100HH	16.62	740	w-6.5
HJ	1.67m	978	
SP	9.48m	495	
200	28.01	678	w- NWI
LJ	5.32m	761	w- 4.6
JT	32.72m	632	
800	2:28.29	778	
3 Donna Ricks	USA	4952	
100HH	16.30	778	w- 4.4
HJ	1.61m	891	
SP	9.98m	528	
200	27.62	709	w- NWI
LJ	5.14m	706	w- 3.0
JT	31.16m	596	
800	2:30.99	744	
4 Peta Bird	AUS	4544	
100HH	18.38	544	w- 6.1
HJ	1.49m	736	
SP	9.25m	480	
200	26.63	792	w- NWI
LJ	5.09m	691	w- 1.2
JT	31.44m	603	
800	2:34.76	698	

Name	Age	Country	Results
5 Maric Kay	AUS	4346	
100HH	18.01	584	w: -4.3
HJ	1.49m	736	
SP	8.76m	449	
200	28.71	624	w: NWI
LJ	5.05m	677	w: 1.6
JT	30.72m	587	
800	2:35.50	689	
6 Dagmar Hill	GER	4037	
100HH	17.74	612	w: -4.3
HJ	1.52m	771	
SP	9.68m	509	
200	28.69	625	w: NWI
LJ	5.17m	715	w: 3.8
JT	19.94m	349	
800	2:56.60	456	
7 Corry Fox	CAN	3939	
100HH	16.63	739	w: -4.3
HJ	1.49m	736	
SP	10.52m	564	
200	28.29	656	w: NWI
LJ	5.18m	717	w: 5.1
JT	ND	0	
800	2:49.73	527	
8 Angelika Holder	GER	3549	
100HH	18.55	527	w: -6.5
HJ	1.43m	666	
SP	9.62m	504	
200	30.93	463	w: NWI
LJ	4.41m	487	w: 2.7
JT	24.08m	440	
800	2:56.02	462	
9 Katalin Bodi	HUN	3298	
100HH	19.70	417	w: -4.3
HJ	1.40m	632	
SP	9.67m	508	
200	32.89	341	w: NWI
LJ	4.11m	406	w: 6.3
JT	29.58m	561	
800	2:58.97	433	
10 Norma Gonzalez	MEX	2791	
100HH	18.59	523	w: -4.3
HJ	1.40m	632	
SP	5.11m	215	
200	31.52	425	w: NWI
LJ	3.98m	371	w: 6.4
JT	11.06m	158	
800	2:55.53	467	
11 Hortensia Flores	CHI	2485	
100HH	22.74	182	w: -4.3
HJ	1.28m	491	
SP	7.93m	395	
200	32.73	350	w: NWI
LJ	4.17m	423	w: 3.1
JT	15.42m	251	
800	3:03.17	393	
12 Marina Protz	GER	2122	
100HH	20.19	373	w: -6.5
HJ	1.22m	419	
SP	6.90m	329	
200	34.01	278	w: NWI
LJ	3.75m	315	w: 2.0
JT	19.70m	344	
800	3:52.42	64	

Weight Pentathlon

1 Sarah Boslaugh	USA	3159	
HT	41.00m	741	
SP	10.92m	590	
DT	38.04m	616	
JT	20.66m	365	
WT	12.19m	847	

Name	Age	Country	Results
2 Gadrin Emmert	GER	2880	
HT	37.96m	673	
SP	10.89m	588	
DT	35.48m	566	
JT	19.70m	344	
WT	10.50m	709	
3 Jenny Earle	GBR	2391	
HT	31.92m	540	
SP	8.77m	449	
DT	28.12m	427	
JT	17.30m	292	
WT	10.17m	683	
4 Katalin Bodi	HUN	2316	
HT	21.68m	319	
SP	9.25m	480	
DT	24.12m	353	
JT	31.14m	596	
WT	8.73m	568	
5 LaGie Swanson	USA	1661	
HT	20.78m	300	
SP	7.56m	371	
DT	19.52m	269	
JT	26.40m	491	
WT	4.41m	230	
6 Deborah Ecklund	USA	1658	
HT	17.12m	222	
SP	7.13m	343	
DT	23.44m	340	
JT	19.64m	343	
WT	6.74m	410	
7 Abha Sharma	IND	1198	
HT	18.60m	253	
SP	5.83m	261	
DT	18.00m	242	
JT	12.84m	196	
WT	4.62m	246	

Cross Country

1 Marietjie Ceronio	38	RSA	41:02
2 Catherine Hennessy	35	IRL	41:10
3 Jennifer Ditchfield	35	CAN	41:38
4 Mags Greenan	37	IRL	42:18
5 Martha Orduna	36	COL	43:43
6 Mary Fanelli-Lund	36	USA	44:14
7 Sheila Purves	39	HKG	44:37
8 Charlene MacDonald	38	CAN	45:46
9 Hui Wai Yin	36	HKG	49:46
10 Yip Lai Fung	38	HKG	54:03
11 Leila Siltakoski	39	FIN	55:48
12 Phillip Sau Wai	36	HKG	1:05:04
13 Barbara Panzica	39	USA	1:08:28

Cross Country Team

1 Ireland	2:08:54
Catherine Hennessy	41:10
Mags Greenan	42:18
Evelyn Mc Nelis	45:26
2 Hong Kong	2:28:26
Sheila Purves	44:37
Hui Wai Yin	49:46
Yip Lai Fung	54:03

10km Road Walk

1 Victoria Herazo	36	USA	48:09
2 Lynda Brubaker	38	USA	50:16
3 Maryanne Torrellas	36	USA	53:47
4 Gloria Rawls	38	USA	54:01
5 Christine Sakelarios	35	USA	55:50
6 Debbie Benton	37	USA	56:36
7 Diane Podsiadlik	35	USA	59:18
8 Deborah Stegman	39	USA	59:29
9 Virginia Fong	39	USA	1:02:45
10 Alejandra Ortiz Rojas	37	CHI	1:06:50
11 Robin McIntosh	35	USA	1:06:55
12 Susan Morgan	37	USA	1:10:47

Name	Age	Country	Results
10km Road Walk Team			
1 United States			2:32:12
Victoria Herazo	48:09		
Lynda Brubaker	50:16		
Maryanne Torrellas	53:47		
2 Canada			3:08:00
June-Marie Provost	1:01:32		
Marilyn Chure	1:02:03		
Susan Burnett	1:04:25		

Marathon

1 Laura Luckert	38	USA	2:57:58
2 Chantaue Mercier	35	CAN	3:06:48
3 Emiko Ikeuchi	38	JPN	3:17:03
4 Heather Stuart	37	IRL	3:32:53
5 Rita VanHauwermeiren	39	BEL	3:42:21
6 Janet Dahlquist	39	USA	3:45:02
7 Susan Ellis	35	USA	3:51:38
8 Nicole Caujolle	37	FRA	3:55:23
9 Phyllis Brown	39	CAN	3:57:31
10 Yip Lai Fung	38	HKG	3:58:19
11 Deborah Symoniak	36	USA	3:59:56
12 Susan Baehre	36	USA	4:03:12
13 Helen Ryan	37	USA	4:03:36
14 Paula Terranova	37	USA	4:05:57
15 Sharon Linstead	39	USA	4:21:39
16 Laju Nankani	38	USA	4:22:10
17 Barbara Fleetwood	39	USA	4:36:26
18 Hui Wai Yin	36	HKG	4:36:41
19 Barbara Hardy	36	USA	4:47:10
20 Amy Vigneron	35	USA	4:50:18
21 Mary McGuire	36	USA	4:53:13
22 Phillip Sau Wai	36	HKG	5:01:05
23 Joan DeMarie Oberlin	37	USA	5:02:55

Marathon Team

1 United States	10:34:38
Laura Luckert	2:57:58
Janet Dahlquist	3:45:02
Susan Ellis	3:51:38
2 Canada	11:24:47
Chantaue Mercier	3:06:48
Phyllis Brown	3:57:31
Mary McColl	4:20:28
3 Hong Kong	12:59:04
Yip Lai Fung	3:58:19
Lau Fung Ling	4:24:04
Hui Wai Yin	4:36:41

WOMEN 40

100 Meter Dash

HEATS			
Heat 1 Wind Reading: -4.4			
1 Anita De Villiers	43	RSA	13.69
2 Nubia Mena Murillo	42	COL	13.90
3 Helen Maria Da Silva Pires	44	POR	14.46
4 Graciela Perez de DeNiro	40	ARG	14.51
5 Sharon Warren	44	USA	14.52
6 Trinidad R. Castillo	43	VEN	15.08
7 Liliana De Miranda	44	PER	15.99
8 Ma Esther RosalesSaavedra	40	MEX	17.40
Heat 2 Wind Reading: -3.6			
1 Lynne Choate	42	AUS	13.31
2 Irene Thompson	41	USA	13.42
3 Sumako Tasaki	42	JPN	13.90
4 Orrud Schnieder	41	GER	14.45
5 Kathryn Heagney	44	AUS	14.54
6 Anna Maria Cafaro	40	BRA	14.55
6 Christine Love	41	GBR	14.55
8 Prochy Mehta	41	IND	15.61

Name	Age	Country	Results
Heat 3 Wind Reading: -2.8			
1 Inge Dech	41	GER	13.42
2 Birgit Sander	43	GER	13.68
3 Joylyn Saunders	42	GBR	13.78
4 Marite Kozlovska	44	LAT	14.29
5 Octavia Wilson	40	USA	15.29
6 Filomena Araya	43	ARG	15.98
7 Elize Harung	40	NAM	16.20
8 Nela Basinski-Szuber	42	CAN	NT

Heat 4 Wind Reading: -3.3			
1 Jacqueline Board	42	USA	13.73
2 Anita Verzeek	44	BEL	14.08
3 Margaret Hendershot	40	CAN	14.35
4 Olga Codrington	44	GBR	14.40
5 Lee Shew Keng	40	MAS	14.49
6 Maria Emilia Da Silva Pires	40	POR	15.05
7 Teresa Chaparro	40	VEN	15.08

SEMI FINALS

Heat 1 Wind Reading: -1.6			
1 Lynne Choate	42	AUS	13.04
2 Irene Thompson	41	USA	13.20
3 Jacqueline Board	42	USA	13.56
4 Joylyn Saunders	42	GBR	13.66
5 Anita Verzeek	44	BEL	13.89
6 Helen Maria Da Silva Pires	44	POR	14.45
7 Lee Shew Keng	40	MAS	14.50
7 Marite Kozlovska	44	LAT	14.50

Heat 2 Wind Reading: 0.7			
1 Inge Dech	41	GER	13.15
2 Anita De Villiers	43	RSA	13.27
3 Birgit Sander	43	GER	13.38
4 Sumako Tasaki	42	JPN	13.47
5 Nubia Mena Murillo	42	COL	13.68
6 Orrud Schnieder	41	GER	13.89
7 Olga Codrington	44	GBR	13.92
8 Margaret Hendershot	40	CAN	13.95

FINAL

Wind Reading: -2.6			
1 Irene Thompson	41	USA	13.09
2 Lynne Choate	42	AUS	13.25
3 Inge Dech	41	GER	13.52
4 Anita De Villiers	43	RSA	13.61
5 Birgit Sander	43	GER	13.66
6 Jacqueline Board	42	USA	13.66
7 Sumako Tasaki	42	JPN	13.69
8 Joylyn Saunders	42	GBR	23.61

200 Meter Dash

HEATS			
Heat 1 Wind Reading: 6.3			
1 Lynne Choate	42	AUS	27.93
2 Nubia Mena Murillo	42	COL	28.81
3 Tina Strough	42	USA	29.17
4 Orrud Schnieder	41	GER	29.44
5 Sharon Warren	44	USA	30.30
6 Maria Emilia Da Silva Pires	40	POR	31.35
Heat 2 Wind Reading: 4.3			
1 Sumako Tasaki	42	JPN	27.60
2 Lourdes Nicola	40	VEN	27.76
3 Graciela Perez de DeNiro	40	ARG	30.52
4 Teresa Chaparro	40	VEN	31.95
5 Leah Rewolinski	41	USA	34.62

Name	Age	Country	Results
Mary Ryan	42	USA	30.92
Heat 4 Wind Reading: 4.5			
1 Jacqueline Board	42	USA	28.22
2 Margaret Hendershot	40	CAN	29.16
3 Annatjie Engelbrecht	43	RSA	30.18
4 Anna Maria Cafaro	40	BRA	30.21
5 Marga Otten	42	NED	30.25
6 Olga Codrington	44	GBR	30.26
7 Ma Esther RosalesSaavedra	40	MEX	36.59

SEMI FINALS

Heat 1 Wind Reading: 1.6			
1 Irene Thompson	41	USA	26.79
2 Lynne Choate	42	AUS	27.53
3 Anita De Villiers	43	RSA	27.55
4 Nubia Mena Murillo	42	COL	27.94
5 Tina Stough	42	USA	28.53
6 Ortrud Schnieder	41	GER	28.55
7 Anna Maria Cafaro	40	BRA	29.31
8 Annatjie Engelbrecht	43	RSA	30.08
Heat 2 Wind Reading: 4.9			
1 Lourdes Nicola	40	VEN	26.75
2 Sumako Tasaki	42	JPN	27.32
3 Jacqueline Board	42	USA	27.49
4 Margaret Hendershot	40	CAN	27.76
5 Anita Verzele	44	BEL	27.90
6 Kathryn Heagney	44	AUS	28.29
7 Marga Otten	42	NED	29.63
7 Graciela Perez de DeNiro	40	ARG	29.63

FINAL

Wind Reading: -3.6			
1 Irene Thompson	41	USA	26.31
2 Lynne Choate	42	AUS	26.85
3 Lourdes Nicola	40	VEN	27.23
4 Jacqueline Board	42	USA	27.36
5 Anita De Villiers	43	RSA	27.37
6 Sumako Tasaki	42	JPN	27.66
7 Nubia Mena Murillo	42	COL	28.11
8 Margaret Hendershot	40	CAN	28.55

400 Meter Dash

HEATS

Heat 1			
1 Jacqueline Board	42	USA	1:01.24
2 Jody Murray	42	USA	1:03.47
3 Anita Verzele	44	BEL	1:03.94
4 Janny Kuper-de Leeuw	40	NED	1:06.72
5 Mary Ryan	42	USA	1:08.33
6 Jutta Schoeppe	40	GER	1:08.88
7 Mechteld Ross	40	NED	1:08.90
8 Ma Esther RosalesSaavedra	40	MEX	1:19.65
Heat 2			
1 Irene Thompson	41	USA	1:03.56
2 Diny Van de Ven	43	NED	1:03.67
3 Bernadette Rahim	42	FRA	1:04.96
4 Anna Maria Cafaro	40	BRA	1:06.03
5 Sigrid Schwarz	41	GER	1:06.96
6 Darbie MacCubbin	41	USA	1:09.57
7 Nancy Gworek	41	USA	1:33.83

Heat 3			
1 Jacoba Bellingan	40	RSA	1:01.05
2 Lourdes Nicola	40	VEN	1:01.78
3 Marne McMillan	43	CAN	1:02.56
4 Dagmar Gocht	42	GER	1:02.81
5 Birgit Sander	43	GER	1:04.71*
6 Marga Otten	42	NED	1:05.71
7 Maria Emilia Da Silva Pires	40	POR	1:09.29

Heat 4			
1 Eva-Maria Michalek	42	GER	1:04.26
2 Tina Stough	42	USA	1:04.89
3 Kathryn Heagney	44	AUS	1:05.21

Name	Age	Country	Results
4 Irene Pos	42	NED	1:08.99
5 Laura Chiriavalos	43	BOL	1:11.74
6 Martha Beuermann	43	PER	1:15.84
Heat 5			
1 Laura L. Aguilar	40	MEX	1:02.07
2 Sumako Tasaki	42	JPN	1:02.61
3 Anita De Villiers	43	RSA	1:02.67
4 Mirian J. Reyes Delgado	40	VEN	1:03.68
5 Nubia Mena Murillo	42	COL	1:05.37
6 Annatjie Engelbrecht	43	RSA	1:07.53
7 Chew Kim Hua Hazel	41	SIN	1:09.08

SEMI FINALS

Heat 1			
1 Jacoba Bellingan	40	RSA	1:00.52
2 Irene Thompson	41	USA	1:01.57
3 Anita De Villiers	43	RSA	1:02.45
4 Jody Murray	42	USA	1:02.82
5 Diny Van de Ven	43	NED	1:02.95
6 Dagmar Gocht	42	GER	1:04.03
7 Bernadette Rahim	42	FRA	1:04.91
Heat 2			
1 Jacqueline Board	42	USA	1:00.92
2 Laura L. Aguilar	40	MEX	1:01.88
3 Marne McMillan	43	CAN	1:02.38
4 Lourdes Nicola	40	VEN	1:02.55
5 Sumako Tasaki	42	JPN	1:03.03
6 Mirian J. Reyes Delgado	40	VEN	1:03.38
7 Tina Stough	42	USA	1:03.42
8 Anita Verzele	44	BEL	1:05.68

FINAL

1 Jacoba Bellingan	40	RSA	58.29
2 Irene Thompson	41	USA	58.78
3 Jacqueline Board	42	USA	59.45
4 Laura L. Aguilar	40	MEX	1:00.70
5 Lourdes Nicola	40	VEN	1:01.39
6 Marne McMillan	43	CAN	1:01.76
7 Anita De Villiers	43	RSA	1:03.38
8 Jody Murray	42	USA	1:04.15

800 Meter Run

HEATS

Heat 1			
1 Ana Jerman	43	SLO	2:24.11
2 Juriana Lane	41	RSA	2:24.56
3 Mirian J. Reyes Delgado	40	VEN	2:27.05
4 Doris Hearty	41	USA	2:34.91
5 Mechteld Ross	40	NED	2:37.32
6 Martha Beuermann	43	PER	2:53.19
- Irene Pos	42	NED	DNF

Heat 2			
1 Eva-Maria Michalek	42	GER	2:26.86
2 Victoria Adams	41	NZL	2:32.67
3 Janny Kuper-de Leeuw	40	NED	2:36.13
4 Jody Murray	42	USA	2:43.16
5 Judy Ace	43	USA	2:44.96
6 Christine Guy	42	CAN	2:49.74

Heat 3			
1 Jacoba Bellingan	40	RSA	2:22.72
2 Marne McMillan	43	CAN	2:24.26
3 Diny Van de Ven	43	NED	2:24.56
4 Bernadette Rahim	42	FRA	2:34.41
5 Jacqueline Board	42	USA	2:36.07
6 Iraida Zalite	44	LAT	2:53.45
7 Ma Esther RosalesSaavedra	40	MEX	2:59.92

Heat 4			
1 Maureen De St Croix	42	CAN	2:21.24
2 Dagmar Gocht	42	GER	2:21.69
3 Laura L. Aguilar	40	MEX	2:22.01
4 Christine Wallace	41	RSA	2:35.60
5 Jessica Raper	44	RSA	2:47.05

Name	Age	Country	Results
6 Betty Clair	44	USA	2:49.91
7 P. Robin Burns	43	CAN	2:52.83

FINAL

1 Jacoba Bellingan	40	RSA	2:18.95
2 Maureen De St Croix	42	CAN	2:21.73
3 Eva-Maria Michalek	42	GER	2:22.60
4 Juriana Lane	41	RSA	2:23.44
5 Dagmar Gocht	42	GER	2:24.64
6 Laura L. Aguilar	40	MEX	2:24.74
7 Ana Jerman	43	SLO	2:27.97
8 Marne McMillan	43	CAN	2:28.10
9 Diny Van de Ven	43	NED	2:29.35
10 Mirian J. Reyes Delgado	40	VEN	2:33.55
11 Victoria Adams	41	NZL	2:39.75

1,500 Meter Run

HEATS

Heat 1			
1 Dolores Garcia Perez	44	ESP	5:08.71
2 Carol U. McLatchie	43	USA	5:10.43
3 Carol Poenisch	41	USA	5:10.48
4 Jacoba Bellingan	40	RSA	5:10.55
5 Stefanie Badenhorst	44	RSA	5:17.09
6 Pauline Watson	40	CAN	5:20.58
7 Betty Clair	44	USA	5:49.36
8 Christine Guy	42	CAN	5:49.94
9 Diane McManas	44	USA	6:02.70
Heat 2			
1 Carmen Diaz-Burgos	41	PUR	5:10.32
2 Eva-Maria Michalek	42	GER	5:18.67
3 Marybeth Dillon	40	USA	5:24.33
4 Jane Senda	43	CAN	5:28.83
5 Juriana Lane	41	RSA	5:44.17
6 Iraida Zalite	44	LAT	5:55.47
7 Irene Pos	42	NED	5:58.15
8 Diane Cosgrove	44	CAN	6:01.15
9 Diana Okon	40	USA	6:01.68
10 Tazeta M. Mixolitsi	41	GRE	6:14.11

Heat 2			
1 Dolores Garcia Perez	44	ESP	4:57.32
2 Carol Poenisch	41	USA	4:58.18
3 Carmen Diaz-Burgos	41	PUR	5:04.83
4 Marybeth Dillon	40	USA	5:12.11
5 Stefanie Badenhorst	44	RSA	5:12.87
6 Jane Senda	43	CAN	5:16.00
7 Pauline Watson	40	CAN	5:18.38
8 Irene Pos	42	NED	5:45.19
9 Christine Guy	42	CAN	5:46.02
13 Betty Clair	44	USA	5:52.07

FINAL

1 Jacoba Bellingan	40	RSA	4:44.01
2 Juriana Lane	41	RSA	4:45.01
3 Carol U. McLatchie	43	USA	4:50.58
4 Eva-Maria Michalek	42	GER	4:51.64
5 Dolores Garcia Perez	44	ESP	4:57.32
6 Carol Poenisch	41	USA	4:58.18
7 Carmen Diaz-Burgos	41	PUR	5:04.83
8 Marybeth Dillon	40	USA	5:12.11
9 Stefanie Badenhorst	44	RSA	5:12.87
10 Jane Senda	43	CAN	5:16.00
11 Pauline Watson	40	CAN	5:18.38
12 Irene Pos	42	NED	5:45.19
13 Christine Guy	42	CAN	5:46.02
14 Betty Clair	44	USA	5:52.07

5,000 Meter Run

FINAL

1 Carol U. McLatchie	43	USA	18:01.76
2 Helena Rantakari	42	FIN	18:31.44
3 Dolores Garcia Perez	44	ESP	18:36.89
4 Marcia Dowling	42	USA	18:50.04
5 Victoria Crisp	43	USA	18:54.31
6 Sonya Gurtner	42	SUI	19:09.33
7 Victoria Adams	41	NZL	19:10.67
8 Pauline Watson	40	CAN	19:43.21
9 Eileen Troy	41	USA	19:46.28
10 Stefanie Badenhorst	44	RSA	20:29.31
11 Mary-Beth Gorey	40	CAN	20:58.27
12 Lorna Squyer	41	USA	21:13.42
13 Paula Foidl	40	AUT	22:30.69
14 Judith Webster	40	AUS	23:32.83
15 Jody Murray	42	USA	25:18.23
16 Patricia Maloney	42	USA	25:31.31
17 Lorraine Green	43	USA	25:34.74

Name	Age	Country	Results
18 Nancy Koryu	40	CAN	27:41.64
19 Pamela Bouquin	40	USA	28:13.69
20 Daunne Zinger	41	USA	28:26.16
21 Catherine Tedford	42	CAN	28:48.55

10,000 Meter Run

FINAL

1 Helena Rantakari	42	FIN	39:15.18
2 Marcia Dowling	42	USA	39:49.17
3 Sirje Velba	40	EST	39:55.61
4 Elisabeth Gebauer	41	GER	40:22.63
5 Monika Dreyer	41	GER	40:54.83
6 Christine Rollason	43	GBR	40:57.70
7 Nicole Escudero	42	FRA	43:39.36
8 Janis Wright	44	AUS	45:09.18
9 Judith Webster	40	AUS	47:41.98
10 Anna Kapuscinska	43	POL	48:37.00
11 Catherine Tedford	42	CAN	59:26.59
12 Daunne Zinger	41	USA	59:44.41

5,000 Meter Race Walk

FINAL

1 Liudmila Nitiagovskaya	41	RUS	25:14.86
2 Barbara Nell	40	RSA	25:57.35
3 Nanci Sweazey	40	CAN	26:08.14
4 Lidia Carrigo	40	ARG	27:30.26
5 Phyllis Hansen	43	USA	27:35.11
6 Debbie McLaughlin	42	USA	27:35.53
7 Liliana Whalen	43	CAN	28:30.35
8 Daryl Ann Kidder</			

Name	Age	Country	Results
400 Meter Int Hurdles 30"			
HEATS			
Heat 1			
1 Anita De Villiers	43	RSA	1:09.38
2 Tina Stough	42	USA	1:12.50
3 Anja Akkerman	40	NED	1:12.52
4 Annatjie Engelbrecht	43	RSA	1:13.43
5 Jutta Schoepp	40	GER	1:14.65
6 Helen Maria Da Silva Pires	44	POR	1:19.66
Marga Otten	42	NED	DQ
Heat 2			
1 Maria Jesus Sangous			
Espina	40	ESP	1:04.77
2 Irene Thompson	41	USA	1:09.85
3 Stephanie Van Rooyen	44	RSA	1:11.76
4 Sigrid Schwarz	41	GER	1:11.95
5 Prochy Mehta	41	IND	1:16.33
6 Cheryl Keeling	43	USA	1:22.25
7 P. Robin Burns	43	CAN	1:23.72
FINAL			
1 Maria Jesus Sangous			
Espina	40	ESP	1:03.04
2 Anita De Villiers	43	RSA	1:07.28
3 Irene Thompson	41	USA	1:08.47
4 Stephanie Van Rooyen	44	RSA	1:09.74
5 Anja Akkerman	40	NED	1:11.19
6 Sigrid Schwarz	41	GER	1:11.60
7 Tina Stough	42	USA	1:12.82
8 Annatjie Engelbrecht	43	RSA	1:13.68
2,000 Meter Steeplechase			
FINAL			
1 Maureen De St Croix	42	CAN	7:49.41
2 Victoria Adams	41	NZL	7:59.49
3 Christine Wallace	41	RSA	8:40.15
4 Stefanie Badenhorst	44	RSA	9:00.10
5 Cheryl Keeling	43	USA	9:05.83
6 Amparo S. Tornero	40	ESP	9:14.76
7 Janis Wright	44	AUS	9:19.64
8 Jessica Raper	44	RSA	9:36.81
9 Rogelia Maria Pussetto	44	ARG	9:48.03
4x100 Meter Relay			
1 Australia			51.64
Pamela Hayes	46		
Lynne Choate	42		
Wilma Perkins	45		
Kathryn Heagney	44		
2 Republic of South Africa			51.96
Anita De Villiers	43		
Jacoba Bellingan	40		
Stephanie Van Rooyen	44		
Pamela Immelman	46		
3 United States			53.03
Tina Stough	42		
Deby Sweezey	42		
Irene Thompson	41		
Sharon Warren	44		
4 Switzerland			53.13
Elsbeth Haessler-Andre	41		
Margaritha Daehler	47		
Monika Benz	47		
Christine Pfeiffer	46		
5 Canada			54.41
Rhona Trott	46		
Marne McMillan	43		
Pamela June Duncan	48		
Margaret Hendershot	40		

Name	Age	Country	Results
6 Venezuela			54.90
Teresa Chaparro	40		
Lourdes Nicola	40		
Trinidad R. Castillo	43		
Mirian J. Reyes Delgad	40		
7 Germany			55.10
Jutta Schoepp	40		
Birgit Sander	43		
Dagmar Gocht	42		
Jnge Dech	41		
8 Great Britain			58.31
Anne P. Cross	46		
Rosemarie Alexander	47		
Carole Eames	48		
Olga Codrington	44		
9 Japan			1:01.20
Noriko Nakajo	47		
Kimiko Nakamura	57		
Tokiko Ichigaki	56		
Sumako Tasaki	42		
4x400 Meter Relay			
1 United States			4:07.65
Phil Raschker	48		
Irene Thompson	41		
Jody Murray	42		
Mary Libal	45		
2 Republic of South Africa			4:13.43
Jacoba Bellingan	40		
Pamela Immelman	46		
Stephanie Van Rooyen	44		
Anita De Villiers	43		
3 Netherlands			4:22.12
Anja Akkerman	40		
Janny Kuper-de Leeuw	40		
Marga Otten	42		
Diny Van de Ven	43		
4 Germany			4:23.54
Jutta Schoepp	40		
Birgit Sander	43		
Sigrid Schwarz	41		
Dagmar Gocht	42		
5 Venezuela			4:46.20
Teresa Chaparro	40		
Mirian J. Reyes Delgad	40		
Joestina Schultz	61		
Lourdes Nicola	40		
High Jump			
FINAL			
1 Carmen Karg	40	GER	1.72m
2 Debbie Brill	42	CAN	1.66m
3 Stanka Prezelj	43	SLO	1.54m
3 Grith Ejstrup	42	DEN	1.54m
5 Vera Novoseltseva	41	RUS	1.54m
6 Marie Claire Lejeune	40	FRA	1.54m
7 Dace Brakanska	40	LAT	1.46m
8 Gozel Egenurdieva	40	TKM	1.38m
9 Genovaita Avizoniene	43	LTU	1.38m
Pole Vault			
FINAL			
1 Marie Claire Lejeune	40	FRA	3.00m
2 Maret Kalviste	40	EST	2.70m
3 Gillian Hevingham	41	GBR	2.30m
3 Jutta Schoepp	40	GER	2.30m
Long Jump			
FINAL			
1 Anna Wlodarczyk	44	POL	5.79m 0.9
2 Tatiana Potapova	41	RUS	5.20m 0.6
3 Marie-Pierre Ocamica	43	FRA	5.15m 1.4

Name	Age	Country	Results
4 Jnge Dech	41	GER	5.13m 1.1
5 Anja Akkerman	40	NED	5.05m 0.5
6 Army Heidarsdotir	40	ISL	5.03m 1.1
7 Marite Kozlovska	44	LAT	4.80m 0.8
8 Lee Shew Keng	40	MAS	4.77m 1.1
9 Graciela Perez de DeNiro	40	ARG	4.47m 1.3
10 Irene Thompson	41	USA	4.36m 0.8
11 Dace Brakanska	40	LAT	4.17m 0.6
12 Christine Love	41	GBR	4.16m 1.1
13 Elize Hartung	40	NAM	3.45m 1.0
14 Liliana De Miranda	44	PER	3.32m 1.1
Triple Jump			
FINAL			
1 Anna Wlodarczyk	44	POL	11.76m 4.2
2 Army Heidarsdotir	40	ISL	10.46m 4.4
3 Sigrid Schwarz	41	GER	9.95m 6.2
4 Eva Gacs	44	ITA	9.68m 2.8
5 Lynne Choate	42	AUS	9.56m 4.0
6 Dace Brakanska	40	LAT	9.34m 3.6
7 Genovaita Avizoniene	43	LTU	8.87m 2.1
8 Christine Love	41	GBR	8.86m 1.0
9 Charlotte Carter	42	USA	8.51m -0.4
10 Annatjie Engelbrecht	43	RSA	8.34m 1.6
11 Galina Elksnina	43	LAT	8.01m 2.9
12 Elize Hartung	40	NAM	7.86m 3.1
Mireya Camacho Mendez	43	COL	ND NWI
Shot Put 4 kg			
FINAL			
1 Christine Schultz	44	AUS	13.63m
2 Ursula Hohenberg	42	GER	13.46m
3 Gisela Otis	40	GER	12.31m
4 Bozena Wojciekian	41	CAN	11.87m
5 Elsbeth Haessler-Andres	41	SUI	11.50m
6 Joan Stratton	43	USA	11.33m
7 Zsuzsanna Rakoczi	40	HUN	11.11m
8 Svedlana Essaian	42	ARM	10.34m
9 Hilde Matheussen	41	BEL	10.13m
10 Darlene Aulenback	44	CAN	9.39m
11 Betty Clair	44	USA	8.77m
12 Marlis Magli	43	SUI	7.27m
Discus Throw 1 kg			
FINAL			
1 Ursula Hohenberg	42	GER	43.40m
2 Christine Schultz	44	AUS	42.26m
3 Janet Wilson	42	USA	41.54m
4 Anne Jensen	41	DEN	39.22m
5 Elsbeth Haessler-Andres	41	SUI	38.52m
6 Svedlana Essaian	42	ARM	35.82m
7 Tayabun Nisha	42	IND	34.46m
8 Joan Stratton	43	USA	34.12m
9 Zsuzsanna Rakoczi	40	HUN	32.88m
10 Karin Eichbaum	44	GER	32.46m
11 Bozena Wojciekian	41	CAN	31.76m
12 Elisabeth Ekborg	42	SWE	23.50m
13 Lorraine Green	43	USA	22.00m
14 Marlis Magli	43	SUI	21.28m
15 Chien-Ling Huang	40	TPE	20.18m
Renate Hofmann	43	GER	FOUL
Hammer Throw 4 kg			
FINAL			
1 Ana Edith Franco			
Acuna	44	CHI	42.72m
2 Joan Stratton	43	USA	37.84m
3 Eva Gacs	44	ITA	37.38m
4 Hilde Matheussen	41	BEL	36.28m
5 Christine Schultz	44	AUS	36.18m

Name	Age	Country	Results
6 Ursula Hohenberg	42	GER	35.22m
7 Renate Hofmann	43	GER	33.98m
8 Merja Hentriksson	41	FIN	32.88m
9 Zsuzsanna Rakoczi	40	HUN	32.34m
10 Darlene Aulenback	44	CAN	31.78m
11 Anne Jensen	41	DEN	31.10m
12 Andrina Norden	44	AUS	28.88m
13 Meena Joshi	42	IND	27.64m
14 Marlis Magli	43	SUI	22.58m
15 Nancy LaChiusa	40	USA	21.32m
Javelin Throw 600g			
FINAL			
1 Maret Kalviste	40	EST	45.34m
2 Erlinda Lavandia	43	PHI	43.54m
3 Anne Jensen	41	DEN	37.04m
4 Zsuzsanna Rakoczi	40	HUN	36.52m
5 Ana Paula Martinho	40	POR	35.30m
6 Elisabeth Ekborg	42	SWE	25.90m
7 Mary Ryan	42	USA	25.70m
8 Alexandra Andreasson	41	USA	23.56m
Heptathlon			
1 Tatiana Potapova		RUS	5317
HURDLE	12.98		879
HJ	1.48m		842
SP	9.45m		536
200	28.56		724
LJ	5.15m		831
JT	30.88m		684
800	2:30.94		821
2 Anne Jensen		DEN	5306
HURDLE	13.49		802
HJ	1.45m		806
SP	10.93m		640
200	28.25		749
LJ	4.92m		753
JT	36.40m		825
800	2:38.24		731
3 Anja Akkerman		NED	4954
HURDLE	14.26		694
HJ	1.36m		689
SP	9.72m		554
200	27.86		781
LJ	4.90m		747
JT	33.10m		741
800	2:36.86		748
4 Irene Thompson		USA	4924
HURDLE	15.26		562
HJ	1.45m		806
SP	8.55m		473
200	26.87		863
LJ	5.16m		837
JT	30.20m		667
800	2:39.50		716
5 Jutta Schoepp		GER	4064
HURDLE	14.80		622
HJ	1.36m		689
SP	8.98m		503
200	30.52		577
LJ	4.27m		540
JT	22.44m		471
800	2:44.20		662
6 Stephanie Van Rooyen		RSA	3950
HURDLE	14.21		701
HJ	1.21m		491
SP	8.77m		488
200	28.56		724
LJ	3.96m		446
JT	18.40m		370
800	2:38.37		730

Name	Age	Country	Results	Name	Age	Country	Results	Name	Age	Country	Results	Name	Age	Country	Results			
7 Kimmie Allegre		USA	3708	6 Monika Benz		SUI	4030	7 Renate Hofmann		GER	2946	3 United States			2:40:19			
HURDLE 15.91	484	w:-7.7		HURDLE 16.32	544	w:-5.5		HT 33.88m	662			Lorna Squyer			47:13			
HJ 1.21m	491			HJ 1.30m	712			SP 9.32m	527			Debra Fray			53:13			
SP 8.78m	489			SP 7.35m	464			DT 39.58m	692			Cynthia Woods			59:53			
200 31.19	531	w: NWI		200 30.56	664	w: NWI		JT 18.42m	371			10km Road Walk						
LJ 4.13m	498	w: 2.7		LJ 4.36m	674	w:-0.1		WT 9.57m	694			1 Ludmila Nitiagovskaya	41	RUS	52:41			
JT 34.38m	774			JT 19.70m	470			8 Eva Gacs				ITA	2730	2 Sally Richards	42	USA	53:59	
800 3:05.38	441			800 3:06.76	502			HT 34.40m	674			3 Pat Weir	44	USA	54:29			
8 Gillian Hevingham				GBR	3628	7 Tatiana Bell				USA	4012	HT 7.93m	430	4 Phyllis Hansen	43	USA	55:34	
HURDLE 14.20	702	w:-7.7		HURDLE 15.64	626	w:-5.5		SP 7.93m	430			5 Barbara Nell	40	RSA	56:14			
HJ 1.45m	806			HJ 1.30m	712			DT 24.74m	391			6 Lidia Carriego	40	ARG	57:04			
SP 7.52m	401			SP 8.10m	524			JT 23.42m	496			7 Nanci Sweazey	40	CAN	57:42			
200 30.59	572	w: NWI		200 33.44	469	w: NWI		WT 10.10m	739			8 Liliana Whalen	43	CAN	58:44			
LJ 4.10m	487	w: 3.1		LJ 3.85m	500	w: 1.7		9 Darlene Aulenback				CAN	2448	9 Sherry Warts	42	CAN	59:18	
JT 18.06m	362			JT 23.10m	567			HT 30.18m	572			10 Karen Fina	43	USA	1:01:21			
800 3:21.95	298			800 2:55.72	614			SP 9.30m	525			11 Maria Jose Briz	44	ESP	1:01:29			
9 Charlotte Bradley Reus				MEX	3448	8 Cassandra Clark				USA	3954	DT 20.70m	313	12 Eileen Lawrence	42	USA	1:01:33	
HURDLE 16.70	396	w:-4.6		HURDLE 16.89	480	w:-4.3		JT 20.36m	419			13 Nella Perrine	42	USA	1:01:52			
HJ 1.27m	566			HJ 1.27m	666			WT 8.71m	619			14 Kathy Finch	40	USA	1:04:03			
SP 6.84m	355			SP 7.68m	491			10 Ana Paula Martinho				POR	2234	15 Susan Burnett	40	CAN	1:04:25	
200 30.29	594	w: NWI		200 31.31	610	w: NWI		HT 17.56m	271			16 Gail M. De Szabo	43	RSA	1:04:38			
LJ 3.78m	393	w: 1.7		LJ 4.31m	657	w:-1.1		SP 7.42m	395			17 Karen Weaver	41	CAN	1:04:54			
JT 17.10m	338			JT 25.88m	647			DT 22.60m	350			18 Lynne Conant	44	USA	1:06:31			
800 2:32.13	806			800 3:17.63	403			DT 22.60m	350			19 Helen Hoover	44	CAN	1:06:39			
10 Cheryl Keeling				USA	2706	9 Dagmar Widmann				GER	2908	JT 34.34m	772	20 Ellen Willard	44	USA	1:09:03	
HURDLE 18.83	200	w:-7.7		HURDLE 18.13	354	w:-5.5		WT 6.68m	446			21 Lorrie Leiker	41	USA	1:11:09			
HJ 1.18m	460			HJ 1.12m	470			11 Meena Joshi				IND	1828	22 Edith Tust	41	GER	1:11:35	
SP 5.07m	234			SP 6.12m	367			HT 26.14m	474			23 Elaine Humphrey	41	USA	1:11:48			
200 31.86	486	w: NWI		200 33.05	493	w: NWI		SP 6.53m	333			24 Sharon Skaer	44	USA	1:12:29			
LJ 3.27m	257	w: 4.4		LJ 3.85m	500	w:-0.7		DT 17.00m	242			10km Road Walk Team						
JT 16.24m	317			JT 16.34m	374			JT 12.60m	227			1 United States			2:44:02			
800 2:36.51	752			800 3:24.00	350			WT 7.93m	552			Sally Richards			53:59			
1 Phil Raschker				USA	5997	Weight Pentathlon							Pat Weir			54:29		
HURDLE 12.49	1069	w:-5.5		1 Christine Schultz	AUS	4015		HT 21.90m	373			Phyllis Hansen			55:34			
HJ 1.54m	1067			HT 34.46m	676			SP 7.28m	385			2 Canada				2:55:44		
SP 8.09m	524			SP 13.30m	808			DT 20.72m	313			Nanci Sweazey			57:42			
200 26.38	998	w: NWI		DT 43.36m	771			JT 10.90m	186			Liliana Whalen			58:44			
LJ 5.27m	1020	w: 5.2		JT 37.32m	849			WT 5.92m	382			Sherry Warts			59:18			
JT 22.72m	556			WT 12.06m	911			Cross Country				3 Rep of S Africa				3:07:01		
800 2:42.27	763			2 Anne Jensen				DEN	3667	1 Maureen De St Croix	42	CAN	39:32	Barbara Nell			56:14	
2 Margarida Dachler				SUI	5410	HT 34.86m	685			2 Helena Rantakari	42	FIN	41:16	Gail M. De Szabo			1:04:38	
HURDLE 13.72	883	w:-4.3		SP 10.75m	627			3 Dolores Garcia Perez	44	ESP	41:53	Lindsay Hatz			1:06:09			
HJ 1.42m	891			DT 35.20m	602			4 Victoria Adams	41	NZL	42:42	4 Spain				3:10:51		
SP 10.30m	702			JT 39.70m	910			5 Sonya Gurtner	42	SUI	42:50	Maitike Gomez Murillo			1:01:23			
200 28.93	787	w: NWI		WT 11.29m	843			6 Elisabeth Gebauer	41	GER	44:18	Maria Jose Briz			1:01:29			
LJ 4.73m	810	w: 3.9		3 Joan Stratton				USA	3594	7 Pauline Watson	40	CAN	45:00	Manina Hoemecke-Gill			1:07:59	
JT 26.94m	678			HT 38.16m	766			8 Christine Wallace	41	RSA	46:11	5 Germany				3:49:35		
800 2:51.53	659			SP 11.19m	658			9 Lorna Squyer	41	USA	47:13	Edith Tust			1:11:35			
3 Ana Clara Goldmann				ARG	4732	DT 36.02m	618			10 Monika Drever	41	GER	47:26	Ursula Theune			1:14:24	
HURDLE 14.80	734	w:-5.5		JT 28.60m	626			11 Anne Lippitt	40	GBR	48:00	Ebbseth Thierauf			1:23:36			
HJ 1.36m	795			WT 12.23m	926			12 Clara Northcott	40	CAN	50:30	Marathon						
SP 9.69m	653			4 Zsuzsanna Rakoczi				HUN	3568	13 Judith Webster	40	AUS	51:44	1 Elisabeth Gebauer	41	GER	3:09:38	
200 30.87	641	w: NWI		HT 32.92m	638			14 Amparo Sahuquillo	40	ESP	51:55	2 Anita Sturm	42	GER	3:18:32			
LJ 4.58m	753	w: 1.6		SP 10.81m	631			15 Debra Fray	41	USA	53:13	3 Lorna Squyer	41	USA	3:34:07			
JT 19.80m	472			DT 36.78m	634			16 Rogelia Maria Pussetto	44	ARG	53:43	4 Monika Drever	41	GER	3:35:11			
800 2:49.20	684			JT 37.94m	865			17 Vitale Bruzienze	42	LTU	58:58	5 Regine Bertola	44	FRA	3:37:15			
4 Elisabeth Fahrholz				GER	4581	WT 10.79m	800			18 Cynthia Woods	43	USA	59:53	6 Judith Webster	40	AUS	3:44:27	
HURDLE 15.77	610	w:-4.3		5 Hilde Matheussen				BEL	3078	19 Nancy Gworek	41	USA	59:54	7 Kathleen Wilnrout	43	USA	3:45:34	
HJ 1.39m	842			HT 36.96m	737			20 Lorraine Green	43	USA	1:01:44	8 Jacqueline Selzer	43	USA	3:49:32			
SP 9.44m	633			SP 10.06m	579			21 Amna Kapuscinska	43	POL	1:03:22	9 Marey Sheehan	44	USA	3:55:21			
200 30.52	667	w: NWI		DT 31.56m	528			22 Irma Jalabert Vasquez	43	CHI	1:04:31	10 Sarah Neal	44	USA	3:56:37			
LJ 4.49m	720	w: 2.1		JT 21.22m	441			23 Catherine Tedford	42	CAN	1:05:19	11 Anne Case	44	USA	4:00:44			
JT 19.80m	472			WT 10.70m	793			24 Susan Keller	42	USA	1:39:14	12 Asteria Claire	41	BOL	4:14:37			
800 3:09.38	477			6 Bozena Wojcikian				CAN	2990	Cross Country Team				13 Karen Griffin	43	USA	4:17:40	
5 Grete Rivenes				NOR	4210	HT 26.60m	485			1 Canada			14 Diane			4:19:27		
HURDLE 14.28	805	w:-4.3		SP 11.43m	675			Maureen De St Croix				Fermiole-McAvoy	40	USA	4:19:27			
HJ 1.33m	759			DT 34.06m	578			Pauline Watson				Mary McColl	43	CAN	4:20:28			
SP 8.14m	527			JT 24.90m	533			Mary Lou Hamm				16 Patricia Field	43	USA	4:29:09			
200 30.98	633	w: NWI		WT 9.86m	719			2 New Zealand							17 Pirkko Wjuga	44	FIN	4:33:31
LJ 4.32m	660	w: 0.1		1 Victoria Adams						42:42			18 Harumi Tanaka	44	JPN	4:34:18		
JT 13.80m	303			Margaret August				52:21				19 Kathleen Melling	41	USA	4:40:58			
800 3:04.62	523			Helen Tobin				58:10				20 Elizabeth Stone	44	USA	4:43:33			
												21 Yuriko Yamamoto	44	JPN	4:44:08			

Name	Age	Country	Results
22 Partie Paul	41	USA	5:03:04
23 Andrina Norden	44	AUS	5:20:59
24 Anna M. Rusinek	40	USA	6:18:15

Marathon Team

Rank	Country	Time
1	Germany	9:37:52
2	United States	11:09:13
3	Finland	12:37:39
4	Australia	13:46:40
5	Great Britain	14:01:59

WOMEN 45
100 Meter Dash

HEATS

Heat 1 Wind Reading: -3.2

1 Wilma Perkins	45	AUS	13.68
2 Pamela Immelman	46	RSA	14.28
3 Rhona Trott	46	CAN	14.73
4 Pamela June Duncan	48	CAN	15.29
5 Laine Kaneur	49	EST	17.57
6 Mary Trotto Edd	48	USA	21.48

Heat 2 Wind Reading: -2.4

1 Margartha Daehler	47	SUI	14.04
2 Valerie Parsons	49	GBR	14.29
3 Rosemarie Alexander	47	GBR	14.96
4 Noriko Nakajo	47	JPN	15.53
5 Carole Eames	48	GBR	16.12
6 Mary Casey	49	USA	17.10

Heat 3 Wind Reading: -2.5

1 Maureen Lewington	48	GBR	13.57
2 Brigitte Schommler	46	GER	13.63
3 Anita Poletti	48	RSA	14.45
4 Joyce Thomas	49	TRI	14.54
5 Hazel Connor	46	GBR	14.81
6 Christ Weniger	49	GER	15.33
7 Petchay Kandasamy	48	SIN	17.29

Heat 4 Wind Reading: -2.5

1 Christine Pfeiffer	46	SUI	13.87
2 Sayuri Saito	46	JPN	14.00
3 Lorraine Tucker	48	USA	14.65
4 Beatrix Blank	48	GER	14.79
5 Gertrud Heinrich	49	GER	15.28
6 Josephine Cross	48	USA	15.68
7 Madhabi Gogoi	49	IND	18.32

Heat 5 Wind Reading: -2.2

1 Phil Raschker	48	USA	13.01
2 Nadezda Lozhkina	46	RUS	13.95
3 Petra Zoerner	48	GER	14.12
4 MichaelMarie Hill	48	USA	14.34
5 Johanie Hill-Hudgins	48	USA	15.22
6 Noriko Motohashi	47	JPN	15.39
7 Elba Rosa G. deValenzuela	45	ARG	16.86

SEMI FINALS

Heat 1 Wind Reading: -1.5

1 Phil Raschker	48	USA	12.68
2 Margartha Daehler	47	SUI	13.58

Name	Age	Country	Results
3 Sayuri Saito	46	JPN	13.75
4 Pamela Immelman	46	RSA	13.80
5 MichaelMarie Hill	48	USA	14.27
6 Anita Poletti	48	RSA	14.46
7 Rhona Trott	46	CAN	14.49

Heat 2 Wind Reading: -0.6

1 Wilma Perkins	45	AUS	13.09
2 Maureen Lewington	48	GBR	13.25
3 Brigitte Schommler	46	GER	13.31
4 Nadezda Lozhkina	46	RUS	13.56
5 Valerie Parsons	49	GBR	13.62
6 Petra Zoerner	48	GER	13.66
7 Lorraine Tucker	48	USA	13.89
8 Joyce Thomas	49	TRI	14.06

FINAL

1 Phil Raschker	48	USA	12.93
2 Wilma Perkins	45	AUS	13.80
3 Maureen Lewington	48	GBR	13.88
4 Brigitte Schommler	46	GER	14.06
5 Nadezda Lozhkina	46	RUS	14.17
6 Sayuri Saito	46	JPN	14.48
7 Pamela Immelman	46	RSA	14.61

200 Meter Dash

HEATS

Heat 1 Wind Reading: 2.7

1 Wilma Perkins	45	AUS	28.65
2 Jean Browne	47	GBR	28.74
3 Pamela Immelman	46	RSA	28.83
4 Sayuri Saito	46	JPN	29.52
5 Rosemarie Alexander	47	GBR	31.75

Heat 2 Wind Reading: 3.2

1 Annie Paule Knipping	48	BEL	28.09
2 Brigitte Schommler	46	GER	29.03
3 Angela Mary Le Plongeon	45	GBR	29.98
4 Hazel Connor	46	GBR	31.00
5 Christ Weniger	49	GER	32.17

Heat 3 Wind Reading: 3.7

1 Phil Raschker	48	USA	26.81
2 Petra Zoerner	48	GER	29.47
3 Martie R. Behrens	47	USA	30.50
4 Jean O'Neill	49	IRL	31.01
5 Pamela June Duncan	48	CAN	31.81
6 Josephine Cross	48	USA	32.44
7 Elva Hincz	47	ARG	34.45

Heat 4 Wind Reading: 6.1

1 Barbara Blurton	45	GBR	28.29*
2 Maureen Lewington	48	GBR	28.52
3 Nadezda Lozhkina	46	RUS	29.00
4 Rhona Trott	46	CAN	30.23
5 Anita Poletti	48	RSA	31.25
6 Mary Casey	49	USA	34.51

SEMI FINALS

Heat 1 Wind Reading: 1.9

1 Phil Raschker	48	USA	27.04
2 Wilma Perkins	45	AUS	28.34
3 Pamela Immelman	46	RSA	28.69
4 Sayuri Saito	46	JPN	28.96
5 Petra Zoerner	48	GER	29.04
6 Martie R. Behrens	47	USA	30.06
7 Jean O'Neill	49	IRL	31.08

Heat 2 Wind Reading: 3.5

1 Annie Paule Knipping	48	BEL	26.74
2 Brigitte Schommler	46	GER	27.98
3 Jean Browne	47	GBR	28.18
4 Nadezda Lozhkina	46	RUS	28.64
5 Angela Mary Le Plongeon	45	GBR	29.25
6 Rhona Trott	46	CAN	29.37
7 Hazel Connor	46	GBR	30.43

FINAL

Wind Reading: -4.2

1 Phil Raschker	48	USA	25.85
2 Annie Paule Knipping	48	BEL	27.33
3 Wilma Perkins	45	AUS	28.20
4 Brigitte Schommler	46	GER	28.69
5 Pamela Immelman	46	RSA	29.21
6 Nadezda Lozhkina	46	RUS	29.30
7 Jean Browne	47	GBR	29.45
8 Sayuri Saito	46	JPN	29.48

400 Meter Dash

HEATS

Heat 1

1 Mary Libal	45	USA	1:03.66
2 Pamela Immelman	46	RSA	1:04.46
3 Hedwig Bongartz Wittgen	45	GER	1:05.07
4 Eva Novotna	47	TCH	1:08.56
5 Christ Weniger	49	GER	1:10.23
6 Annamarie Stauffacher	45	SUI	1:15.02

Heat 2

1 Annie Paule Knipping	48	BEL	1:00.74
2 Dee Dee Grafius	46	USA	1:01.45
3 Rhona Trott	46	CAN	1:07.79
4 Pamela June Duncan	48	CAN	1:09.70
- Antonina Arsenova	48	RUS	DNF

Heat 3

1 Barbara Blurton	45	GBR	1:00.93
2 Phil Raschker	48	USA	1:02.65
3 Pamela Hayes	46	AUS	1:03.67
4 Jean Browne	47	GBR	1:06.14
5 Jean O'Neill	49	IRL	1:07.21
6 Martie R. Behrens	47	USA	1:07.43

FINAL

1 Mary Libal	45	USA	56.82
2 Phil Raschker	48	USA	57.60
3 Barbara Blurton	45	GBR	57.91
4 Dee Dee Grafius	46	USA	57.94
5 Annie Paule Knipping	48	BEL	59.06
6 Pamela Immelman	46	RSA	1:03.15
7 Hedwig Bongartz Wittgen	45	GER	1:03.71
8 Pamela Hayes	46	AUS	1:03.76

800 Meter Run

HEATS

Heat 1

1 Ingerlise Jensen	45	DEN	2:26.24
2 Patricia Ann Gallagher	49	GBR	2:26.51
3 Eva Novotna	47	TCH	2:29.29
4 Isabel Mientjes	46	RSA	2:42.47
5 Christ Weniger	49	GER	2:48.66
6 Annerose Bauer	45	GER	3:08.24

Heat 2

1 Dee Dee Grafius	46	USA	2:22.75
2 Pamela Hayes	46	AUS	2:28.50
3 Hedwig Bongartz Wittgen	45	GER	2:32.02
4 Mary V. Rosado	45	USA	2:44.57
5 Nina Ehmer	45	USA	3:01.11
6 Irene Davey	48	AUS	3:01.95
7 Annamarie Stauffacher	45	SUI	3:04.00

Heat 3

1 Barbara Blurton	45	GBR	2:22.99
2 Judith Rowland-Smith	48	AUS	2:23.05
3 Pam Graham	46	NZL	2:25.53
4 Krystyna Kacperczyk	46	POL	2:28.28
5 Sylvie Kimche	48	USA	2:37.59
6 Anne P. Cross	46	GBR	2:50.13
7 Mary Trotto Edd	48	USA	3:46.9h

FINAL

1 Barbara Blurton	45	GBR	2:19.25
2 Dee Dee Grafius	46	USA	2:20.67
3 Judith Rowland-Smith	48	AUS	2:21.45
4 Ingerlise Jensen	45	DEN	2:22.53
5 Patricia Ann Gallagher	49	GBR	2:23.77
6 Pamela Hayes	46	AUS	2:24.13
7 Pam Graham	46	NZL	2:24.27
8 Krystyna Kacperczyk	46	POL	2:26.60

1,500 Meter Run

HEATS

Heat 1

1 Pam Graham	46	NZL	5:10.34
2 Judith Rowland-Smith	48	AUS	5:11.18
3 Brigitte Schmitt	49	GER	5:12.77
4 Patricia Ann Gallagher	49	GBR	5:13.44
5 Sylvie Kimche	48	USA	5:14.19
6 Isabel Mientjes	46	RSA	5:31.30
7 Barbara Sauer	47	USA	5:42.03
8 Rosaleen Hayden	46	IRL	5:45.55
9 Irene Davey	48	AUS	6:11.42
10 Nina Ehmer	45	USA	6:18.22
11 Alicia G. de Collica	45	ARG	6:52.53

Heat 2

1 Ingerlise Jensen	45	DEN	5:07.81
2 Pamela Hayes	46	AUS	5:08.15
3 Krystyna Kacperczyk	46	POL	5:09.18
4 Judy J. Warick	46	CAN	5:09.28
5 Linda Findley	47	CAN	5:09.72
6 Bjorg Moen	48	NOR	5:13.63
7 Anne P. Cross	46	GBR	5:39.51
8 Mimi Baranowski	47	USA	5:40.88
9 Ann Igce	45	USA	5:42.90
10 Mary Casey	49	USA	5:59.38
11 Carolyn DeWitt	45	USA	6:06.42

FINAL

1 Patricia Ann Gallagher	49	GBR	4:45.97
2 Ingerlise Jensen	45	DEN	4:48.71
3 Pam Graham	46	NZL	4:49.28
4 Judith Rowland-Smith	48	AUS	4:52.29
5 Pamela Hayes	46	AUS	4:58.60
6 Linda Findley	47	CAN	4:59.52
7 Brigitte Schmitt	49	GER	5:03.48
8 Krystyna Kacperczyk	46	POL	5:06.44
9 Bjorg Moen	48	NOR	5:11.09
10 Sylvie Kimche	48	USA	5:11.64
11 Judy J. Warick	46	CAN	5:12.53
12 Isabel Mientjes	46	RSA	5:32.18
13 Mimi Baranowski	47	USA	5:36.23
14 Anne P. Cross	46	GBR	5:37.81
15 Barbara Sauer	47	USA	5:38.91

5,000 Meter Run

FINAL

1 Els Raap	48	NED	18:48.34
2 Brigitte Schmitt	49	GER	19:04.65
3 Linda Findley	47	CAN	19:22.64
4 Judith Stewart	46	NZL	19:40.96
5 Susanne Waru	46	NZL	20:11.71
6 Vickie Putnam	46	USA	20:33.41
7 Elizabeth Thodey	46	NZL	20:35.07
8 Gill Lea	49	GBR	20:48.86
9 Mimi Baranowski	47	USA	21:07.48
10 Georgina Cullen	47	AUS	21:11.09
11 Naida Freitas	45	BRA	21:27.52
12 Christine Franc	46	FRA	21:33.31
13 Jacqueline Zaccaria	46	FRA	21:34.17
14 Janne Nielsen	49	DEN	21:40.87
15 Mary V. Rosado	45	USA	22:12.53
16 Rosaleen Hayden	46	IRL	22:21.67
17 Jana Kasparova	48	TCH	22:27.09
18 Judy Mowery	49	USA	22:42.99
19 Gayle Taylor-Bedell	47	USA	22:47.54

Name	Age	Country	Results	Name	Age	Country	Results	Name	Age	Country	Results	Name	Age	Country	Results							
20 Mary Casey	49	USA	23:38.69	80 Meter High Hurdles 30"				2	Great Britain		4:24.73	Shot Put 4 kg										
21 Irene Davey	48	AUS	23:45.76	HEATS				Jean Browne		47	FINAL											
22 Diane Carter	48	NZL	23:48.40	Heat 1 Wind Reading: -1.0				Patricia Ann Gallagher		49	1 Birute Kersuliene				46	LTU	12.20m					
23 Socorro Ocana de Acosta	49	COL	25:03.49	1 Margaritha Daehler	47	SUI	13.70	Elaine Statham		51	2 Edith Anderes				47	SUI	12.07m					
24 Gabriella Bellato	45	ITA	25:05.08	2 Grete Rivenes	47	NOR	13.84	Barbara Blurton		45	3 Jadryga Putiniene				49	LTU	11.38m					
25 Juliane Maeschchalck	45	BEL	25:30.83	3 Inga Buettner	47	GER	15.43	3 Switzerland				4:38.05	4 Joyce Thomas				49	TRI	10.71m			
26 Carole Brown	48	GBR	25:59.00	4 Monika Benz	47	SUI	15.48	Christine Pfeiffer		46	5 Hester Du Plessis				45	RSA	10.65m					
27 Ann Jenkins	48	NZL	26:45.19	Heat 2 Wind Reading: 4.3				Annamarie Stauffacher		45	6 Johanne Hill-Hudgins				48	USA	10.48m					
28 Helen Tobin	48	NZL	26:53.19	1 Phil Raschker	48	USA	12.27	Margaritha Daehler		47	7 Inge Faldager				47	DEN	10.37m					
29 Catherine Carey	49	USA	30:10.67	2 MichaelMarie Hill	48	USA	13.27	4 New Zealand				4:41.26	8 Gertrud Heinrich				49	GER	9.99m			
30 Mary Baroni	48	USA	30:19.16	3 Sayuri Saito	46	JPN	13.38	Chris Waring		51	9 Wilma Perkins				45	AUS	9.40m					
31 Leonisa De Lima	47	BRA	31:32.80	4 Ana Clara Goldmann	47	ARG	13.85	Susanne Waru		46	10 Subrata Debnath				46	IND	9.02m					
Bjorg Moen	48	NOR	DNF	Jean Wills	45	GBR	DNF	Judy Chandler		57	11 Lurline H. Struppeck				48	USA	8.85m					
10,000 Meter Run				FINAL				Pam Graham		46	12 Betty Chalon				47	BEL	8.85m					
FINAL				Wind Reading: -3.6				5 Canada				4:49.66	13 Monica Snyman				46	RSA	8.50m			
1 Judith Stewart	46	NZL	39:26.85	1 Phil Raschker	48	USA	12.33	Rhona Trot		46	14 Herta Viertbauer				49	AUT	7.90m					
2 Els Raap	48	NED	39:36.91	2 Margaritha Daehler	47	SUI	13.46	Pamela June Duncan		48	15 Marina Stepanova				45	RUS	7.56m					
3 Susanne Waru	46	NZL	40:34.37	3 Ana Clara Goldmann	47	ARG	14.17	Liz McBlain		47	16 Maria Diaz Gutierrez				47	ESP	5.79m					
4 Evelyn Mc Nelis	49	IRL	41:20.56	4 Sayuri Saito	46	JPN	14.32	Judy J. Warick		46	17 SuellyCardoso Pinto				49	BRA	5.56m					
5 Eva Novotna	47	TCH	41:35.13	5 Monika Benz	47	SUI	14.87	6 Germany				4:51.74	18 Cheryl Kincaide				46	USA	5.54m			
6 Elizabeth Thodey	46	NZL	42:11.03	6 Inga Buettner	47	GER	15.09	Christl Weniger		49	Discus Throw 1 kg											
7 Gill Lea	49	GBR	43:30.47	7 Grete Rivenes	47	NOR	15.22	Jurta Ludicke		55	FINAL											
8 Mimi Baranowski	47	USA	43:35.45	8 MichaelMarie Hill	48	USA	17.17	Ursula Jabs		57	1 Edith Anderes				47	SUI	40.46m					
9 Georgina Cullen	47	AUS	44:14.75	400 Meter Int Hurdles 30"				High Jump				2 Gertrud Heinrich				49	GER	38.70m				
10 Janne Nielsen	49	DEN	44:58.76	FINAL				FINAL				3 Margareth Tomanek				45	BEL	38.08m				
11 Naida Freitas	45	BRA	46:00.35	1 Margaritha Daehler	47	SUI	1:10.56	Phil Raschker		48	USA	1.56m	4 Danuta Scepanienskiene				46	LTU	35.76m			
12 Jana Kasparova	48	TCH	46:17.70	2 Jean Wills	45	GBR	1:11.03	Alena Plischke		47	AUT	1.48m	5 Inge Faldager				47	DEN	34.70m			
13 Chary Griffin	46	USA	46:40.71	3 Liz McBlain	47	CAN	1:42.09	Elisabeth Fahrholz		45	GER	1.36m	6 Joyce Thomas				49	TRI	34.70m			
14 Gayle Taylor-Bedell	47	USA	47:21.84	2,000 Meter Steeplechase				Pole Vault				7 Hester Du Plessis				45	RSA	33.58m				
15 Judy Mowery	49	USA	47:22.77	FINAL				FINAL				8 Birute Kersuliene				46	LTU	32.50m				
16 Juliane Maeschchalck	45	BEL	50:20.02	1 Judy J. Warick	46	CAN	8:11.88	Liz McBlain		47	CAN	1.32m	9 Wilma Perkins				45	AUS	30.04m			
17 Socorro Ocana de Acosta	49	COL	50:25.32	2 Judith Stewart	46	NZL	8:40.85	Marion Wucherer		48	GER	1.20m	11 Subrata Debnath				46	IND	30.00m			
18 Mary Baroni	48	USA	58:51.68	3 Krystyna Kasperczyk	46	POL	8:49.97	Radha Kunjappy		45	IND	1.04m	12 Marion Wucherer				48	GER	25.64m			
Florinda Vega Huertas	46	COL	DNF	4 Ann Igoe	45	USA	9:26.13	5 Pole Vault				13 Henny Van Kruchten				45	NED	24.50m				
5,000 Meter Race Walk				FINAL				FINAL				14 Monica Snyman				46	RSA	23.52m				
FINAL				4x100 Meter Relay				FINAL				15 Anita Maria Rodrigues				47	IND	22.60m				
1 Heather McDonald	45	AUS	26:14.09	1 Great Britain	53.63		1 Phil Raschker		48	USA	3:20m	16 Sharon Reynolds				47	AUS	20.54m				
2 Delia Vargas	45	MEX	26:28.06	Jean Browne	47	2 United States		53.81	2 Carole Eames	48	GBR	1:90m	17 Senay Hekimoglu				48	TUR	20.42m			
3 Jacqueline Bonnet	48	FRA	27:21.11	Valerie Parsons	49	3 Germany		54.75	3 Inga Buettner	47	GER	1.80m	18 Margarette Junginger				47	GER	19.64m			
4 Kathy Cassidy	46	AUS	28:05.77	Hazel Connor	46	4 Brazil		1:19.80	4 Dagmar Widmann	49	GER	1.60m	19 Noriko Motohashi				47	JPN	19.54m			
5 Jeanette Smith	46	USA	28:13.16	Maureen Lewington	48	5		5	5 Marion Wucherer	48	GER	1.20m	20 Cheryl Kincaide				46	USA	19.06m			
6 Celia Kelly	47	AUS	28:28.51	2 United States	53.81		Long Jump				FINAL				1 Inge Faldager				47	DEN	43.94m	
7 Linda A. Stein	47	USA	28:49.53	3 Germany	54.75		FINAL				2 Hester Du Plessis				45	RSA	39.38m					
8 Marilyn Chute	49	CAN	29:45.19	Beatrice Blank	48	1 Phil Raschker				48	USA	5.32m	1.2	3 Margareth Tomanek				45	BEL	35.78m		
9 Annelore Werner	46	GER	29:52.61	Brigitte Schommler	46	2 Margaritha Daehler				47	SUI	4.75m	1.6	4 Rosemarie Alexander				47	GBR	32.92m		
10 Olga Buitrago	47	ARG	29:57.19	Gertrud Heinrich	49	3 Ana Clara Goldmann				47	ARG	4.67m	1.2	5 Monica Snyman				46	RSA	30.60m		
11 Brenda Carpino	48	USA	30:09.08	Petra Zoerner	48	4 Grete Rivenes				47	NOR	4.56m	0.8	6 Wilma Perkins				45	AUS	26.76m		
12 Donna Cerrullo	47	USA	30:33.87	5 Beatrix Blank	48	5 Beatrix Blank				48	GER	4.48m	1.5	7 Ana Fiel Figueira				45	IND	25.68m		
13 Monique Martin	48	SUI	31:18.37	6 Betha McBride	46	USA	4.41m	0.5	6 Betha McBride	46	USA	4.41m	0.5	8 Sharon Reynolds				47	AUS	23.80m		
14 Judy Heller	49	USA	31:32.88	7 Petra Zoerner	48	GER	4.40m	1.3	7 Petra Zoerner	48	GER	4.40m	1.3	9 Margarette Junginger				47	GER	23.16m		
15 Vivien Sterghos	49	USA	31:40.68	8 Monika Benz	47	SUI	4.32m	1.6	8 Monika Benz	47	SUI	4.32m	1.6	10 Anita Maria Rodrigues				47	IND	23.06m		
16 Nina Liim	47	EST	31:41.02	9 Muriel Marchal-Noel	46	FRA	4.05m	0.4	9 Muriel Marchal-Noel	46	FRA	4.05m	0.4	11 Gertrud Heinrich				49	GER	22.98m		
17 Susan Laks	45	USA	32:03.86	10 Elisabeth Fahrholz	45	GER	3.91m	0.0	10 Elisabeth Fahrholz	45	GER	3.91m	0.0	12 Maria Isabel Veliz deSanchez				47	ARG	22.96m		
18 Margret Anna Ulrich	49	GER	32:14.66	11 Dagmar Widmann	49	GER	3.89m	1.2	11 Dagmar Widmann	49	GER	3.89m	1.2	13 Johanne Hill-Hudgins				48	USA	22.78m		
19 Judith Altman	49	USA	32:37.57	12 Radha Kunjappy	45	IND	3.73m	0.0	12 Radha Kunjappy	45	IND	3.73m	0.0	14 Mary Chadbourne				48	USA	19.86m		
20 Nancy Linky	48	USA	33:12.27	13 Carole Eames	48	GBR	3.65m	0.5	13 Carole Eames	48	GBR	3.65m	0.5	15 Indy Manral				45	IND	17.06m		
21 Susan Porter	47	GBR	33:22.11	14 Usha Rana	45	IND	3.00m	0.0	14 Usha Rana	45	IND	3.00m	0.0	16 Cheryl Kincaide				46	USA	11.44m		
22 Carole Brown	48	GBR	34:05.75	15 Nina Zhilkina	45	RUS	2.86m	0.9	15 Nina Zhilkina	45	RUS	2.86m	0.9	Hammer Throw 4 kg								
23 Miki Welch	46	USA	34:39.96	Triple Jump				FINAL				FINAL				1 Natasa Bezjak				49	SLO	41.38m
24 Alice Winkler	45	USA	35:13.54	FINAL				1 Phil Raschker				48	USA	10.66m	3.5	2 Jadryga Putiniene				49	LTU	38.14m
25 Pat Walker	48	USA	36:27.10	1 Margaritha Daehler				47	SUI	10.01m	3.9	3 Lurline H. Struppeck				48	USA	33.46m				
26 Isabel Stuper	48	USA	37:15.24	2 MichaelMarie Hill				48	USA	8.90m	3.3	4 Barbara F.-Parsinski				46	USA	33.14m				
27 Alice Bersaneti	49	BRA	37:24.10	3 Radha Kunjappy				45	IND	8.68m	4.8	5 Henny Van Kruchten				45	NED	30.88m				
28 Cheryl Kincaide	46	USA	41:15.11	4 Dagmar Widmann				49	GER	8.43m	3.2	6 Gertrud Heinrich				49	GER	22.98m				
29 Petchay Kandasamy	48	SIN	42:45.64	5 Usha Rana				45	IND	7.27m	4.7	7 Hester Du Plessis				45	RSA	30.44m				
Regina Meinschmidt	45	GER	DNF	6 Carolyn McCormick				48	USA	ND	NWI											
Meg Ferguson	45	USA	DQ	Kapitolina Lotova				45	RUS	ND	NWI											

Name	Age	Country	Results
8 Ana Fiel Figueira	45	IND	29.28m
9 Joyce Thomas	49	TRI	27.46m
10 Wilma Perkins	45	AUS	25.98m
11 Monica Snyman	46	RSA	21.28m

Weight Pentathlon

Name	Age	Country	Results
1 Inge Faldager		DEN	3692
HT	41.56m		958
SP	9.84m		665
DT	32.12m		624
JT	20.00m		479
WT	11.78m		966
2 Hester Du Plessis		RSA	3508
HT	32.58m		713
SP	10.46m		715
DT	32.96m		644
JT	24.34m		603
WT	10.37m		833
3 Wilma Perkins		AUS	3051
HT	24.24m		489
SP	9.45m		633
DT	28.80m		548
JT	29.86m		762
WT	8.08m		619
4 Gertrud Heinrich		GER	3028
HT	29.14m		620
SP	9.91m		670
DT	39.78m		804
JT	17.54m		408
WT	7.07m		526
5 Danuta Scopanskiene		LTU	2901
HT	FOUL		0
P	10.96m		756
DT	36.56m		728
JT	22.16m		540
WT	10.84m		877
6 Liz McBlain		CAN	2751
HT	22.80m		451
SP	9.40m		629
DT	21.24m		377
JT	22.52m		550
WT	9.42m		744
7 Monica Snyman		RSA	2644
HT	28.44m		602
SP	7.96m		513
DT	26.24m		489
JT	19.50m		464
WT	7.62m		576
8 Lorraine Tucker		USA	2601
HT	16.42m		284
SP	9.19m		612
DT	23.06m		417
JT	29.46m		750
WT	7.21m		538
9 Margarete Junginger		GER	2165
HT	20.98m		403
SP	7.33m		463
DT	20.22m		354
JT	16.20m		371
WT	7.60m		574
10 Sharon Reynolds		AUS	1980
HT	24.24m		489
SP	5.72m		336
DT	21.68m		386
JT	12.92m		278
WT	6.69m		491

Cross Country

1 Bjorg Moen	48	NOR	43:52
2 Judith Stewart	46	NZL	43:57
3 Susanne Waru	46	NZL	44:05
4 Elizabeth Thodey	46	NZL	45:16
5 Susan Gustafson	49	USA	45:18

Name	Age	Country	Results
6 Evelyn Mc Nelis	49	IRL	45:26
7 Judith Cheesman	45	NZL	45:32
8 Gill Lea	49	GBR	47:12
9 Donna Olson	45	USA	48:53
10 Mary Lou Hamm	47	CAN	48:57
11 Georgina Cullen	47	AUS	49:21
12 Gayle Taylor-Bedell	47	USA	51:13
13 Rosaleen Hayden	46	IRL	51:27
14 Margaret August	49	NZL	52:21
15 Nina Ehmer	45	USA	52:37
16 Florinda Vega Huertas	46	COL	56:43
17 Diane Carter	48	NZL	57:31
18 Helen Tobin	48	NZL	58:10
19 Lau Fung Ling	47	HKG	59:03
20 Socorro Ocana de Acosta	49	COL	1:01:30
21 Alicia G. de Collica	45	ARG	1:01:46
22 Gabriella Bellato	45	ITA	1:03:08
23 Bronwyn Gardner	45	AUS	1:03:26
24 Irene Davey	48	AUS	1:04:46
25 Ann Jenkins	48	NZL	1:05:54
26 Alice Bersaneti	49	BRA	1:25:27

Cross Country Team

1 New Zealand	2:13:18
Judith Stewart	43:57
Susanne Waru	44:05
Elizabeth Thodey	45:16
2 United States	2:25:24
Susan Gustafson	45:18
Donna Olson	48:53
Gayle Taylor-Bedell	51:13
3 Australia	2:57:33
Georgina Cullen	49:21
Bronwyn Gardner	1:03:26
Irene Davey	1:04:46

10km Road Walk

1 Heather McDonald	45	AUS	54:20
2 Gayle Johnson	46	USA	56:27
3 Regina Meinschmidt	45	GER	57:18
4 Marianne Martino	45	USA	57:51
5 Jeanette Smith	46	USA	57:57
6 Viisha Sedlak	46	USA	58:12
7 Linda A. Stein	47	USA	59:16
8 Celia Kelly	47	AUS	59:29
9 Kathy Cassidy	46	AUS	59:36
10 Jacqueline Bonnet	48	FRA	59:52
11 Brenda Carpino	48	USA	1:02:01
12 Marilyn Chute	49	CAN	1:02:03
13 Meg Ferguson	45	USA	1:02:16
14 Annelore Werner	46	GER	1:02:55
15 Olga Buitrago	47	ARG	1:03:10
16 Nadya Dimitrov	45	USA	1:04:03
17 Judy Heller	49	USA	1:04:16
18 Monique Martin	48	SUI	1:04:28
19 Donna Cetrulo	47	USA	1:04:52
20 Susan Laks	45	USA	1:07:02
21 Margret Anna Ullrich	49	GER	1:07:29
22 Susan Porter	47	GBR	1:08:58
23 Ann Montgomery	48	USA	1:09:00
24 Olga Figueroa	49	USA	1:09:57
25 Naida Freitas	45	BRA	1:09:58
26 Nina Liim	47	EST	1:10:16
27 Carol Kuo	47	USA	1:11:50
28 Miki Welch	46	USA	1:13:07
29 Erika Lorenz	48	GER	1:13:07
30 Raquel Retamales	49	CHI	1:13:21
31 Lau Fung Ling	47	HKG	1:16:54
32 Isabel Struper	48	USA	1:19:24
33 Cheryl Kincaide	46	USA	1:21:03
34 Priscilla Frappier	45	USA	1:21:12
35 Joni Harvey	46	USA	1:25:42

10km Road Walk Team

1 United States	2:52:15
Gayle Johnson	56:27
Marianne Martino	57:51
Jeanette Smith	57:57
2 Australia	2:53:25
Heather McDonald	54:20
Celia Kelly	59:29
Kathy Cassidy	59:36
3 Switzerland	2:56:52
Heidi Haeder	54:40
Michele Steiner	57:44
Monique Martin	1:04:28
4 Germany	3:07:43
Regina Meinschmidt	57:18
Annelore Werner	1:02:55
Margret Anna Ullrich	1:07:29
5 Great Britain	3:18:19
Hilda Nyman	1:04:08
Jill Langford	1:05:13
Susan Porter	1:08:58

Marathon

1 Eva Novotna	47	TCH	3:09:07
2 Renate Mueller	48	GER	3:09:42
3 Elizabeth Thodey	46	NZL	3:15:33
4 Gill Lea	49	GBR	3:25:13
5 Mary Lou Hamm	47	CAN	3:29:56
6 Diane McLaughlin	47	USA	3:35:36
7 Georgina Cullen	47	AUS	3:39:48
8 Judith Cheesman	45	NZL	3:40:21
9 Nancy De Coux	46	USA	3:43:36
10 Sumitada Opitz	48	USA	3:45:10
11 Margaret August	49	NZL	3:45:53
12 Jana Kasparova	48	TCH	3:46:46
13 Judith Allyn	45	USA	3:48:41
14 Eila Alanko	47	FIN	3:53:06
15 Karin Niss	48	DEN	4:00:04
16 Diane Carter	48	NZL	4:00:08
17 Sandra Ludwa	48	USA	4:01:34
18 Burgitt Bauer	45	GER	4:10:00
19 Janice Ryan	48	USA	4:10:41
20 Pirjo Vejjalainen	47	FIN	4:11:02
21 Suzanne Fenger	48	USA	4:11:17
22 Lau Fung Ling	47	HKG	4:24:04
23 Gabriella Bellato	45	ITA	4:33:22
24 Celia Kelly	47	AUS	4:41:14
25 Helen Tobin	48	NZL	4:48:38
26 Bronwyn Gardner	45	AUS	4:58:26
27 Carol Gleason	46	USA	5:00:04
28 Cynthia Jozwik-Burge	45	USA	5:26:30
29 Alexandra Arslanova	49	MLD	5:49:07
30 Carol Bertino	48	USA	6:23:18

Marathon Team

1 New Zealand	10:41:47
Elizabeth Thodey	3:15:33
Judith Cheesman	3:40:21
Margaret August	3:45:53
2 Canada	11:04:17
Eileen Doran	3:29:15
Mary Lou Hamm	3:29:56
Bernice Goy	4:05:06
3 United States	11:04:22
Diane McLaughlin	3:35:36
Nancy De Coux	3:43:36
Sumitada Opitz	3:45:10
4 Australia	12:08:04
Georgina Cullen	3:39:48
Barbara Dalgleish	3:56:26
Shirley Brasher	4:31:50

5 Italy	13:51:56
Noemi Gastaldi	4:22:19
Gabriella Bellato	4:33:22
Maria Vecchi	4:56:15

WOMEN 50

100 Meter Dash

HEATS

Heat 1 Wind Reading: -2.6		
1 Reidun Rushfeldt	50 NOR	14.49
2 Erika Staehle	53 GER	14.72
3 Hannelore Venn	53 GER	14.98
4 Teresa Masmela Ariza	54 COL	15.80
5 Joy MacDonald	54 USA	15.83
6 Neri Margot Flores		
Marquez	52 URU	16.44
7 Jean Preston	51 USA	17.51

Heat 2 Wind Reading: -2.9		
1 Marge Allison	50 AUS	13.46
2 Doris Gallep	50 GER	14.02
3 Vera Alice Silva	51 BRA	14.97
4 Glory Barnabas	53 SIN	15.22
5 Mary Ann Wallace	51 USA	16.14
6 Cathy Primmer	52 USA	16.72
7 Niniek Rahadjeng	50 INA	17.54

Heat 3 Wind Reading: -2.1		
1 Yvonne De Wit	54 RSA	14.29
2 Friderun Kuemmerle-Valk	54 GER	14.31
3 Nadine Lowenstein	50 BEL	14.74
4 Brigitte Lange	52 GER	15.01
5 Galina Kovalskaya	51 RUS	15.07
6 Cornelia Vinke	54 NED	15.68
7 Kerstin Nilsson	52 SWE	15.97
8 Judy Hall	53 AUS	16.63

Heat 4 Wind Reading: -2.9		
1 Anne-Kathrin Eriksen	51 GER	14.49
2 Jacqueline Wladika	50 AUT	14.86
3 Elsa Sophia Jordaan	50 RSA	14.97
4 Frances Harris	53 AUS	15.39
5 Marlene Sachs	51 USA	15.81
6 Pasqualina Cecorti	54 ITA	16.06
7 Nyala Millar	53 AUS	16.41

Heat 5 Wind Reading: -4.2		
1 Martha Behrendt	53 GER	14.16
2 Gerda Seibert	52 GER	14.97
3 June Reeves	50 AUS	14.98
4 Irma Kirchhof	54 GER	16.12
4 Herborg N. Blakstad	52 NOR	16.12
6 Ana Yality C. de Caceres	52 COL	16.72
7 Maria Lopez de Aguiar	54 COL	16.93

Heat 6 Wind Reading: -3.9		
1 Noreen Parrish	53 AUS	14.33
2 Chris Waring	51 NZL	15.02
3 Renate Rolack	52 GER	15.23
4 Ana Maria Briones	52 ARG	16.28
5 Lorraine Birtwell	52 AUS	17.44

SEMI FINALS

Heat 1 Wind Reading: -1.4		
1 Martha Behrendt	53 GER	13.65
2 Doris Gallep	50 GER	14.07
3 Yvonne De Wit	54 RSA	14.12
4 Reidun Rushfeldt	50 NOR	14.30
5 Gerda Seibert	52 GER	14.45
6 Jacqueline Wladika	50 AUT	14.59
7 Vera Alice Silva	51 BRA	14.89
8 Elsa Sophia Jordaan	50 RSA	15.07
Heat 2 Wind Reading: -3.3		
1 Marge Allison	50 AUS	13.20
2 Anne-Kathrin Eriksen	51 GER	13.94
2 Noreen Parrish	53 AUS	13.94

Name	Age	Country	Results	Name	Age	Country	Results	Name	Age	Country	Results	Name	Age	Country	Results						
4	Friderun			5	June Reeves	50	AUS	29.53	4	Noreen Parrish	53	AUS	1:05.52	7	Gun Eriksson	51	SWE	5:52.32			
	Kuemmerle-Valk	54	GER	14.05	6	Nadine Lowenstein	50	BEL	30.28	5	Leena Halme	53	FIN	1:05.66	8	Gerd Eriksson	51	SWE	5:54.87		
5	Erika Staehle	53	GER	14.33	7	Hannelore Venn	53	GER	30.70	6	Gerda Seibert	52	GER	1:05.75	9	Marcia Puryear	52	USA	5:58.32		
6	June Reeves	50	AUS	14.36	8	Renate Rolack	52	GER	31.03	7	Kristina Carlsson	54	SWE	1:07.02	10	Ludi Godoy	53	CHI	7:02.92		
7	Chris Waring	51	NZL	14.66	FINAL				8	Chris Waring	51	NZL	1:08.10	FINAL							
8	Nadine Lowenstein	50	BEL	14.77	Wind Reading: -4.6				800 Meter Run				FINAL								
FINAL				1	Marge Allison	50	AUS	26.90	HEATS				1	Rigmor Osterlund	51	DEN	4:56.18				
Wind Reading: 2.1				2	Martha Behrendt	53	GER	27.81	Heat 1				2	Elaine Statham	51	GBR	5:01.42				
1	Marge Allison	50	AUS	13.06	3	Doris Galpe	50	GER	28.75	1	Linda Upton	52	USA	2:34.03	3	Milde Kade	51	EST	5:02.46		
2	Martha Behrendt	53	GER	13.29	4	Noreen Parrish	53	AUS	29.19	2	Kristina Carlsson	54	SWE	2:35.28	4	Greet Warnaar	53	NED	5:18.68		
3	Doris Galpe	50	GER	13.65	5	Reidun Rushfeldt	50	NOR	29.41	3	Jo Marchetti	52	USA	2:40.47	5	Jo Marchetti	52	USA	5:19.18		
4	Anne-Kathrin Eriksen	51	GER	13.79	6	Yvonne De Wit	54	RSA	29.50	4	Anne Lang	52	AUS	2:43.79	6	Mariann Stenbakk	50	NOR	5:19.86		
5	Reidun Rushfeldt	50	NOR	13.90	7	Gerda Seibert	52	GER	30.00	5	Erica Mercer	52	AUS	2:55.44	7	Janet Bober	51	USA	5:22.39		
6	Noreen Parrish	53	AUS	13.95	8	Anne-Kathrin Eriksen	51	GER	30.65	6	Ligia P. de Vargas	54	COL	3:04.30	8	Helgi Sagor	51	EST	5:23.17		
7	Yvonne De Wit	54	RSA	14.01	400 Meter Dash				Heat 2				9	Anne Lang	52	AUS	5:25.50				
8	Erika Staehle	53	GER	14.16	HEATS				Heat 2				10	Eva Carlsen	54	NOR	5:30.51				
200 Meter Dash				Heat 1				Heat 2				11	Ann Makoske	50	USA	5:36.21					
HEATS				1	Friderun			1	Riet Jonkers-Slegers	51	NED	2:45.08	12	Charlene Francis	54	USA	5:46.95				
Heat 1 Wind Reading: -1.0				2	Kuemmerle-Valk	54	GER	1:05.44	2	Menja Stapelfeld	52	DEN	2:46.27	13	Maureen Farish	53	GBR	5:47.14			
1	Marge Allison	50	AUS	27.17	3	Gerda Seibert	52	GER	1:06.60	3	Mariann Stenbakk	50	NOR	2:47.07	14	Ma Guadalupe SarvideGonzalez	54	MEX	5:58.17		
2	Noreen Parrish	53	AUS	29.76	4	Nadine Lowenstein	50	BEL	1:07.73	4	Gun Eriksson	51	SWE	2:48.27	5,000 Meter Run						
3	Chris Waring	51	NZL	30.65	5	Riet Jonkers-Slegers	51	NED	1:09.01	5	Miloslava Rocnakova	50	TCH	3:03.35	FINAL						
4	Jacqueline Wladika	50	AUT	32.37	6	Jean Preston	51	USA	1:26.55	6	Elvira Gil Pedrzza	51	COL	3:16.00	1	Joan Ottaway	51	USA	18:34.80		
5	Ann Marie Rosenitsch	54	CAN	32.76	Heat 2				Heat 3				2	Rigmor Osterlund	51	DEN	19:08.03				
6	Maria Lopez deAguiara	54	COL	35.20	1	Leena Halme	53	FIN	1:07.37	1	Leena Halme	53	FIN	2:35.12	3	Rigmor Osterlund	51	DEN	19:08.03		
7	Jean Preston	51	USA	36.86	2	Frances Harris	53	AUS	1:08.29	2	Rigmor Osterlund	51	DEN	2:36.84	5	Elizabeth K. Gilchrist	50	GBR	19:44.62		
Heat 2 Wind Reading: 1.7				3	Ingrid Hobknecht	54	GER	1:10.26	3	Ann Makoske	50	USA	2:47.46	6	Jo Marchetti	52	USA	19:56.91			
1	Gerda Seibert	52	GER	29.83	4	Bonnie Frankel	50	USA	1:16.80	4	Charlene Francis	54	USA	2:51.08	7	Greet Warnaar	53	NED	20:01.63		
2	Reidun Rushfeldt	50	NOR	30.40	5	Cathy Primmer	52	USA	1:20.39	5	Ursula Schittenhelm	54	GER	2:53.94	8	Janet Bober	51	USA	20:22.61		
3	Nadine Lowenstein	50	BEL	31.23	6	Valerie Prescott	51	AUS	1:22.53	6	Amanda Ottado	54	ARG	3:28.29	9	Pauline Rich	50	GBR	20:27.31		
4	Vera Alice Silva	51	BRA	32.77	7	Magdalena Serrano	50	ARG	1:27.11	-	Gerd Eriksson	51	SWE	DNF	10	Mariann Stenbakk	50	NOR	20:45.74		
5	Marta Piresferreira	51	CAN	33.18	Heat 3				Heat 4				11	Marisa Cruz	51	BRA	20:52.06				
6	Pamela Spence	50	GBR	33.26	1	Marge Allison	50	AUS	1:01.78	1	Milde Kade	51	EST	2:35.31	12	Ilse Hardinge	53	CAN	21:41.13		
7	Christa Seilnacht	54	GER	34.17	2	Doris Galpe	50	GER	1:06.33	2	Bonnie Frankel	50	USA	2:39.12	13	Artoinette Coetzee	50	RSA	21:41.51		
8	Kerstin Lindgren	53	SWE	37.40	3	Noreen Parrish	53	AUS	1:07.33	3	Helgi Sagor	51	EST	2:41.46	14	Nancy Frisillo	52	USA	21:49.37		
Heat 3 Wind Reading: 3.1				4	June Reeves	50	AUS	1:09.49	4	Frances Harris	53	AUS	2:42.94	15	Eva Carlsen	54	NOR	21:59.64			
1	Martha Behrendt	53	GER	29.15	5	Hannelore Venn	53	GER	1:09.63	5	Josephine Kimber	51	GBR	2:43.35	16	Ma Guadalupe SarvideGonzalez	54	MEX	22:03.18		
2	Erika Staehle	53	GER	30.79	6	Vera Alice Silva	51	BRA	1:15.16	6	Elsa Sophia Jordaan	50	RSA	2:46.70	17	Marcia Puryear	52	USA	22:09.92		
3	Mary Axzell	53	GBR	31.44	Heat 4				FINAL				18	Maureen Farish	53	GBR	22:58.12				
4	Frances Harris	53	AUS	32.55	1	Kristina Carlsson	54	SWE	1:08.82	1	Milde Kade	51	EST	2:30.27	19	Theresa Woodham	52	NZL	23:13.42		
5	Josephine Kimber	51	GBR	34.21	2	Reidun Rushfeldt	50	NOR	1:10.24	2	Rigmor Osterlund	51	DEN	2:31.85	20	Sandra Farinacci	53	CAN	23:44.94		
6	Mary Ann Wallace	51	USA	34.88	3	Josephine Kimber	51	GBR	1:10.62	3	Leena Halme	53	FIN	2:36.12	21	Margaret Davis	51	USA	23:54.16		
7	Patricia Longboat	51	USA	45.88	4	Christa Seilnacht	54	GER	1:15.03	4	Kristina Carlsson	54	SWE	2:38.14	22	Sofia Prada de Duran	53	COL	24:09.60		
Heat 4 Wind Reading: 5.9				5	Mary Ann Wallace	51	USA	1:19.88	5	Linda Upton	52	USA	2:40.33	23	Elaine Tober	52	USA	24:16.78			
1	Yvonne De Wit	54	RSA	29.78	6	Pamela Spence	50	GBR	1:22.05	6	Jo Marchetti	52	USA	2:42.87	24	Adelheid Kebner	52	GER	24:39.70		
2	June Reeves	50	AUS	30.56	Heat 5				Heat 4				25	Maria Cardoso de Moura	52	COL	24:50.91				
3	Hannelore Venn	53	GER	30.88	1	Yvonne De Wit	54	RSA	1:07.77	7	Riet Jonkers-Slegers	51	NED	2:43.86	26	Elsa Rivas	51	VEN	25:00.96		
4	Elsa Sophia Jordaan	50	RSA	31.54	2	Chris Waring	51	NZL	1:09.21	8	Bonnie Frankel	50	USA	2:44.55	27	Roberta Thaxton	51	USA	25:36.20		
5	Menja Stapelfeld	52	DEN	31.77	3	Elsa Sophia Jordaan	50	RSA	1:09.47	9	Helgi Sagor	51	EST	2:46.30	28	Patricia Lord	54	USA	25:48.10		
6	Elza Maria Alves	53	BRA	40.74	4	Menja Stapelfeld	52	DEN	1:11.59	10	Frances Harris	53	AUS	2:49.78	29	Yvonne Miles	54	GBR	25:59.73		
Heat 5 Wind Reading: 2.7				5	Ann Marie Rosenitsch	54	CAN	1:12.16	11	Josephine Kimber	51	GBR	2:51.54	30	Anna Van Zyl	51	RSA	26:56.4h			
1	Doris Galpe	50	GER	29.55	SEMI FINALS				1,500 Meter Run				31	Bridget Cushen	54	GBR	27:35.42				
2	Anne-Kathrin Eriksen	51	GER	30.63	Heat 1				HEATS				32	Ludi Godoy	53	CHI	27:43.56				
3	Renate Rolack	52	GER	31.74	1	Leena Halme	53	FIN	1:07.04	Heat 1				33	Rigide Harenslak	50	GER	29:02.60			
4	Herborg N. Blakstad	52	NOR	32.96	2	Doris Galpe	50	GER	1:07.37	1	Milde Kade	51	EST	5:17.56	34	Maria G. E Castro	54	BRA	30:01.40		
5	Bonnie Frankel	50	USA	34.48	3	Gerda Seibert	52	GER	1:07.68	2	Rigmor Osterlund	51	DEN	5:19.14	35	Jewel Shenk	52	USA	33:38.62		
6	Nyala Millar	53	AUS	35.08	4	Noreen Parrish	53	AUS	1:07.95	3	Greet Warnaar	53	NED	5:21.47	36	Leila Baker	54	USA	33:47.39		
7	Cathy Primmer	52	USA	35.49	5	Elsa Sophia Jordaan	50	RSA	1:09.10	4	Mariann Stenbakk	50	NOR	5:22.02	10,000 Meter Run						
SEMI FINALS				6	Reidun Rushfeldt	50	NOR	1:09.69	5	Jo Marchetti	52	USA	5:26.19	FINAL							
Heat 1 Wind Reading: 0.5				7	June Reeves	50	AUS	1:10.37	6	Eva Carlsen	54	NOR	5:30.57	1	Joan Ottaway	51	USA	38:29.62			
1	Martha Behrendt	53	GER	27.78	Heat 2				Heat 2				2	Elaine Statham	51	GBR	38:51.71				
2	Noreen Parrish	53	AUS	28.65	1	Marge Allison	50	AUS	1:00.85	7	Ann Makoske	50	USA	5:33.47	3	Mary Wood	50	USA	39:38.04		
3	Doris Galpe	50	GER	28.78	2	Yvonne De Wit	54	RSA	1:07.47	8	Ma Guadalupe SarvideGonzalez	54	MEX	5:51.49	4	Gudrun Krick					
4	Reidun Rushfeldt	50	NOR	29.16	3	Kristina Carlsson	54	SWE	1:08.23	9	Nancy Frisillo	52	USA	6:02.58	5	Fleerwood	52	SWE	39:59.79		
5	Chris Waring	51	NZL	29.83	4	Chris Waring	51	NZL	1:09.57	10	Carole McCoy	50	AUS	6:14.02	6	Elizabeth K. Gilchrist	50	GBR	40:58.84		
6	Erika Staehle	53	GER	29.93	5	Frances Harris	53	AUS	1:09.74	-	Artoinette Coetzee	50	RSA	DNF	7	Greet Warnaar	53	NED	41:28.44		
7	Mary Axzell	53	GBR	30.56	6	Nadine Lowenstein	50	BEL	1:10.39	1	Helgi Sagor	51	EST	5:32.11	8	Mariann Stenbakk	50	NOR	41:29.91		
8	Elsa Sophia Jordaan	50	RSA	30.90	-	Hannelore Venn	53	GER	DNF	2	Elaine Statham	51	GBR	5:32.66	9	Pauline Rich	50	GBR	42:48.68		
Heat 2 Wind Reading: 0.9				FINAL				Heat 2				3	Nancy Frisillo	52	USA	5:32.75	10	Theresa Woodham	52	NZL	48:22.52
1	Marge Allison	50	AUS	26.56	1	Marge Allison	50	AUS	58.51	1	Milde Kade	51	EST	5:36.13	11	Margaret Davis	51	USA	48:28.73		
2	Yvonne De Wit	54	RSA	29.43	2	Doris Galpe	50	GER	1:04.03	2	Elaine Statham	51	GBR	5:44.98	12	Margaret Davis	51	USA	49:14.60		
3	Anne-Kathrin Eriksen	51	GER	29.46	3	Yvonne De Wit	54	RSA	1:04.41	3	Janet Bober	51	USA	5:49.85	13	Sandra Farinacci	53	CAN	49:46.12		
4	Gerda Seibert	52	GER	29.51																	

Name	Age	Country	Results
14 Sofia Prada de Duran	53	COL	50:17.44
15 Adelheid Kebner	52	GER	50:28.40
16 Patricia Lord	54	USA	52:05.08
17 Maria Cardona de Mora	52	COL	54:55.70
18 Patricia Longboat	51	USA	56:21.36
19 Heather Johnstone	51	AUS	56:53.03
20 Brigitte Harenslak	50	GER	1:00:36.00
- Anna Van Zyl	51	RSA	DNF
- Yvonne Miles	54	GBR	DNF

5,000 Meter Race Walk

FINAL

1 Heide Maeder	51	SUI	27:00.15
2 Waltraud Seiler	54	GER	27:23.70
3 Michele Steiner	51	SUI	27:34.09
4 Lee Osborne	52	AUS	28:45.85
5 Penny Hall	54	AUS	29:15.48
6 Winifred May	53	AUS	29:26.35
7 Celine Goyeneche	52	FRA	29:58.34
8 Jolene Steigerwalt	51	USA	30:10.64
9 Marilde Gomez Murrillo	53	ESP	30:12.04
10 Jeanne Bocci	52	USA	30:41.41
11 Kerstin Lindgren	53	SWE	32:00.73
12 Valerie Stowe	53	USA	32:39.20
13 Georgia Cutler	52	USA	32:51.36
14 Maggie Gorman	54	AUS	33:35.53
15 Heather Anne Berry	50	CAN	33:49.78
16 Joan Purcell	54	AUS	33:51.20
17 Olivia Matos Monraia	52	POR	34:00.96
18 Maria G. E Castro	54	BRA	34:43.14
19 Kathleen Wood	50	USA	35:10.07
20 Gladys Wishart	51	AUS	35:19.83
21 Margarete Best	51	GER	35:57.25
22 Kathryn Carmines	51	USA	36:14.23
23 Jenny Evans	54	GBR	36:23.13
24 Vlasta Zlanticnikova	53	TCH	36:36.66
25 Anneli Hartikainen	53	FIN	37:32.29
26 Kyoko Kohigashi	52	BRA	39:36.21
27 Marjatta Karjalainen	53	FIN	42:31.73
28 Elza Maria Alves	53	BRA	42:45.61
- Bani Chakraborty	52	IND	DQ

80 Meter High Hurdles 30"

HEATS

Heat 1 Wind Reading: 2.1

1 Friderun			
- Kuemmerle-Valk	54	GER	14.00
2 Marianne Maier	52	AUT	15.20
3 Nanette Cross	54	GBR	15.37
4 Galina Kovalskaya	51	RUS	15.81
5 Petra Pietersen	51	RSA	16.57
6 Elza Maria Alves	53	BRA	22.11

Heat 2 Wind Reading: 2.5

1 Helgi Lamp	51	EST	13.73
2 Erika Staehle	53	GER	14.23
3 Elise M. Wale	53	NOR	14.95
4 Marlene Sachs	51	USA	15.00
5 Jacqueline Wladika	50	AUT	16.18
6 Evelia Mondragon	50	COL	18.76

FINAL

Wind Reading: -4.4

1 Friderun			
- Kuemmerle-Valk	54	GER	14.24
2 Marianne Maier	52	AUT	14.64
3 Elise M. Wale	53	NOR	14.66
4 Erika Staehle	53	GER	14.84
5 Marlene Sachs	51	USA	16.25
6 Galina Kovalskaya	51	RUS	16.31
- Helgi Lamp	51	EST	DNF
- Nanette Cross	54	GBR	DNF

300 Meter Int Hurdles 30"

HEATS

Heat 1

1 Yvonne De Wit	54	RSA	54.37
2 Elise M. Wale	53	NOR	55.77
3 Ann Marie Rosenitsch	54	CAN	1:00.63
4 Karin Mathes	53	GER	1:20.12
- Erica Mercer	52	AUS	DNF

Heat 2

1 Friderun			
- Kuemmerle-Valk	54	GER	54.14
2 Kristina Carlsson	54	SWE	55.84
3 Gerda Seibert	52	GER	56.81
4 Nanette Cross	54	GBR	57.33
5 Rachel E. Rossouw	53	RSA	1:03.63

FINAL

1 Friderun			
- Kuemmerle-Valk	54	GER	51.03
2 Yvonne De Wit	54	RSA	53.16
3 Elise M. Wale	53	NOR	53.69
4 Kristina Carlsson	54	SWE	54.93
5 Nanette Cross	54	GBR	55.86
6 Gerda Seibert	52	GER	57.97
7 Rachel E. Rossouw	53	RSA	1:04.40

2,000 Meter Steeplechase

FINAL

1 Joan Ottzway	51	USA	8:16.59
2 Erica Mercer	52	AUS	9:39.98
3 Rachel E. Rossouw	53	RSA	10:43.64
4 Miloslava Rocnkova	50	TCH	10:51.53
5 Diethild Nix	52	GER	10:56.47

4x100 Meter Relay

1 Germany			53.41
- Anne-Kathrin Eriksen	51		
- Doris Gallep	50		
- Friderun			
- Kuemmerle-Val	54		
- Martha Behrendt	53		
2 Australia			55.87
- Noreen Parrish	53		
- June Reeves	50		
- Frances Harris	53		
- Marge Allison	50		
3 Great Britain			1:00.74
- Nanette Cross	54		
- Pamela Spence	50		
- Carina Graham	59		
- Mary Axtell	53		
4 United States			1:03.92
- Becky Sisley	56		
- Cherie Sherrard	56		
- Cathy Primmer	52		
- Jean Preston	51		
5 Colombia			1:05.75
- Maria Lopez deAguacia	54		
- Ana Yalily C. de Cacer	52		
- Elvira Gil Pedraza	51		
- Teresa Masmela Ariza	54		
6 Brazil			1:06.50
- Elza Maria Alves	53		
- Vera Alice Silva	51		
- Maria G. E Castro	54		
- Aida Menezes	58		
- Netherlands			DQ
- Corrie Roovers	59		
- Cornelia Vinke	54		
- Rietje Dykman	56		
- Riet Jonkers-Slegers	51		

4x400 Meter Relay

1 Germany			4:35.27
- Gerda Seibert	52		
- Doris Gallep	50		
- Hannelore Venn	53		
- Friderun			
- Kuemmerle-Val	54		
2 Australia			4:47.23
- Frances Harris	53		
- June Reeves	50		
- Diana Jill Cooper	56		
- Noreen Parrish	53		
3 Netherlands			5:00.22
- Elisabeth Plat-den-Boe	56		
- Gerda Van Kooten	56		
- Riet Jonkers-Slegers	51		
- Greet Warnaar	53		
4 Great Britain			5:21.45
- Mary Axtell	53		
- Josephine Kimber	51		
- Pamela Spence	50		
- Nanette Cross	54		
5 Colombia			5:47.23
- Sofia Prada de Duran	53		
- Elvira Gil Pedraza	51		
- Maria Cardona de Mora	52		
- Teresa Masmela Ariza	54		

High Jump

FINAL

1 Renate Vogen	51	GER	1.53m
2 Erika Springmann	52	GER	1.44m
3 Christel Haeser	52	GER	1.44m
4 Marianne Maier	52	AUT	1.36m
5 Edith Graff	53	BEL	1.32m
6 Erika Staehle	53	GER	1.32m
7 Marlene Sachs	51	USA	1.28m
8 Elvina Collavizza	53	ITA	1.24m
8 Catharina Van Der Merwe	53	RSA	1.24m
8 Frances Harris	53	AUS	1.24m
11 Jacqueline Wladika	50	AUT	1.20m
12 Cathy Primmer	52	USA	1.16m
12 Tamara Tupikova	53	RUS	1.16m
14 Karin Mathes	53	GER	1.12m
15 Erica Mercer	52	AUS	1.08m
- J. Gean Hemming	52	CAN	NH
- Friderun			
- Kuemmerle-Valk	54	GER	NH

Pole Vault

FINAL

1 Petra Pietersen	51	RSA	2.70m
2 Joy MacDonald	54	USA	2.50m
3 Ann Marie Rosenitsch	54	CAN	2.20m
4 Diethild Nix	52	GER	2.00m

Long Jump

FINAL

1 Helgi Lamp	51	EST	4.74m 0.6
2 Erika Staehle	53	GER	4.58m 1.3
3 Anne-Kathrin Eriksen	51	GER	4.57m 1.4
4 Edith Graff	53	BEL	4.54m 1.5
5 Marianne Maier	52	AUT	4.38m -1.3
6 Christel Haeser	52	GER	4.25m 0.7
7 Riet Jonkers-Slegers	51	NED	4.25m 1.5
8 Jacqueline Wladika	50	AUT	4.22m 1.1
9 Johanna Linskens	52	NED	4.05m -0.9
10 Petra Pietersen	51	RSA	4.02m 0.0
11 Marlene Sachs	51	USA	3.99m -1.1
12 Frances Harris	53	AUS	3.92m 0.9
13 Renate Rolack	52	GER	3.83m -0.5
14 Ursula Schittenhelm	54	GER	3.74m 0.0

Name	Age	Country	Results
15 Ana Maria Briones	52	ARG	3.64m -0.7
16 Glory Barnabas	53	SIN	3.59m -0.4
17 Nyala Millar	53	AUS	3.47m 0.0
18 Herborg N. Blakstad	52	NOR	3.44m -0.6
19 Ana Yalily C. de Caceres	52	COL	3.37m -0.6
20 Attilane Jablonszky	51	HUN	3.30m -0.4
21 Niniek Rahadjeng	50	INA	2.71m 1.7
22 Jaya Chatterjee	50	IND	2.51m -1.0
- Evelia Mondragon	50	COL	ND NWI

Triple Jump

FINAL

1 Erika Springmann	52	GER	9.94m -2.4
2 Galina Morosonova	54	RUS	9.55m 1.2
3 Frances Harris	53	AUS	9.23m 4.5
4 Edith Graff	53	BEL	9.09m 4.0
5 Jacqueline Wladika	50	AUT	8.97m 2.3
6 Tamara Tupikova	53	RUS	8.27m 2.1
7 Glory Barnabas	53	SIN	7.83m -1.6
8 Karin Mathes	53	GER	7.71m 1.4
9 Nyala Millar	53	AUS	7.31m 2.3
10 Ana Yalily C. de Caceres	52	COL	7.16m 2.0
11 Marjatta Karjalainen	53	FIN	5.59m 2.9

Shot Put 3 kg

FINAL

1 Karin Ilgen	54	GER	12.76m
2 Mary Thomas	51	AUS	12.76m
3 Heidi Haase	51	GER	12.57m
4 Hella Boecker	53	GER	12.29m
5 Gisela Stecher	52	GER	12.18m
6 Aldona M. Vrubliauskiene	51	LTU	11.81m
7 Renate Vogen	51	GER	11.58m
8 Vanessa Hilliard	54	USA	11.20m
9 Milada Schreibmeierova	51	TCH	11.11m
10 Erika Springmann	52	GER	10.79m
11 Yvonne Mitchell	50	TRI	10.77m
12 Lilly Batik	52	AUT	10.65m
13 Karin Schallau	54	GER	10.64m
14 Brigitte Lange	52	GER	10.39m
15 Niina Leppsoo	51	EST	9.38m
16 Johanna Linskens	52	NED	9.32m
17 Anita Welz	52	GER	9.18m
18 Elvi Korjus	54	EST	9.11m
19 Astrid Rose	51	AUS	9.06m
20 Heide Klepka	54	GER	8.94m
21 Cornelia Vinke	54	NED	8.91m
22 Penelope England	54	RSA	8.87m
23 Karen Huff	52	USA	8.70m
24 Renate Sindek	52	GER	8.68m
25 Teresa Masmela Ariza	54	COL	8.60m
26 Marlene Sachs	51	USA	8.57m
27 Ulrike Fago	53	GER	8.08m
28 Brunhild Mathes	51	GER	7.85m
29 Neri Margot Flores Marquez	52	URU	7.75m
30 Roslyn Katz	53	USA	7.49m
31 Jenny Evans	54	GBR	7.35m
32 Doris E. Guzman	50	VEN	6.92m
33 Angela Bertanza	52	ITA	6.85m
34 Jwalanadda Ananthamma	54	IND	6.10m

Discus Throw 1 kg

FINAL

1 Karin Ilgen	54	GER	40.12m
2 Hella Boecker	53	GER	37.02m
3 Vanessa Hilliard	54	USA	36.86m
4 Mary Thomas	51	AUS	31.08m
5 Gisela Stecher	52	GER	31.06m
6 Namjilmaa Daszeveg	52	MGL	29.60m
7 Karin Schallau	54	GER	29.50m

Name	Age	Country	Results	Name	Age	Country	Results	Name	Age	Country	Results	Name	Age	Country	Results
8 Anu Teesalu	54	EST	29.48m	Heptathlon				2 Mary Thomas		AUS	4043	14 Aldona M.		LTU	2768
9 Gudrun Mellmann	53	GER	29.10m	1 Friderun				HT	34.00m	712	Vrubliauskienė				
10 Yvonne Mitchell	50	TRI	28.30m	Kuemmerle-Valk	GER	5592		SP	12.02m	836	HT	28.80m	578		
11 Lorraine Birtwell	52	AUS	26.30m	80HH	13.92	929	w:-2.2	DT	33.10m	748	SP	11.46m	791		
12 Lilly Batik	52	AUT	25.34m	HJ	1.37m	941		JT	40.02m	1020	DT	23.12m	487		
13 Elvira Garcia de Lopez	54	ARG	25.28m	SP	9.84m	660		WT	10.74m	727	JT	16.08m	352		
14 Renate Sindek	52	GER	25.22m	200	29.30	852	w: NWI				WT	8.66m	560		
15 Anne-Kathrin Eriksen	51	GER	25.04m	LJ	4.56m	874	w: 1.5	3 Gudrun Mellmann	GER	3909	15 Astrid Rose	AUS	2745		
16 Milada Schreimbierova	51	TCH	24.92m	JT	29.46m	722		HT	40.74m	887	HT	32.22m	665		
17 Heide Klepka	54	GER	23.88m	800	3:03.70	614		SP	10.18m	687	SP	8.42m	546		
18 Janice Davies	53	AUS	23.18m	2 Marianne Maier	AUT	5101		DT	32.68m	736	DT	22.24m	464		
19 Elvi Korjus	54	EST	22.86m	80HH	14.78	810	w:-1.8	JT	28.28m	689	JT	20.30m	468		
20 Teresa Masmela Ariza	54	COL	21.38m	HJ	1.40m	991		WT	13.00m	910	WT	9.18m	602		
21 Roslyn Katz	53	USA	21.24m	SP	11.38m	784		4 Hella Boeker	GER	3819	16 Lorraine Birtwell	AUS	2628		
22 Astrid Rose	51	AUS	19.98m	200	30.97	726	w: NWI	HT	37.92m	813	HT	26.40m	516		
23 Johanna Linskens	52	NED	19.80m	LJ	3.96m	637	w: 0.2	SP	11.90m	826	SP	8.40m	544		
24 Colleen Ogilvie	54	CAN	19.58m	JT	26.42m	637		DT	36.90m	850	DT	25.20m	540		
25 Yueh-Chueh Lin Chen	51	TPE	17.90m	800	3:13.84	516		JT	23.18m	547	JT	20.60m	476		
26 Jwalaadda				3 Elise M. Wale	NOR	5094		WT	11.44m	783	WT	8.56m	552		
Ananthamma	54	IND	17.66m	80HH	15.30	743	w:-2.2	5 Karin Illgen	GER	3622	17 Anita Welz	GER	2489		
Valerie Prescott	51	AUS	17.12m	HJ	1.31m	842		HT	28.44m	569	HT	23.98m	455		
28 Doris E. Guzman	50	VEN	15.74m	SP	9.33m	619		SP	12.02m	836	SP	8.48m	550		
29 Judy Cooper	54	AUS	14.16m	200	31.74	671	w: NWI	DT	40.38m	944	DT	19.00m	382		
30 Jenny Evans	54	GBR	14.04m	LJ	4.33m	780	w: 3.0	JT	30.28m	745	JT	25.74m	618		
Faina Melnik	50	RUS	FOUL	JT	29.42m	721		WT	8.26m	528	WT	7.70m	484		
Hammer Throw 3 kg				800	2:53.79	718		6 Faina Melnik	RUS	3518	18 Elvina Collavizza	ITA	2408		
FINAL				4 Erika Staehle	GER	4836		HT	24.34m	464	HT	23.12m	433		
1 Janice Davies	53	AUS	45.42m	80HH	15.29	744	w:-2.2	SP	12.12m	844	DT	22.72m	476		
2 Vanessa Hilliard	54	USA	42.26m	HJ	1.37m	941		DT	36.54m	840	JT	20.02m	460		
3 Hella Boeker	53	GER	39.34m	SP	9.53m	635		JT	26.06m	627					
4 Gudrun Mellmann	53	GER	38.12m	200	31.90	659	w: NWI	WT	10.94m	743	19 Penelope England	RSA	2340		
5 Irma Kirchhofs	54	GER	38.00m	LJ	4.54m	865	w: 1.4	7 Gisela Stecher	GER	3405	HT	24.34m	464		
6 Brigitte Lange	52	GER	37.22m	JT	21.56m	502		HT	34.04m	712	SP	8.82m	577		
7 Elvira Garcia de Lopez	54	ARG	37.00m	800	3:16.70	490		SP	11.44m	789	DT	16.08m	309		
8 Astrid Rose	51	AUS	34.74m	5 Marlene Sachs	USA	4776		DT	29.24m	646	JT	22.88m	539		
9 Mary Thomas	51	AUS	34.14m	80HH	15.93	664	w:-1.8	JT	25.64m	615	WT	7.28m	451		
10 Sibylla Meili	54	SUI	33.08m	HJ	1.34m	891		WT	9.70m	643	20 Catharina Van Der				
11 Gisela Stecher	52	GER	32.48m	SP	8.70m	568		8 Lilly Batik	AUT	3391	Merwe	RSA	2143		
12 Anu Teesalu	54	EST	29.86m	200	32.73	603	w: NWI	HT	32.24m	666	HT	27.84m	553		
13 Roslyn Katz	53	USA	29.40m	LJ	4.10m	691	w: 0.3	SP	11.20m	769	SP	6.96m	430		
14 Lilly Batik	52	AUT	28.58m	JT	27.10m	656		DT	26.44m	572	DT	15.00m	283		
15 Helgard-Ger. Gratzl	53	AUT	28.20m	800	2:55.21	703		JT	29.38m	720	JT	19.70m	451		
16 Catharina Van Der				6 Elsa Sophia Jordaan	RSA	3676		WT	9.96m	664	WT	6.96m	426		
Merwe	53	RSA	26.94m	80HH	19.11	328	w:-2.2	9 Janice Davies	AUS	3385	21 Roslyn Katz	USA	1413		
17 Amanda Ottado	54	ARG	26.88m	HJ	1.07m	491		HT	44.58m	988	HT	28.30m	565		
18 Marjatta Karjalainen	53	FIN	21.56m	SP	6.50m	394		SP	8.76m	573	SP	7.60m	480		
19 Yvonne Miles	54	GBR	19.54m	200	31.97	655	w: NWI	DT	23.92m	507	DT	18.42m	368		
20 Bani Chakraborty	52	IND	14.78m	LJ	3.94m	628	w:-2.2	JT	18.74m	424	JT	ND	0		
Javelin Throw 400g				JT	17.14m	381		WT	12.80m	893	WT	ND	0		
FINAL				800	2:46.48	799		10 Anu Teesalu	EST	3181	Cross Country				
1 Mary Thomas	51	AUS	48.56m	7 Rachel E. Rossouw	RSA	3393		HT	30.32m	616	1 Joan Ottaway	51	USA	42:57	
2 Heidi Haase	51	GER	43.08m	80HH	18.27	406	w:-1.8	SP	9.12m	602	2 Gudrun Kvick				
3 Renate Vogen	51	GER	41.18m	HJ	1.10m	534		DT	29.30m	647	Fleetwood	52	SWE	43:44	
4 Aldona Gineviciene	53	LTU	40.60m	SP	7.32m	458		JT	28.00m	681	Mary Wood	50	USA	44:58	
5 Karin Illgen	54	GER	36.40m	200	34.42	495	w: NWI	WT	9.60m	635	Anne-Marie Pruede	51	FRA	45:40	
6 Teresa Masmela Ariza	54	COL	31.78m	LJ	3.19m	367	w:-0.8	11 Brigitte Lange	GER	3123	Peggy Couper	51	BER	46:41	
7 Lilly Batik	52	AUT	31.44m	JT	22.70m	534		HT	39.60m	857	Marisa Cruz	51	BRA	47:13	
8 Eva Keretjzine Jz.	53	HUN	30.66m	800	3:05.19	599		SP	11.34m	781	Eva Carlsen	54	NOR	48:48	
9 Marlene Sachs	51	USA	29.26m	8 Karin Mathes	GER	3093		DT	23.70m	501	Andrea Hatch	51	USA	49:57	
10 Anita Welz	52	GER	28.86m	80HH	19.21	319	w:-1.8	JT	15.10m	325	Tiare Lund	50	NZL	50:39	
11 Karen Huff	52	USA	27.98m	HJ	1.19m	666		WT	9.90m	659	Judy Norris	50	GBR	51:20	
12 Karin Mathes	53	GER	27.78m	SP	7.48m	471		12 Yvonne Mitchell	TRI	2903	11 Elaine Tober	52	USA	52:40	
13 Heide Klepka	54	GER	26.06m	200	38.48	274	w: NWI	HT	28.06m	559	12 Theresa Woodham	52	NZL	54:43	
14 Penelope England	54	RSA	25.98m	LJ	3.46m	456	w: 2.2	SP	10.12m	682	Ingelise Heckmann	50	DEN	56:38	
15 Yvonne Mitchell	50	TRI	25.92m	JT	25.90m	622		DT	27.98m	612	Maureen Parish	53	GBR	57:43	
16 Elvina Collavizza	53	ITA	25.70m	800	3:42.11	285		JT	22.02m	515	Maria Cardona de Mora	52	COL	58:05	
17 Rachel E. Rossouw	53	RSA	22.50m	Weight Pentathlon				13 Irma Kirchhofs	GER	2858	16 Baerbel Kullmann	53	GER	58:52	
18 Ulrike Fago	53	GER	21.44m	1 Vanessa Hilliard	USA	4051		HT	36.30m	771	Yvonne Miles	54	GBR	1:00:05	
19 Erica Mercer	52	AUS	19.38m	HT	43.50m	959		SP	7.76m	493	Helen MacKinlay	54	NZL	1:01:40	
20 Angela Bertanza	52	ITA	18.98m	SP	10.82m	739		DT	22.14m	461	Georgie Gillis	50	CAN	1:02:14	
21 Valerie Prescott	51	AUS	16.26m	DT	35.34m	807		JT	19.20m	437	Heather Murfett	54	AUS	1:03:24	
22 Elza Maria Alves	53	BRA	16.10m	JT	25.00m	598		WT	10.36m	696	Jenny Evans	54	GBR	1:06:45	
Anu Teesalu	54	EST	FOUL	WT	13.48m	948					Ludi Godoy	53	CHI	1:08:17	
Brunhild Mathes	51	GER	FOUL								23 Stella Maria Marcato	51	ARG	1:12:33	

Name	Age	Country	Results
24 Helen Brown	54	AUS	1:13:38
25 Moriko Kai	53	JPN	1:20:11
26 Judy Cooper	54	AUS	1:21:10
27 Valerie Prescott	51	AUS	1:24:21
28 Carol Ryan	51	AUS	1:28:01

Cross Country Team

1 United States	2:17:52
Joan Ottaway	42:57
Mary Wood	44:58
Andrea Hatch	49:57
2 New Zealand	2:47:02
Tiare Lund	50:39
Theresa Woodham	54:43
Helen MacKinlay	1:01:40
3 Great Britain	2:49:08
Judy Norris	51:20
Maureen Farish	57:43
Yvonne Miles	1:00:05
4 Australia	3:38:12
Heather Murfett	1:03:24
Helen Brown	1:03:38
Judy Cooper	1:02:10

10km Road Walk

1 Heidi Haeder	51	SUI	54:40
2 Waltraud Seiler	54	GER	57:22
3 Michele Steiner	51	SUI	57:44
4 Lee Osborne	52	AUS	1:00:17
5 Matilde Gomez Murillo	53	ESP	1:01:23
6 Penny Hall	54	AUS	1:01:33
7 Celine Goyeneche	52	FRA	1:02:17
8 Winifred May	53	AUS	1:02:40
9 Jeanne Bocci	52	USA	1:03:13
10 Jolene Steigerwalt	51	USA	1:03:42
11 Kerstin Lindgren	53	SWE	1:05:38
12 Valerie Stowe	53	USA	1:07:23
13 Marina Hoemcke-Gill	53	ESP	1:07:59
14 Rosmanizar Rosmanizar	50	INA	1:08:09
15 Olivia Matos Monraia	52	POR	1:08:10
16 Georgia Cutler	52	USA	1:08:13
17 Anne Marie Kunz	54	USA	1:08:22
18 Maria Cox	53	USA	1:08:46
19 Rosalind Pakkiam	53	SIN	1:09:03
20 Helen MacKinlay	54	NZL	1:09:30
21 Maggie Gorman	54	AUS	1:09:33
22 Joan Purcell	54	AUS	1:09:35
23 Kathleen Wood	50	USA	1:10:19
24 Margaret Best	51	GER	1:12:03
25 Maria G. E Castro	54	BRA	1:13:32
26 Kathryn Carmines	51	USA	1:14:25
27 Gladys Wishart	51	AUS	1:15:39
28 Gail Sepler	53	USA	1:20:05
29 Marjatta Karjalainen	53	FIN	1:21:39
30 Kyoko Kohigashi	52	BRA	1:23:02

10km Road Walk Team

1 Australia	3:04:30
Lee Osborne	1:00:17
Penny Hall	1:01:33
Winifred May	1:02:40
2 Germany	3:13:23
Waltraud Seiler	57:22
Lilo Kalweit-Marloth	1:03:58
Margarete Best	1:12:03
3 United States	3:14:18
Jeanne Bocci	1:03:13
Jolene Steigerwalt	1:03:42
Valerie Stowe	1:07:23
4 New Zealand	3:40:11
Helen MacKinlay	1:09:30
Noeleen Perry	1:09:58
Valerie Shaw	1:21:43

Marathon

Name	Age	Country	Results
1 Gudrun Krick			
Fleetwood	52	SWE	3:09:55
2 Marisa Cruz	51	BRA	3:19:03
3 Anne-Marie Pruede	51	FRA	3:34:50
4 Ma Sofia De La Puerta	50	MEX	3:37:35
5 Andrea Hatch	51	USA	3:40:01
6 Maie Raudmets	50	EST	3:54:45
7 Wendy Mohrman	50	USA	3:58:12
8 Baerbel Kullmann	53	GER	4:01:24
9 Bernice Goy	51	CAN	4:05:06
10 Frances Buckley	51	NZL	4:20:40
11 Verna Kieffer	51	USA	4:32:58
12 Ana Maria Lozano			
Penha	52	BRA	4:36:08
13 Sofia Prada de Duran	53	COL	4:41:18
14 Tazeta Mixolitis	50	GRE	4:45:12
15 Elsa Rivas Narvaez	51	VEN	4:48:40
16 Patricia Longboat	51	USA	4:54:41
17 Heather Murfett	54	AUS	5:05:11
18 Irene Hestekin	52	USA	5:10:05
19 Mary Ann Wallace	51	USA	5:22:23

Marathon Team

1 United States	12:11:11
Andrea Hatch	3:40:01
Wendy Mohrman	3:58:12
Verna Kieffer	4:32:58

WOMEN 55

100 Meter Dash

HEATS

Heat 1 Wind Reading: -3.0

1 Christiane Schmalbruch	58	GER	15.03
2 Diana Jill Cooper	56	AUS	15.18
3 Monica Tang Wing	58	TRI	15.67
4 Gloria Seymon	58	AUS	16.35
5 Itsuko Maeda	58	JPN	16.65
6 Christa Zah	56	GER	16.79
7 Sonja Nilsson	55	SWE	18.06
8 Hannelore Schumacher	55	GER	18.17

Heat 2 Wind Reading: -2.3

1 Brunhilde Hoffmann	55	GER	14.31
2 Edeltraud Strasdas	56	GER	14.90
3 Elfriede Hofmann	56	GER	14.94
4 Elisabeth Bildstein	57	AUT	16.01
5 Sylvie Ah-Kang	56	MRI	16.33
6 Marion Coffee	56	USA	16.90
7 Alexandria Johnson	59	USA	17.94
8 Enriqueta De Rodriguez	57	PER	18.85

Heat 3 Wind Reading: -1.7

1 Geri Reichert	56	GER	14.28
2 Ursula Jabs	57	GER	14.83
3 Haltraud Grunefeld	57	GER	15.30
4 Carina Graham	59	GBR	15.50
5 Jeanne Hoagland	58	USA	15.96
6 Evelyn P. de Puentes	56	COL	16.59
7 Becky Sisley	56	USA	16.75
8 Marjorie Sasiela	56	USA	21.02

Heat 4 Wind Reading: -1.9

1 Corrie Roovers	59	NED	14.52
2 Carolyn Cappetta	59	USA	15.03
3 Ingrid Stockhecke	56	GER	15.88
4 Elisabeth Plat-den-Boef	56	NED	16.22
5 Astrid Nilsson	59	SWE	16.71
6 Titi Syarif-Sudibyo	59	INA	20.23
- Una Gore	57	GBR	DNF

Heat 5 Wind Reading: -2.3

1 Kemisole Solwazi	55	USA	14.51
2 Annette Horsnell	57	AUS	15.19
3 Jutta Ludicke	55	GER	15.45
4 Doris Kreuz	56	GER	15.48
5 Cherrie Sherrard	56	USA	15.65
6 Maria Zahn	58	GER	16.05

7 Erika Heimann	56	GER	16.48
8 Kazuko Kai	56	JPN	16.86

SEMI FINALS

Heat 1 Wind Reading: -1.4

1 Brunhilde Hoffmann	55	GER	14.03
2 Kemisole Solwazi	55	USA	14.42
3 Elfriede Hofmann	56	GER	14.63
4 Edeltraud Strasdas	56	GER	14.64
5 Ursula Jabs	57	GER	14.72
6 Doris Kreuz	56	GER	15.21
7 Annette Horsnell	57	AUS	15.22
8 Carina Graham	59	GBR	15.49

Heat 2 Wind Reading: -3.3

1 Geri Reichert	56	GER	14.32
2 Corrie Roovers	59	NED	14.53
3 Christiane Schmalbruch	58	GER	14.67
4 Diana Jill Cooper	56	AUS	14.86
5 Carolyn Cappetta	59	USA	15.20
6 Haltraud Grunefeld	57	GER	15.40
7 Jutta Ludicke	55	GER	15.47
8 Cherrie Sherrard	56	USA	15.84

FINAL

Wind Reading: 2.8

1 Brunhilde Hoffmann	55	GER	13.41
2 Geri Reichert	56	GER	13.78
3 Corrie Roovers	59	NED	13.96
4 Christiane Schmalbruch	58	GER	14.01
5 Kemisole Solwazi	55	USA	14.02
6 Edeltraud Strasdas	56	GER	14.13
7 Elfriede Hofmann	56	GER	14.31
8 Diana Jill Cooper	56	AUS	14.45

200 Meter Dash

HEATS

Heat 1 Wind Reading: 3.2

1 Kemisole Solwazi	55	USA	29.87
2 Carolyn Cappetta	59	USA	31.20
3 Monica Tang Wing	58	TRI	31.30
4 Ingrid Stockhecke	56	GER	32.63
5 Astrid Nilsson	59	SWE	34.15
6 Sigrid Schroepfer	56	GER	34.38
7 Itsuko Maeda	58	JPN	34.42
8 Marjorie Sasiela	56	USA	43.47

Heat 2 Wind Reading: 1.0

1 Diana Jill Cooper	56	AUS	31.65
2 Jutta Ludicke	55	GER	32.36
3 Ursula Jabs	57	GER	32.51
4 Rosmarie Mahnke	56	GER	34.35
5 Christa Zah	56	GER	34.85
6 Erika Heimann	56	GER	35.90
7 Annie Joseph	57	IND	40.81

Heat 3 Wind Reading: 4.7

1 Geri Reichert	56	GER	29.78
2 Edeltraud Strasdas	56	GER	32.06
3 Annette Horsnell	57	AUS	32.84
4 Elisabeth Plat-den-Boef	56	NED	33.46
5 Lidia Maraldo Venier	55	ITA	33.79
6 Jeanne Hoagland	58	USA	34.70
7 Marion Coffee	56	USA	36.35
8 Alexandria Johnson	59	USA	37.62

Heat 4 Wind Reading: 4.0

1 Brunhilde Hoffmann	55	GER	29.24
2 Elfriede Hofmann	56	GER	30.60
3 Doris Kreuz	56	GER	32.26
4 Elisabeth Bildstein	57	AUT	33.55
5 Gloria Seymon	58	AUS	34.13
6 Bertha Guereca	58	MEX	36.80
7 Judy Funnell	56	NZL	44.38

SEMI FINALS

Heat 1 Wind Reading: 0.2

1 Brunhilde Hoffmann	55	GER	28.85
2 Elfriede Hofmann	56	GER	29.97
3 Diana Jill Cooper	56	AUS	30.47

4 Monica Tang Wing	58	TRI	31.13
5 Jutta Ludicke	55	GER	31.22
6 Annette Horsnell	57	AUS	32.24
7 Ingrid Stockhecke	56	GER	33.99
8 Lidia Maraldo Venier	55	ITA	34.00

Heat 2 Wind Reading: -1.8

1 Geri Reichert	56	GER	29.37
2 Kemisole Solwazi	55	USA	29.63
3 Carolyn Cappetta	59	USA	30.89
4 Ursula Jabs	57	GER	30.99
5 Doris Kreuz	56	GER	31.52
6 Edeltraud Strasdas	56	GER	32.32
7 Elisabeth Plat-den-Boef	56	NED	32.90

FINAL

Wind Reading: -4.4

1 Brunhilde Hoffmann	55	GER	28.40
2 Kemisole Solwazi	55	USA	29.20
3 Geri Reichert	56	GER	29.60
4 Elfriede Hofmann	56	GER	30.09
5 Diana Jill Cooper	56	AUS	30.53
6 Carolyn Cappetta	59	USA	31.20
7 Ursula Jabs	57	GER	31.34
8 Monica Tang Wing	58	TRI	31.39

400 Meter Dash

HEATS

Heat 1

1 Walburga Kloeckers	56	GER	1:10.65
2 Doris Kreuz	56	GER	1:11.93
3 Erika Sauer	55	GER	1:12.54
4 Amparo Reina de Garcia	55	COL	1:23.08
5 Bertha Guereca	58	MEX	1:23.19
6 Annie Joseph	57	IND	1:30.40

Heat 2

1 Brunhilde Hoffmann	55	GER	1:06.70
2 Jutta Ludicke	55	GER	1:11.83
3 Judy Chandler	57	NZL	1:12.93
4 Lidia Maraldo Venier	55	ITA	1:16.24
5 Astrid Nilsson	59	SWE	1:18.56
6 Nee Dolores Gutierrez Anaya	59	MEX	1:36.95

Heat 3

1 Kemisole Solwazi	55	USA	1:09.46
2 Elfriede Hofmann	56	GER	1:11.39
3 Ursula Jabs	57	GER	1:12.10
4 Hella Werner	59	GER	1:15.56
5 Elisabeth Plat-den-Boef	56	NED	1:16.40
6 Saroja Saroja	56	IND	1:34.79

Heat 4

1 Diane Palmason	57	CAN	1:06.98
2 Geri Reichert	56	GER	1:08.66
3 Monica Tang Wing	58	TRI	1:10.86
4 Diana Jill Cooper	56	AUS	1:12.06
5 Yvette Lavigne	55	USA	1:14.51
6 Sylvie Ah-Kang	56	MRI	1:24.14

FINAL

1 Brunhilde Hoffmann	55	GER	1:04.50
2 Kemisole Solwazi	55	USA	1:05.72
3 Diane Palmason	57	CAN	1:06.90
4 Geri Reichert	56	GER	1:08.32
5 Walburga Kloeckers	56	GER	1:09.76
6 Monica Tang Wing	58	TRI	1:10.04
7 Elfriede Hofmann	56	GER	1:10.30
8 Jutta Ludicke	55	GER	1:12.90

800 Meter Run

HEATS

Heat 1

1 Gerda Van Kooten	56	NED	2:46.04
2 Brigitta Eklund	57	SWE	2:46.56
3 Jeanne Hoagland	58	USA	2:46.67
4 Madeline Bost	55	USA	2:58.93

Name	Age	Country	Results	Name	Age	Country	Results	Name	Age	Country	Results	Name	Age	Country	Results
5 Nee Dolores				8 Brigitta Eklund	57	SWE	21:06.38	80 Meter High Hurdles 30"				4x400 Meter Relay			
Gutierrez Anaya	59	MEX	3:33.81	9 Liisa Kujala	57	FIN	21:14.99	HEATS				1 Germany 4:47.22			
6 Marjorie Sasiela	56	USA	3:42.95	10 Barbara J. Matley	56	GBR	22:15.27	Heat 1 Wind Reading: 4.3				Brunhilde Hoffmann 55			
7 Sara Urrutia	58	PUR	4:01.94	11 Ekaterina Levchenko	58	RUS	22:28.25	1 Hella Kuppe 55 NAM 14.56				Gerti Reichert 56			
Vicki Bigelow	59	USA	DQ	12 Elisabeth Kuhnert	59	AUT	23:00.31	2 Rietje Dykman 56 NED 14.64				Elfriede Hofmann 56			
Heat 2				13 Judy Groombridge	55	USA	23:08.71	3 Erika Sauer 55 GER 15.92				Walburga Kloeckers 56			
1 Diane Palmason	57	CAN	2:43.68	14 Barbara Dalgleish	59	AUS	23:09.06	4 Kimiko Nakamura 57 JPN 17.50				2 United States 5:28.69			
2 Walburga Kloeckers	56	GER	2:46.62	15 Huifen Jin	56	CHN	23:22.81	5 Sumithramma				Mae Cleveland 55			
3 Judy Chandler	57	NZL	2:50.06	16 Kazuko Imada	55	JPN	23:29.97	Vijayalakshmi 59 IND 18.00				Marilyn Morehead 55			
4 Eva Soderstrom	59	SWE	2:51.90	17 Joan F. Stapleton	55	CAN	23:52.90	6 Tokiko Ichigaki 56 JPN 18.69				Liz Szawlowski 62			
5 Bokkie Kleynhans	55	RSA	2:56.05	18 Jan Fleming	56	NZL	24:05.82	Heat 2 Wind Reading: 1.0				Yvette Lavigne 55			
6 Kathleen McIntyre	59	USA	3:06.16	19 Kathleen McIntyre	59	USA	24:59.40	1 Corrie Roovers 59 NED 13.91				3 India 6:35.53			
7 Bertha Guereca	58	MEX	3:16.92	20 Annemarie Reng	56	GER	25:14.38	2 Hella Werner 59 GER 14.74				Veera Seethalakshmi 59			
8 Fidelia Patino Escobedo	56	MEX	3:18.69	21 Lynn Fraser	58	NZL	26:14.42	3 Carina Graham 59 GBR 15.72				Sumithramma			
FINAL				22 Lois Richmond	56	NZL	26:38.08	4 Becky Sisley 56 USA 15.89				Vijayalaks 59			
1 Diane Palmason	57	CAN	2:32.17	23 Denise Collin	57	NZL	26:42.96	5 Gloria Seymon 58 AUS 18.54				Saroja Saroja 56			
2 Gerda Van Kooten	56	NED	2:36.96	24 Joan Gary	58	USA	26:44.12	6 Amparo Reina de Garcia 55 COL 20.60				Annie Joseph 57			
3 Walburga Kloeckers	56	GER	2:41.10	25 Veera Seethalakshmi	59	IND	27:04.86	FINAL				High Jump			
4 Jeanne Hoagland	58	USA	2:50.38	26 Marjorie Sasiela	56	USA	28:58.56	Wind Reading: -6.0				FINAL			
5 Judy Chandler	57	NZL	2:51.25	27 Flor Marina Franco Castro	58	COL	29:31.01	1 Corrie Roovers 59 NED 14.54				1 Christiane Schmalbruch 58 GER 1.38m			
6 Brigitta Eklund	57	SWE	2:52.47	28 Jeannie McKeigan	55	CAN	30:21.55	2 Rietje Dykman 56 NED 14.85				2 Sigrid Schroepfer 56 GER 1.30m			
7 Eva Soderstrom	59	SWE	2:57.63	29 Janet Baumann	56	USA	41:41.64	3 Hella Kuppe 55 NAM 15.33				2 Hella Kuppe 55 NAM 1.30m			
8 Bokkie Kleynhans	55	RSA	3:01.69	30 Carol Foster	57	USA	44:42.69	4 Hella Werner 59 GER 15.75				2 Rietje Dykman 56 NED 1.30m			
1,500 Meter Run				10,000 Meter Run				300 Meter Int Hurdles 30"				Pole Vault			
HEATS				FINAL				FINAL				FINAL			
Heat 1				1 Ursula Odermatt	55	SUI	39:37.88	1 Corrie Roovers 59 NED 53.05				1 Becky Sisley 56 USA 2.30m			
1 Gerda Van Kooten	56	NED	5:45.29	2 Maria J. Ferreira Flores	55	POR	42:18.21	2 Rietje Dykman 56 NED 54.61				2 Jutta Riegel 55 CAN 2.10m			
2 Maria J. Ferreira Flores	55	POR	5:47.68	3 Asta Severinkangas	57	FIN	43:36.47	3 Erika Sauer 55 GER 56.54				3 Dorothy McLennan 59 IRL 2.00m			
3 Yvette Lavigne	55	USA	5:48.01	4 Liisa Kujala	57	FIN	43:42.72	4 Hella Werner 59 GER 58.59				4 Madeline Bost 55 USA 2.00m			
4 Vicki Bigelow	59	USA	5:48.21	5 Eva Soderstrom	59	SWE	44:42.64	5 Kimiko Nakamura 57 JPN 1:03.26				5 Sue Tunnicliff 58 USA 1.90m			
5 Bokkie Kleynhans	55	RSA	5:50.26	6 Huifen Jin	56	CHN	47:56.82	6 Marion Coffee 56 USA 1:05.79				6 Sheila Champion 59 IRL 1.80m			
6 Madeline Bost	55	USA	5:55.15	7 Barbara Dalgleish	59	AUS	48:57.91	7 Amparo Reina de Garcia 55 COL 1:11.43				7 Kimiko Nakamura 57 JPN 1.60m			
7 Barbara J. Matley	56	GBR	5:55.42	8 Kazuko Imada	55	JPN	49:16.27	2,000 Meter Steeplechase				FINAL			
8 Joan F. Stapleton	55	CAN	6:26.48	9 Jan Fleming	56	NZL	49:38.25	FINAL				1 Christiane Schmalbruch 58 GER 4.82m 0.5			
9 Jan Fleming	56	NZL	6:31.55	10 Riva Tuliniemi	55	FIN	50:17.17	1 Kimiko Nakamura 57 JPN 10:06.34				2 Elfriede Hofmann 56 GER 4.49m -0.4			
Heat 2				11 Annemarie Reng	56	GER	51:51.90	2 Madeline Bost 55 USA 10:26.09				3 Erika Sauer 55 GER 4.22m 0.9			
1 Edelwitha A. Trindade	55	BRA	5:31.98	12 Judy Groombridge	55	USA	53:00.24	3 Sheila Champion 59 IRL 14:24.69				4 Hella Kuppe 55 NAM 4.20m 1.1			
2 Walburga Kloeckers	56	GER	5:51.83	13 Maria Vecchi	55	ITA	53:13.34	4x100 Meter Relay				5 Erika Heimann 56 GER 3.96m -0.9			
3 Diane Palmason	57	CAN	6:00.08	14 Lois Richmond	56	NZL	55:43.28	Germany 54.18				6 Haltraud Grunefeld 57 GER 3.92m 0.6			
4 Mae Cleveland	55	USA	6:03.66	15 Flor Marina Franco Castro	58	COL	1:01:02.90	Christiane Schmalbruch 58				7 Maria Zahn 58 GER 3.89m -0.8			
5 Marilyn Morehead	55	USA	6:17.58	- Edelwitha A. Trindade	55	BRA	DQ	Gerti Reichert 56				8 Christine Dickie 57 AUS 3.47m -1.2			
6 Kathleen McIntyre	59	USA	6:19.93	5,000 Meter Race Walk				Edeltraud Strassdas 56				9 Lily Isabel Hinton 58 NZL 3.41m -0.4			
7 Fidelia Patino Escobedo	56	MEX	6:34.74	FINAL				Brunhilde Hoffmann 55				10 Sigrid Schroepfer 56 GER 3.37m -1.2			
8 Bertha Guereca	58	MEX	6:42.44	1 Elton Richardson	56	USA	28:30.47	2				11 Edith Gray 59 CAN 3.34m 0.0			
9 Nee Dolores				2 Bev LaVeck	59	USA	29:40.65	3				12 Sumithramma			
Gutierrez Anaya	59	MEX	7:01.54	3 Jill Langford	56	GBR	30:38.97	4				Vijayalakshmi 59 IND 3.30m 1.1			
FINAL				4 Josette Sommer	59	FRA	30:55.13	5				13 Handore Schumacher 55 GER 2.96m -0.4			
1 Diane Palmason	57	CAN	5:14.86	5 Lindsay Hatz	56	RSA	31:19.19	6				14 Judy Funnell 56 NZL 2.77m -0.8			
2 Gerda Van Kooten	56	NED	5:15.21	6 Susan Richter	58	USA	31:20.31	7				- Dortha Swanson 58 USA ND NWI			
3 Walburga Kloeckers	56	GER	5:21.97	7 Regine Broders	56	GER	31:31.96	8				- Ana Lucia			
4 Edelwitha A. Trindade	55	BRA	5:28.34	8 Dolores Rogers	58	USA	31:55.61	9				Avendado Cortes 55 COL ND NWI			
5 Maria J. Ferreira Flores	55	POR	5:33.26	9 Sami Bailey	59	USA	32:08.70	10				Triple Jump			
6 Yvette Lavigne	55	USA	5:35.29	10 Maureen Seedsman	58	AUS	32:14.71	11				FINAL			
7 Vicki Bigelow	59	USA	5:39.96	11 Beth Young-Grady	58	USA	32:30.16	12				1 Christiane Schmalbruch 58 GER 9.96m 4.3			
8 Barbara J. Matley	56	GBR	5:43.39	12 Ruth Everson	57	USA	32:39.90	13				2 Helen Searle 56 AUS 9.46m 4.2			
9 Mae Cleveland	55	USA	5:55.52	13 Enriqueta De Rodriguez	57	PER	32:55.22	14							
10 Bokkie Kleynhans	55	RSA	5:59.90	14 Lorraine Coppola	55	USA	33:02.33	1							
11 Madeline Bost	55	USA	6:04.94	15 Kay Cella	55	USA	34:51.70	2							
12 Marilyn Morehead	55	USA	6:05.84	16 Traude Knaeringer	55	GER	35:23.06	3							
13 Jan Fleming	56	NZL	6:22.09	17 Nobuyo Nishimura	55	JPN	35:41.83	4							
14 Joan F. Stapleton	55	CAN	6:23.16	18 Jeannie McKeigan	55	CAN	36:17.85	5							
15 Kathleen McIntyre	59	USA	6:27.71	19 Arlette Maimbourg	59	FRA	36:22.34	6							
5,000 Meter Run				20 Judith Bustos De Ponce	57	MEX	37:02.54	7							
FINAL				21 Annie Joseph	57	IND	38:05.28	8							
1 Ursula Odermatt	55	SUI	19:10.51	22 Denise Bannon	56	AUS	38:59.66	9							
2 Maria J. Ferreira Flores	55	POR	19:49.70	23 Sylvie Ah-Kang	56	MRI	42:15.28	10							
3 Gerda Van Kooten	56	NED	20:27.81	24 Eibis Rosario Lopez	58	ARG	42:19.25	11							
4 Asta Severinkangas	57	FIN	20:51.56	- Hilda Nyman	57	GBR	DNF	12							
5 Yvette Lavigne	55	USA	20:59.84	- Masako Nagate	55	JPN	DQ	13							
6 Eva Soderstrom	59	SWE	21:05.52					14							
7 Edelwitha A. Trindade	55	BRA	21:06.00					1							

Name	Age	Country	Results
3 Hella Kuppe	55	NAM	8.85m 7.2
4 Maria Zahn	58	GER	8.54m 3.7
5 Carina Graham	59	GBR	8.46m 3.6
6 Erika Sauer	55	GER	8.31m 4.0
7 Gloria Seymon	58	AUS	7.99m 3.8
8 Christine Dickie	57	AUS	7.73m 6.0
9 Lily Isabel Hinton	58	NZL	7.39m 5.0
10 Sumithramma Vijayalakshmi	59	IND	6.88m 3.5
11 Tokiko Ichigaki	56	JPN	6.71m 5.6
12 Saroja Saroja	56	IND	6.53m 5.8
13 Ana Lucia Avencado Cortes	55	COL	6.40m 4.1

Shot Put 3 kg

FINAL

1 Tamara Danilova	55	RUS	12.88m
2 Lyudmila Khmelyevskaya	55	BLR	12.50m
3 Joann Grissom	56	USA	12.25m
4 Anne-Charline Ruhlou	58	GER	12.14m
5 Helen Searle	56	AUS	11.92m
6 Evaun Williams	57	GBR	11.72m
7 Algina Vikinskienė	58	LTU	10.80m
8 Rose Marie Westerholt	56	GER	10.10m
9 Cherrie Sherrard	56	USA	9.73m
10 Edeltraud Strasdas	56	GER	9.59m
11 Helvi Erikson	55	EST	9.42m
12 Maria Zahn	58	GER	9.33m
13 Jutta Ludicke	55	GER	9.06m
14 Agnes Haede	59	GER	8.60m
15 Sigrd Schroeffer	56	GER	8.49m
16 Odile Schmitt	55	FRA	8.45m
17 Maria Struckmann	55	GER	7.91m
18 Alexandria Johnson	59	USA	7.89m
19 Etevlina P. de Puentes	56	COL	7.85m
20 Eva Schneider	55	GER	7.84m
21 Dortha Swanson	58	USA	7.83m
22 Jrmtraud Karolus	58	GER	7.81m
23 Christine Dickie	57	AUS	7.74m
24 Ulrike Radczwill	56	GER	7.19m
25 Hannelore Schumacher	55	GER	7.15m
26 Carol Kyle	58	CAN	7.14m
27 Barbara Dunsford	59	GBR	7.13m
28 Edith Gray	59	CAN	6.83m
29 Li-Hua Hung	57	TPE	6.30m
30 Vieno Nilanon	59	FIN	6.19m
31 Priscila Lopez Ospina	56	COL	5.79m
32 Titi Syarif-Sudibyo	59	INA	5.17m
33 Judy Kingi	57	NZL	4.69m
34 Svetlana Ostroverhova	58	RUS	4.37m

Discus Throw 1 kg

FINAL

1 Tamara Danilova	55	RUS	40.68m
2 Lyudmila Khmelyevskaya	55	BLR	39.02m
3 Anne-Charline Ruhlou	58	GER	37.22m
4 Helvi Erikson	55	EST	29.46m
5 Corrie Roovers	59	NED	29.18m
6 Algina Vikinskienė	58	LTU	27.10m
7 Charmaine Sobkowski	59	USA	25.74m
8 Maria Zahn	58	GER	24.92m
9 Odile Schmitt	55	FRA	23.90m
10 Elisabeth Bildstein	57	AUT	23.54m
11 Marija A. Petraskienė	55	LTU	23.24m
12 Karin Inga-L. Schmidt	57	SUI	22.72m
13 Carina Graham	59	GBR	22.70m
14 Carole Derrien	56	GBR	22.60m
15 Cherrie Sherrard	56	USA	22.18m
16 Agnes Haede	59	GER	20.58m
17 Maria Struckmann	55	GER	20.46m
18 Joan Youngs	58	USA	19.78m
19 Jrmtraud Karolus	58	GER	19.16m
20 Kazuko Kai	56	JPN	18.92m
21 Julia Bellingan	56	NAM	18.04m

Name	Age	Country	Results
22 Eva Schneider	55	GER	16.82m
23 Li-Hua Hung	57	TPE	14.38m

Hammer Throw 3 kg

FINAL

1 Helen Searle	56	AUS	45.86m
2 Evaun Williams	57	GBR	44.74m
3 Helvi Erikson	55	EST	36.34m
4 Christa Baum	59	GER	35.34m
5 Marianne Quast	56	GER	34.20m
6 Helga Rupp	59	GER	30.24m
7 Elisabeth Bildstein	57	AUT	27.56m
8 Carol Young	55	USA	27.44m
9 Erika Heimann	56	GER	26.54m
10 Ulrike Radczwill	56	GER	26.46m
11 Christine Dickie	57	AUS	25.36m
12 Carole Derrien	56	GBR	25.10m
13 Odile Schmitt	55	FRA	25.00m
14 Maria Struckmann	55	GER	22.92m
15 Nohra C. de Fierro	57	COL	22.74m
16 Dortha Swanson	58	USA	22.30m
17 Joan Youngs	58	USA	21.98m
18 Barbara Dunsford	59	GBR	21.30m
19 Eva Schneider	55	GER	21.16m
20 Vieno Nilanon	59	FIN	20.68m
21 Julia Bellingan	56	NAM	19.50m

Javelin Throw 400g

FINAL

1 Elvira Ozolina	55	LAT	44.98m
2 Gertraud Schoenauer	58	AUT	41.98m
3 Evaun Williams	57	GBR	38.14m
4 Helga Borner	55	GER	34.58m
5 Carina Graham	59	GBR	31.20m
6 Becky Sisley	56	USA	30.00m
7 Valentina Eiduka	58	LAT	28.72m
8 Rose Marie Westerholt	56	GER	28.38m
9 Corrie Roovers	59	NED	25.42m
10 Gloria Seymon	58	AUS	24.52m
11 Maria KarundengHerman	55	INA	22.98m
12 Carol Young	55	USA	22.58m
13 Joan Youngs	58	USA	21.12m
14 Agnes Haede	59	GER	19.88m
15 Etevlina P. de Puentes	56	COL	19.62m
16 Dortha Swanson	58	USA	18.94m
17 Tokiko Ichigaki	56	JPN	17.30m
18 Poldas Kanthanna	56	IND	13.88m

Heptathlon

1 Renate Schaden	AUT	5415	
HURDLE	15.52	832	w:-1.1
HJ	1.26m	891	
SP	9.42m	737	
200	32.67	699	w: NWI
LJ	4.06m	795	w: 0.0
JT	26.52m	741	
800	3:02.16	720	
2 Evaun Williams	GBR	5388	
HURDLE	15.56	827	w:-1.1
HJ	1.19m	783	
SP	11.74m	954	
200	32.36	721	w: NWI
LJ	3.77m	671	w: 0.7
JT	36.76m	1069	
800	3:42.12	363	
3 Hella Kuppe	NAM	5281	
HURDLE	15.06	891	w:-2.4
HJ	1.40m	1145	
SP	8.17m	621	
200	33.90	617	w: NWI
LJ	4.33m	915	w: 0.9
JT	23.30m	639	
800	3:30.80	453	

Name	Age	Country	Results
4 Erika Sauer	GER	5189	
HURDLE	15.57	826	w:-1.1
HJ	1.16m	736	
SP	9.07m	705	
200	32.90	684	w: NWI
LJ	4.15m	834	w: 0.0
JT	24.24m	668	
800	3:00.63	736	

5 Hella Werner	GER	5034	
HURDLE	14.98	902	w:-2.4
HJ	1.22m	830	
SP	9.43m	738	
200	33.64	634	w: NWI
LJ	3.76m	668	w: 1.3
JT	24.44m	675	
800	3:15.63	587	
6 Aida Menezes	BRA	4743	
HURDLE	15.98	774	w:-2.4
HJ	1.25m	879	
SP	8.58m	660	
200	32.97	679	w: NWI
LJ	3.74m	660	w: 3.8
JT	20.96m	565	
800	3:22.31	526	

7 Sigrd Schroeffer	GER	4079	
HURDLE	18.33	509	w:-2.4
HJ	1.28m	928	
SP	8.44m	647	
200	36.38	466	w: NWI
LJ	3.67m	631	w: 2.1
JT	15.12m	382	
800	3:23.46	516	
8 Monica Tang Wing	TRI	3956	
HURDLE	18.81	461	w:-1.1
HJ	1.19m	783	
SP	6.84m	500	
200	32.50	711	w: NWI
LJ	3.39m	522	w: 1.1
JT	15.16m	383	
800	3:14.75	596	

9 Gloria Seymon	AUS	3689	
HURDLE	19.22	423	w:-2.4
HJ	1.13m	678	
SP	8.39m	642	
200	34.73	565	w: NWI
LJ	3.52m	570	w: 1.1
JT	22.86m	625	
800	4:09.24	186	

Weight Pentathlon

1 Helen Searle	AUS	4469	
HT	46.30m	1161	
SP	11.86m	966	
DT	27.54m	695	
JT	20.84m	561	
WT	14.08m	1086	
2 Evaun Williams	GBR	4372	
HT	39.36m	959	
SP	11.24m	907	
DT	30.00m	769	
JT	27.52m	773	
WT	12.70m	964	
3 Joann Grissom	USA	3682	
HT	28.50m	647	
SP	11.60m	941	
DT	24.50m	605	
JT	25.32m	703	
WT	10.66m	786	

Name	Age	Country	Results
4 Lyudmila Khmelyevskaya	BLR	3555	
HT	23.48m	505	
SP	12.22m	999	
DT	38.76m	1037	
JT	14.52m	364	
WT	9.08m	650	
5 Christa Baum	GER	3423	
HT	32.80m	770	
SP	8.60m	661	
DT	29.96m	768	
JT	21.24m	574	
WT	9.08m	650	
6 Helvi Erikson	EST	3085	
HT	33.52m	790	
SP	9.40m	735	
DT	29.72m	760	
JT	FOUL	0	
WT	10.82m	800	
7 Odile Schmitt	FRA	2762	
HT	26.64m	594	
SP	8.22m	626	
DT	25.82m	644	
JT	14.40m	360	
WT	7.78m	538	
8 Elisabeth Bildstein	AUT	2752	
HT	25.96m	575	
SP	8.10m	616	
DT	24.34m	600	
JT	16.36m	421	
WT	7.80m	540	
9 Carol Young	USA	2663	
HT	24.86m	543	
SP	7.46m	556	
DT	18.06m	417	
JT	21.28m	575	
WT	8.18m	572	
10 Dortha Swanson	USA	2614	
HT	24.30m	528	
SP	7.80m	588	
DT	18.72m	436	
JT	18.14m	476	
WT	8.34m	586	
11 Ulrike Radczwill	GER	2420	
HT	25.32m	556	
SP	6.80m	496	
DT	20.44m	486	
JT	13.44m	330	
WT	7.94m	552	
12 Julia Bellingan	NAM	2407	
HT	19.82m	402	
SP	6.98m	512	
DT	19.80m	467	
JT	18.08m	474	
WT	7.94m	552	
13 Christine Dickie	AUS	2306	
HT	23.56m	507	
SP	7.50m	560	
DT	15.10m	334	
JT	14.02m	348	
WT	8.00m	557	
14 Maria Struckmann	GER	2253	
HT	20.82m	430	
SP	7.02m	516	
DT	17.48m	401	
JT	16.76m	433	
WT	7.02m	473	
15 Eva Schneider	GER	2193	
HT	23.10m	494	
SP	7.18m	531	
DT	15.66m	350	
JT	16.92m	438	
WT	5.92m	380	

Name	Age	Country	Results
16 Barbara Dunsford		GBR	1835
HT	21.10m		438
SP	6.56m		475
DT	13.04m		276
JT	9.08m		197
WT	6.74m		449

Cross Country

1 Ursula Odermatt	55	SUI	31:37
2 Maria J. Ferreira Flores	55	POR	32:21
3 Carrie Parsi	56	USA	32:29
4 Asta Severinkangas	57	FIN	33:36
5 Yvette Lavigne	55	USA	34:09
6 Brigitta Eklund	57	SWE	34:20
7 Edelswiha A. Triadade	55	BRA	34:51
8 Walburga Kloeckers	56	GER	35:27
9 Eva Soderstrom	59	SWE	36:06
10 Ekaterina Levchenko	58	RUS	36:40
11 Barbara Dalgleish	59	AUS	37:22
12 Judy Groombridge	55	USA	37:56
13 Ritva Tuliniemi	55	FIN	38:52
14 Rita Alles	58	USA	39:07
15 Jan Fleming	56	NZL	39:16
16 Josette Sommier	59	FRA	39:53
17 Joyce Hodges-Hite	58	USA	40:20
18 Wendi Hanger	57	CAN	40:32
19 Annemarie Reng	56	GER	40:49
20 Maria Vecchi	55	ITA	41:18
21 Lynn Fraser	58	NZL	42:31
22 Denise Collin	57	NZL	44:22
23 Judy Kingi	57	NZL	44:36
24 Tam Sau Lan	55	HKG	48:30
25 Edith Malizia	57	USA	48:37
26 Jeannie McKeigan	55	CAN	49:23

Cross Country Team

1 United States	1:44:34
Carrie Parsi	32:29
Yvette Lavigne	34:09
Judy Groombridge	37:56
2 Germany	1:53:21
Walburga Kloeckers	35:27
Ingrid Tippelt	37:05
Annemarie Reng	40:49
3 New Zealand	1:58:02
June Miles	36:15
Jan Fleming	39:16
Lynn Fraser	42:31
4 Canada	2:03:57
Molly Turner	34:02
Wendi Hanger	40:32
Jeannie McKeigan	49:23

10km Road Walk

1 Elton Richardson	56	USA	58:31
2 Masako Nagate	55	JPN	1:02:34
3 Hilda Nyman	57	GBR	1:04:08
4 Jill Langford	56	GBR	1:05:13
5 Lindsay Hatz	56	RSA	1:06:09
6 Dolores Rogers	58	USA	1:06:48
7 Regine Broders	56	GER	1:06:59
8 Maureen Seedsman	58	AUS	1:07:57
9 Lorraine Coppola	55	USA	1:09:45
10 Veera Seethalakshmi	59	IND	1:11:03
11 Gerda Bornwasser	59	GER	1:11:30
12 Traude Knaeringer	55	GER	1:12:54
13 Kay Cella	55	USA	1:13:50
14 Judith Bustos De Ponce	57	MEX	1:14:56
15 Arlette Maimbourg	59	FRA	1:15:04
16 Marian Spatz	58	USA	1:15:21
17 Jeannie McKeigan	55	CAN	1:16:25
18 Ebia Rosario Lopez	58	ARG	1:31:45

Name	Age	Country	Results
10km Road Walk Team			
1 United States			3:15:04
Elton Richardson			58:31
Dolores Rogers			1:06:48
Lorraine Coppola			1:09:45
2 Germany			3:31:23
Regine Broders			1:06:59
Gerda Bornwasser			1:11:30
Traude Knaeringer			1:12:54

Marathon

1 Asta Severinkangas	57	FIN	3:18:44
2 Brigitta Eklund	57	SWE	3:24:51
3 Edelswiha A. Triadade	55	BRA	3:25:21
4 Eileen Doran	57	CAN	3:29:15
5 Patty Lee Parmalee	55	USA	3:31:48
6 Nadezda Kavtashkina	58	LAT	3:47:12
7 Ekaterina Levchenko	58	RUS	3:47:39
8 Elisabeth Kuhner	59	AUT	3:50:27
9 Barbara Dalgleish	59	AUS	3:56:26
10 Ritva Tuliniemi	55	FIN	3:56:52
11 Joan Gary	58	USA	4:12:02
12 Tuula Nikkila	56	FIN	4:13:31
13 Christine Robertsen	58	USA	4:19:03
14 Maria Vecchi	55	ITA	4:56:15
15 Judy Kingi	57	NZL	5:00:58
16 Judy Funnell	56	NZL	5:04:43
17 Lynn Fraser	58	NZL	5:19:47
18 Fran Rowe	55	USA	5:26:07
19 Flor Marin Franco			
Castro	58	COL	5:52:05
20 Hilda Nyman	57	GBR	6:01:12
21 Janet Baumann	56	USA	6:49:48

Marathon Team

1 Finland	11:29:07
Asta Severinkangas	3:18:44
Ritva Tuliniemi	3:56:52
Tuula Nikkila	4:13:31
2 United States	11:38:15
Patty Lee Parmalee	3:31:48
Wen-Shi Yu	3:54:25
Joan Gary	4:12:02
3 New Zealand	15:25:28
Judy Kingi	5:00:58
Judy Funnell	5:04:43
Lynn Fraser	5:19:47

WOMEN 60

100 Meter Dash

HEATS			
Heat 1 Wind Reading: 1.4			
1 Hildegund Buerkle	61	GER	14.90
2 Lea Vilpas	61	FIN	15.49
3 Asta Larsson	63	SWE	15.57
4 Anna C. Du Plooy	64	RSA	16.15
5 Janet Holmes	62	CAN	17.19
6 Edna Hyer	61	USA	19.14
Heat 2 Wind Reading: -1.1			
1 Margaret Peters	61	NZL	15.49
2 Christel Miller	60	USA	16.75
3 Lioba Huber	60	GER	16.91
4 Tineke Harahap	64	INA	17.09
5 Gisela Gunther	62	GER	17.11
6 Joyce Franks	62	USA	20.28
Heat 3 Wind Reading: -3.4			
1 Midori Yamamoto	60	JPN	15.77
2 Josefina Schultz	61	VEN	15.92
3 Rita Kerr	60	USA	16.41
4 Erna Baumann	60	GER	17.09
5 Chiyu Matsubara	60	JPN	18.02
6 Brenda Atkinson	61	GBR	19.28

Name	Age	Country	Results
Heat 4 Wind Reading: -2.4			
1 Irene Obera	61	USA	14.40
2 Rosemarie Kreiskott	64	GER	15.94
3 Lilo Rollfing	63	GER	16.09
4 Betty Steedman	61	GBR	16.34
5 Doreen Carmichael	64	CAN	17.04
6 Aurelia Marin	61	ESP	21.40
7 Elvia Luisa Montana deBulla	64	COL	24.73

SEMI FINALS

Heat 1 Wind Reading: 0.4			
1 Hildegund Buerkle	61	GER	14.84
2 Margaret Peters	61	NZL	15.02
3 Josefina Schultz	61	VEN	15.44
4 Rosemarie Kreiskott	64	GER	15.68
5 Lilo Rollfing	63	GER	15.75
6 Betty Steedman	61	GBR	16.21
7 Doreen Carmichael	64	CAN	16.86
Heat 2 Wind Reading: -2.0			
1 Irene Obera	61	USA	14.76
2 Midori Yamamoto	60	JPN	15.40
3 Lea Vilpas	61	FIN	15.50
4 Asta Larsson	63	SWE	15.52
5 Anna C. Du Plooy	64	RSA	16.26
6 Lioba Huber	60	GER	16.82

FINAL

Wind Reading: 4.8			
1 Irene Obera	61	USA	13.51
2 Hildegund Buerkle	61	GER	14.29
3 Margaret Peters	61	NZL	14.37
4 Midori Yamamoto	60	JPN	14.72
5 Lea Vilpas	61	FIN	14.97
6 Josefina Schultz	61	VEN	15.01
7 Asta Larsson	63	SWE	15.09
8 Rosemarie Kreiskott	64	GER	15.14

200 Meter Dash

HEATS			
Heat 1 Wind Reading: 2.5			
1 Irene Obera	61	USA	30.64
2 Midori Yamamoto	60	JPN	32.40
3 Rita Kerr	60	USA	33.31
4 Christa Kreuzwieser	64	GER	33.49
5 Anna C. Du Plooy	64	RSA	35.11
6 Lioba Huber	60	GER	36.76
7 Joyce Franks	62	USA	44.49
Heat 2 Wind Reading: 1.4			
1 Margaret Peters	61	NZL	31.14
2 Asta Larsson	63	SWE	32.14
3 Rosemarie Kreiskott	64	GER	33.35
4 Noemi Gastaldi	61	ITA	34.54
5 Janet Holmes	62	CAN	35.72
6 Edna Hyer	61	USA	40.78
Heat 3 Wind Reading: 2.5			
1 Ase Nyland	62	NOR	31.23
2 Lea Vilpas	61	FIN	32.08
3 Edith Arnold	60	GER	33.28
4 Hidoko Koshikawa	62	JPN	34.97
5 Fei-Mei Chou	60	USA	36.46
6 Brenda Atkinson	61	GBR	38.65
Heat 4 Wind Reading: 4.2			
1 Josefina Schultz	61	VEN	32.24
2 Lilo Rollfing	63	GER	32.40
3 Janet Freeman	63	USA	33.24
4 Betty Steedman	61	GBR	33.88
5 Tineke Harahap	64	INA	36.90
6 Jeannette L. Cyr	60	USA	41.19
FINAL			
Wind Reading: -5.8			
1 Irene Obera	61	USA	29.98
2 Margaret Peters	61	NZL	31.47
3 Ase Nyland	62	NOR	32.18
4 Josefina Schultz	61	VEN	32.85

5 Lea Vilpas	61	FIN	33.03
6 Lilo Rollfing	63	GER	33.24
7 Midori Yamamoto	60	JPN	33.64

400 Meter Dash

HEATS

Heat 1			
1 Ase Nyland	62	NOR	1:12.10
2 Rita Kerr	60	USA	1:15.05
3 Janet Holmes	62	CAN	1:22.66
4 Edith Arnold	60	GER	1:25.04
5 Cristina Ruiz Rodriguez	60	MEX	1:28.71
6 Joyce Franks	62	USA	1:36.44
Heat 2			
1 Irene Obera	61	USA	1:15.29
2 Janet Freeman	63	USA	1:16.81
3 Anna C. Du Plooy	64	RSA	1:21.88
4 Joyce Hals	62	USA	1:23.90
5 Ragnhilo J. Hansvedt	61	NOR	1:28.57
Heat 3			
1 Josefina Schultz	61	VEN	1:13.76
2 Lilo Rollfing	63	GER	1:16.15
3 Noemi Gastaldi	61	ITA	1:16.77
4 Hidoko Koshikawa	62	JPN	1:26.45
5 Jeannette L. Cyr	60	USA	1:33.36
6 Sharada Bai Kodialbai	61	IND	1:51.63

FINAL

1 Irene Obera	61	USA	1:07.80
2 Ase Nyland	62	NOR	1:09.94
3 Josefina Schultz	61	VEN	1:11.90
4 Rita Kerr	60	USA	1:13.30
5 Janet Freeman	63	USA	1:14.43
6 Lilo Rollfing	63	GER	1:14.83
7 Noemi Gastaldi	61	ITA	1:16.88
8 Anna C. Du Plooy	64	RSA	1:20.07

800 Meter Run

HEATS			
Heat 1			
1 Rita Kerr	60	USA	3:02.31
2 Grace Butcher	61	USA	3:06.87
3 Hisae Ago	61	JPN	3:08.64
4 Joyce Hals	62	USA	3:11.18
5 Mary Helm	63	SWE	3:15.71
6 Jeannette L. Cyr	60	USA	3:28.64
7 Cristina Ruiz Rodriguez	60	MEX	3:32.93
8 Sharada Bai Kodialbai	61	IND	4:18.31
Heat 2			
1 Jean Horne	62	CAN	2:52.03
2 Ase Nyland	62	NOR	2:54.60
3 Noemi Gastaldi	61	ITA	3:03.17
4 Geri Owens	60	USA	3:04.12
5 Liz Szawlowski	62	USA	3:07.05
6 Janet Freeman	63	USA	3:07.20
7 Edna Hyer	61	USA	3:36.43
8 Pamela Mews	60	AUS	4:14.63

FINAL

1 Jean Horne	62	CAN	2:49.72
2 Ase Nyland	62	NOR	2:53.04
3 Rita Kerr	60	USA	2:57.45
4 Geri Owens	60	USA	3:03.48
5 Grace Butcher	61	USA	3:04.00
6 Noemi Gastaldi	61	ITA	3:04.60
7 Liz Szawlowski	62	USA	3:07.85

Name	Age	Country	Results
8 Hisae Ago	61	JPN	3:17.37

1,500 Meter Run

FINAL

1 Helly Visser	61	CAN	5:52.79
2 Jean Horne	62	CAN	5:55.02
3 Myfanwy Loudon	61	GBR	5:57.52
4 June Miles	62	NZL	6:05.90
5 Grace Butcher	61	USA	6:11.07
6 Janet Freeman	63	USA	6:12.24
7 Liz Szawlowaki	62	USA	6:12.85
8 Noemi Gastaldi	61	ITA	6:13.12
9 Maria Borovkova	62	RUS	6:16.05
10 Hisae Ago	61	JPN	6:17.40
11 Mary Helm	63	SWE	6:21.35
12 Jeannette L. Cyr	60	USA	7:03.01
13 Edna Hyer	61	USA	7:21.05
14 Sofia Kazaki	63	GRE	7:34.83
15 Alexena Ward	64	GBR	9:12.86

5,000 Meter Run

FINAL

1 Molly Turner	61	CAN	21:16.92
2 Myfanwy Loudon	61	GBR	21:45.85
3 Helen Bedrock	60	SUI	22:08.31
4 June Miles	62	NZL	22:25.09
5 Helly Visser	61	CAN	23:11.87
6 Doris Glaser	61	GER	23:13.34
7 Maria Borovkova	62	RUS	23:27.47
8 Margarita Hochstatter	60	BRA	23:30.58
9 Janet Freeman	63	USA	23:41.02
10 Mary Helm	63	SWE	23:58.25
11 Alma Kullerkup	60	EST	24:08.39
12 Jeannette L. Cyr	60	USA	24:13.96
13 Geri Owens	60	USA	24:14.97
14 Thelma Wilson	63	USA	24:21.02
15 Kazimira Luznik	60	SLO	24:45.66
16 Lilo Kalweit-Marloth	60	GER	25:15.25
17 Joyce E. Goody	61	GBR	25:28.75
18 Gloria Brown	63	USA	25:36.64
19 Aud Hjertholm	63	NOR	25:48.94
20 Mary Rodriguez	60	IND	26:25.28
21 Helen Richter	62	GER	26:39.80
22 Pamela Mews	60	AUS	29:39.05
23 Lucia Radu	63	ROM	30:40.12
24 Alexena Ward	64	GBR	33:11.29

10,000 Meter Run

FINAL

1 Molly Turner	61	CAN	44:14.78
2 Myfanwy Loudon	61	GBR	44:57.13
3 Margarita Hochstatter	60	BRA	46:45.08
4 Helly Visser	61	CAN	46:45.62
5 Maria Borovkova	62	RUS	48:39.39
6 Doris Glaser	61	GER	49:46.58
7 Kazimira Luznik	60	SLO	50:12.18
8 Joyce E. Goody	61	GBR	52:26.71
9 Lilo Kalweit-Marloth	60	GER	52:46.59
10 Aud Hjertholm	63	NOR	53:06.74
11 Helen Richter	62	GER	53:34.27
12 Jessica Dunn	63	NZL	56:26.59
Mary Helm	63	SWE	DNF

5,000 Meter Race Walk

FINAL

1 June-Marie Provost	62	CAN	29:48.02
2 Ruth E. Eberle	63	USA	30:04.67
3 Lilo Kalweit-Marloth	60	GER	30:50.75
4 Denise Leclerc	61	FRA	31:02.12
5 Maurine Lia	62	USA	31:52.83
6 June Ranofsky	61	USA	32:29.46
7 Alet Ten-Tusscher	61	RSA	34:03.20
8 Amelia BarrientosMunoz	63	CHI	34:29.72

Name	Age	Country	Results
9 Margaret Seewerker	60	USA	35:49.12
10 Mary Rodriguez	60	IND	37:38.98
11 Shirley Parlan	62	USA	38:47.64
- Shirley Dockstader	62	USA	DQ

80 Meter High Hurdles 30"

FINAL

1 Wanda Sakata	63	BRA	16.89
2 Midori Yamamoto	60	JPN	17.11
3 Leili Kaas	60	EST	17.14
4 Asta Larsson	63	SWE	17.99
5 Hideko Koshikawa	62	JPN	18.13

300 Meter Int Hurdles 30"

FINAL

1 Wanda Sakata	63	BRA	1:00.73
2 Asta Larsson	63	SWE	1:05.01
- Mary Rodriguez	60	IND	DQ

2,000 Meter Steeplechase

FINAL

1 Ana Tebes	61	ARG	11:11.80
2 Pamela Mews	60	AUS	11:46.21
3 Alet Ten-Tusscher	61	RSA	12:53.04
- Hideko Koshikawa	62	JPN	DQ

4x100 Meter Relay

1 Germany	1:01.542
Ruth Hunkel	65
Lilo Rollfing	63
Rosemarie Kreiskott	64
Hildegund Buerkle	61
2 United States	1:01.85
Susie Barnes	67
Rita Kerr	60
Christel Miller	60
Irene Obera	61
3 Great Britain	1:08.00
Brenda Atkinson	61
Betty Steedman	61
Mary Wixey	74
Elizabeth K. Gilchrist	50
4 Japan	1:11.31
Sachiko Yatori	65
Chiyo Matsubara	60
Mitsu Morita	72
Hisae Ago	61

4x400 Meter Relay

1 United States	5:14.94
Janet Freeman	63
Joyce Hals	62
Rita Kerr	60
Irene Obera	61
2 Germany	5:48.02
Anna Mangler	72
Christa Kreuzwieser	64
Edith Arnold	60
Lilo Rollfing	63

High Jump

FINAL

1 Leili Kaas	60	EST	1.24m
2 Aino Sillaots	60	EST	1.20m
3 Erna Baumann	60	GER	1.20m
4 Wanda Sakata	63	BRA	1.20m
5 Christel Miller	60	USA	1.16m
6 Gerrie Theron	62	RSA	1.16m
7 Helgi Kivi	62	EST	1.12m
8 Ragnhilo J. Hanstvedt	61	NOR	1.09m
9 Kazuyo Yokoi	64	JPN	1.08m

Name	Age	Country	Results
10 Hedi Maxrath	60	GER	1.04m
- Li-Ying Chui Wang	62	TPE	NH
- Fei-Mei Chou	60	USA	NH

Pole Vault

FINAL

1 Midori Yamamoto	60	JPN	1.20m
-------------------	----	-----	-------

Long Jump

FINAL

1 Hildegund Buerkle	61	GER	4.31m 0.4
2 Asta Larsson	63	SWE	4.00m 1.1
3 Christa Kreuzwieser	64	GER	3.95m 0.4
4 Edith Arnold	60	GER	3.95m 1.2
5 Erna Baumann	60	GER	3.90m 0.7
6 Leili Kaas	60	EST	3.89m 0.0
7 Wanda Sakata	63	BRA	3.71m 0.8
8 Rosemarie Kreiskott	64	GER	3.67m 0.0
9 Astri Forde	61	NOR	3.59m 0.4
10 Betty Steedman	61	GBR	3.53m 0.0
11 Lioba Huber	60	GER	3.51m -0.5
12 Gerrie Theron	62	RSA	3.31m 0.0
13 Chiyo Matsubara	60	JPN	3.28m 0.0
14 Kazuyo Yokoi	64	JPN	3.26m 0.0
15 Hideko Koshikawa	62	JPN	3.17m 0.0
16 Fei-Mei Chou	60	USA	3.04m 1.4

Triple Jump

FINAL

1 Astri Forde	61	NOR	8.06m -2.2
2 Hideko Koshikawa	62	JPN	7.87m -2.0
3 Betty Steedman	61	GBR	7.83m -0.8
4 Kazuyo Yokoi	64	JPN	7.79m -1.4
5 Aino Sillaots	60	EST	7.60m -1.3
6 Anna C. Du Plooy	64	RSA	7.11m 1.0
7 Lea Vilpas	61	FIN	6.97m -1.7
8 Lioba Huber	60	GER	5.87m 0.1
9 Sharada Bai Kodialbal	61	IND	5.86m -2.3
10 Maria Mejia Mejia	61	COL	5.30m -0.9

Shot Put 3 kg

FINAL

1 Sigrun Kofink	60	GER	12.52m
2 Antonina Ivanova	62	RUS	12.02m
3 Jutta Schaefer	63	GER	11.19m
4 Odette Domingos	60	BRA	10.98m
5 Elisabeth Dwenger	61	GER	9.58m
6 Asta Satsi	60	EST	9.38m
7 Hedi Maxrath	60	GER	9.01m
8 Annemarie Scholten	61	GER	8.88m
9 Hedwig Steinlechner	63	AUT	8.68m
10 Ruth Baumann	63	GER	8.23m
11 Anna Cirulnick	60	USA	7.94m
12 Chiyo Matsubara	60	JPN	7.61m
13 Gladis Espinosa Abarca	61	URU	7.44m
14 Mary Herse Hirst	60	USA	7.33m
15 Amelia Gonzalez Ortiz	64	COL	7.31m
16 Hsing Shen Chien	64	TPE	7.18m
17 Feng-Li Tu	61	TPE	7.14m
18 Judy Fetherston	63	ISR	7.11m
19 Valerie Worrell	60	AUS	7.05m
20 Tineke Harahap	64	INA	6.52m
21 Glad McKeown	63	AUS	6.52m
22 Haruko Benoki	61	BRA	6.41m
23 Valerie Shaw	60	NZL	6.25m
24 Maria Mejia Mejia	61	COL	6.13m
25 Aurelia Marin	61	ESP	6.10m
26 Gerrie Theron	62	RSA	5.98m
27 Mariela Perez de Romero	62	COL	5.89m
28 Frescia MartinezSanzana	64	CHI	5.84m
29 Rahayu Sumargo	63	INA	5.76m
30 Mani Nanji	61	IND	5.51m

Name	Age	Country	Results
31 Hannelore Schweigtkoffer	62	GER	5.19m

Discus Throw 1 kg

FINAL

1 Odette Domingos	60	BRA	35.44m
2 Antonina Ivanova	62	RUS	31.80m
3 Asta Satsi	60	EST	31.32m
4 Ingeborg Pfuller	63	ARG	28.86m
5 Jutta Schaefer	63	GER	27.28m
6 Sigrun Kofink	60	GER	26.78m
7 Ruth Baumann	63	GER	25.56m
8 Annemarie Scholten	61	GER	25.52m
9 Elisabeth Dwenger	61	GER	24.66m
10 Valerie Worrell	60	AUS	23.04m
11 Hedi Maxrath	60	GER	22.16m
12 Rosa Jara	62	CHI	21.22m
13 Aino Sillaots	60	EST	20.76m
14 Anna Cirulnick	60	USA	19.78m
15 Judy Fetherston	63	ISR	19.34m
16 Edna Hyer	61	USA	18.54m
17 Hsing Shen Chien	64	TPE	17.90m
18 Hedwig Steinlechner	63	AUT	17.76m
19 Amelia Gonzalez Ortiz	64	COL	17.58m
20 Glad McKeown	63	AUS	16.16m
21 Feng-Li Tu	61	TPE	15.38m
22 Haruko Benoki	61	BRA	15.10m
23 Valerie Shaw	60	NZL	14.46m
24 Maria Mejia Mejia	61	COL	13.92m
25 Rahayu Sumargo	63	INA	13.76m
26 Mani Nanji	61	IND	12.06m
27 Elvia Luisa Montana deBulla	64	COL	11.50m

Hammer Throw 3 kg

FINAL

1 Jutta Schaefer	63	GER	46.04m
2 Antonina Ivanova	62	RUS	41.32m
3 Annemarie Scholten	61	GER	33.18m
4 Eva Poetsch	61	AUT	31.94m
5 Valerie Worrell	60	AUS	30.70m
6 Hedwig Steinlechner	63	AUT	29.76m
7 Elisabeth Dwenger	61	GER	29.70m
8 Rosa Jara	62	CHI	28.28m
9 Judy Fetherston	63	ISR	26.44m
10 Inge Duerr	60	GER	26.08m
11 Amy Hicks	62	USA	25.88m
12 Glad McKeown	63	AUS	24.40m
13 Odette Domingos	60	BRA	23.80m
14 Anna Cirulnick	60	USA	20.18m
15 Maria Mejia Mejia	61	COL	19.42m
16 Gladis Espinosa Abarca	61	URU	19.36m
17 Aino Sillaots	60	EST	17.26m
18 Mani Nanji	61	IND	14.68m
19 Li-Ying Chui Wang	62	TPE	14.28m
20 Mariela Perez de Romero	62	COL	13.54m

Javelin Throw 400g

FINAL

1 Sigrun Kofink	60	GER	33.06m
2 Birute Kalediene	62	LTU	32.98m
3 Odette Domingos	60	BRA	30.04m
4 Astri Forde	61	NOR	29.68m
5 Christel Miller	60	AUS	27.84m
6 Joesfina Schultz	61	VEN	26.94m
7 Lieselotte Leiss	62	GER	26.74m
8 Amy Hicks	62	USA	24.02m
9 Elisabeth Dwenger	61	GER	22.48m
10 Amelia Gonzalez Ortiz	64	COL	21.70m
11 Lee Glasco	64	USA	20.82m
12 Hedi Maxrath	60	GER	20.52m
13 Edna Hyer	61	USA	19.64m
14 Maria Mejia Mejia	61	COL	19.58m
15 Haruko Benoki	61	BRA	17.90m

Name	Age	Country	Results	Name	Age	Country	Results	Name	Age	Country	Results	Name	Age	Country	Results
16 Hsing Shen Chien	64	TPE	16.90m	8 Amy Hicks		USA	2907	10km Road Walk				200 Meter Dash			
17 Feng-Li Tu	61	TPE	16.84m	HT	23.96m		589	1 June-Marie Provost	62	CAN	1:01:32	HEATS			
18 Valerie Worrell	60	AUS	16.80m	SP	7.04m		613	2 Ruth E. Eberle	63	USA	1:03:49				
19 Brenda Atkinson	61	GBR	14.56m	DT	22.06m		617	3 Lilo Kalweit-Marloth	60	GER	1:03:58				
20 Elvia Luisa Montana deBulla	64	COL	14.02m	JT	20.70m		646	4 Denise Leclerc	61	FRA	1:04:08				
21 Glad McKeown	63	AUS	13.06m	WT	7.64m		442	5 Shirley Dockstader	62	USA	1:05:28	Heat 1 Wind Reading: 3.3			
22 Mani Nanji	61	IND	13.00m	9 Lioba Huber		GER	2861	6 Rhoda Green	61	USA	1:06:16	1 Ruth Hunkel	65	GER	35.68
HEPTathlon				HT	24.16m		595	7 June Ranofsky	61	USA	1:08:25	2 Isabel Hofmeyr	67	RSA	36.69
1 Asta Larsson		SWE	5240	SP	6.78m		585	8 Joy Clingman	60	USA	1:11:52	3 Johnnye Valien	69	USA	37.40
HURDLE	15.75		934	DT	19.04m		517	9 Valerie Shaw	60	NZL	1:21:43	4 Brenda Green	65	GBR	37.69
HJ	1.13m		795	JT	18.74m		575	10 Shirley Parlan	62	USA	1:26:30	5 Maria Matulesky	65	INA	40.04
SP	8.20m		736	WT	9.62m		589	10km Road Walk Team				6 Shirley Dieterich	68	USA	41.55
200	33.33		751	10 Inge Duerr		GER	2784	1 United States			3:15:33	7 Teresa Ramos de Bella	66	COL	41.63
LJ	4.01m		905	HT	24.30m		599	Ruth E. Eberle			1:03:49	8 Georgia Bareli	65	GRE	42.51
JT	21.62m		679	SP	7.16m		625	Shirley Dockstader			1:05:28	Heat 2 Wind Reading: 5.8			
800	3:43.84		440	DT	14.98m		385	Rhoda Green			1:06:16	1 Ann Cooper	66	AUS	31.61
2 Christel Miller		USA	4688	JT	19.16m		590	Marathon				2 Patricia Peterson	69	USA	34.91
HURDLE	17.54		720	WT	9.56m		585	1 Renee Choppin	61	FRA	3:26:36	3 Marcia Petley	66	NZL	36.19
HJ	1.26m		1029	11 Judy Fetherston		ISR	2716	2 Ingrid Tippelt	60	GER	3:49:14	4 Melania Luz Dos Santos	67	BRA	36.29
SP	8.46m		763	HT	25.02m		622	3 Wen-Shi Yu	60	USA	3:54:25	5 Sachiko Yatori	65	JPN	37.44
200	36.13		572	SP	6.96m		604	4 Erika Kruger	60	GER	3:59:39	6 Susie Barnes	67	USA	38.87
LJ	3.12m		506	DT	18.58m		502	5 Kazimira Luznik	60	SLO	4:09:21	7 Martha Ninfa De Parra Munoz	68	MEX	49.35
JT	25.90m		834	JT	15.58m		463	6 Noemi Gastaldi	61	ITA	4:22:19	FINAL			
800	4:09.09		264	WT	8.76m		525	7 Joyce E. Goody	61	GBR	4:35:34	1 Ann Cooper	66	AUS	31.79
Weight Pentathlon				12 Hedi Maxrath		GER	2693	8 Helen Richter	62	GER	4:39:23	2 Patricia Peterson	69	USA	34.34
1 Jutta Schaefer		GER	5061	HT	17.70m		395	9 Jessica Dunn	63	NZL	4:43:20	3 Ruth Hunkel	65	GER	34.63
HT	44.28m		1238	SP	8.42m		759	10 Sofia Katakaki	63	GRE	4:47:44	4 Isabel Hofmeyr	67	RSA	35.31
SP	10.44m		976	DT	23.56m		667	Marathon Team				5 Marcia Petley	66	NZL	36.07
DT	31.02m		923	JT	17.44m		529	Germany			12:28:16	6 Melania Luz Dos Santos	67	BRA	36.08
WT	15.96m		1070	WT	6.30m		343	Ingrid Tippelt			3:49:14	7 Sachiko Yatori	65	JPN	37.70
JT	26.46m		854	13 Anna Cirulnick		USA	2672	Erika Kruger			3:59:39	400 Meter Dash			
2 Antonina Ivanova		RUS	4656	HT	18.90m		432	Helen Richter			4:39:23	HEATS			
HT	40.56m		1117	SP	8.28m		745	WOMEN 65				Heat 1			
SP	11.46m		1087	DT	20.22m		556	100 Meter Dash				1 Ann Cooper	66	AUS	1:20.05
DT	32.66m		980	JT	14.84m		436	HEATS				2 Shirley Brasher	68	AUS	1:22.95
JT	19.88m		616	WT	8.46m		503	1 Colleen Blair	65	NZL	16.74	3 Isabel Hofmeyr	67	RSA	1:23.26
WT	13.16m		856	14 Glad McKeown		AUS	2456	2 Maria Matulesky	65	INA	17.07	4 Lois Filreis	65	USA	1:24.49
3 Annemarie Scholten		GER	3792	HT	22.26m		536	3 Melania Luz Dos Santos	67	BRA	17.39	5 Brenda Green	65	GBR	1:27.17
HT	31.32m		821	SP	6.42m		548	4 Ursula Burmeister	67	GER	17.73	6 Sachiko Yatori	65	JPN	1:34.70
SP	8.86m		807	DT	16.90m		447	5 Susie Barnes	67	USA	18.41	Heat 2			
DT	26.02m		751	JT	14.52m		425	6 Shirley Dieterich	68	USA	19.31	1 Marcia Petley	66	NZL	1:22.23
JT	22.82m		722	WT	8.42m		500	11 Margarita Jakobsons		AUS	2052	2 Sumi Onodera Leonard	67	USA	1:23.40
WT	10.98m		691	HT	20.10m		469	HT	20.10m		469	3 Patricia Peterson	69	USA	1:23.85
4 Elisabet Dwenger		GER	3596	SP	5.70m		472	SP	5.70m		472	4 Helene Glet	66	FRA	1:27.23
HT	27.40m		697	DT	11.48m		275	JT	14.80m		435	5 Johnnye Valien	69	USA	1:40.08
SP	9.20m		843	JT	14.80m		435	WT	7.08m		401	6 Maria M. Santos	67	POR	2:01.13
DT	24.78m		709	Cross Country				1 Molly Turner	61	CAN	34:02	FINAL			
JT	23.74m		755	2 June Miles	62	NZL	36:15	2 Juana Raspaldo	68	PUR	16.48	1 Ann Cooper	66	AUS	1:14.92
WT	9.66m		592	3 Ingrid Tippelt	60	GER	37:05	3 Leonore McDaniels	67	USA	17.36	2 Sumi Onodera Leonard	67	USA	1:19.96
5 Valerie Worrell		AUS	3188	4 Erika Kruger	60	GER	38:04	4 Sachiko Yatori	65	JPN	17.44	3 Marcia Petley	66	NZL	1:20.63
HT	30.12m		783	5 Thelma Wilson	63	USA	39:27	5 Marcia Petley	66	NZL	17.94	4 Isabel Hofmeyr	67	RSA	1:22.71
SP	6.84m		592	6 Mary Harada	60	USA	40:30	6 Martha Ninfa De Parra Munoz	68	MEX	21.12	5 Patricia Peterson	69	USA	1:24.05
DT	22.96m		648	7 Ana Tebes	61	ARG	40:32	11 Ann Cooper	66	AUS	15.81	6 Shirley Brasher	68	AUS	1:24.22
JT	16.66m		501	8 Lilo Kalweit-Marloth	60	GER	40:43	2 Patricia Peterson	69	USA	17.00	7 Lois Filreis	65	USA	1:27.12
WT	10.62m		664	9 Joyce E. Goody	61	GBR	40:53	3 Sumi Onodera Leonard	67	USA	17.59	8 Brenda Green	65	GBR	1:28.45
6 Hedwig Steinlechner		AUT	3116	10 Aud Hjertholm	63	NOR	41:40	4 Johnnye Valien	69	USA	18.03	800 Meter Run			
HT	26.62m		672	11 Jessica Dunn	63	NZL	43:05	5 Brenda Green	65	GBR	18.12	FINAL			
SP	8.52m		770	12 Helen Richter	62	GER	43:06	6 Teresa Ramos de Bella	66	COL	20.47	1 Berthilia De Preter	66	BEL	3:14.72
DT	19.08m		519	13 Germaine Leroux	61	FRA	44:34	6 Georgia Bareli	65	GRE	20.47	2 Marcia Petley	66	NZL	3:15.13
JT	13.94m		404	14 Lee Glasco	64	USA	52:54	WOMEN 65				3 Sumi Onodera Leonard	67	USA	3:15.87
WT	11.78m		751	Cross Country Team				FINAL				4 Shirley Brasher	68	AUS	3:17.44
7 Eva Poetsch		AUT	3108	1 Germany			2:01:53	1 Ann Cooper	66	AUS	15.09	5 Lois Filreis	65	USA	3:18.87
HT	29.76m		772	Erika Kruger			38:04	2 Juana Raspaldo	68	PUR	15.83	6 Helene Bueme	65	USA	3:22.79
SP	7.22m		632	Lilo Kalweit-Marloth			40:43	3 Ruth Hunkel	65	GER	15.98	7 Helene Glet	66	FRA	3:25.02
DT	17.70m		473	Helen Richter			43:06	4 Patricia Peterson	69	USA	16.11	8 Maria M. Santos	67	POR	4:45.82
JT	14.38m		420	Cross Country Team				2 United States			2:03:01	9 Ingrid Langner	66	GER	4:52.45
WT	12.58m		811	Thelma Wilson			39:27	1 Ann Cooper	66	AUS	15.09				
				Mary Harada			40:30	2 Juana Raspaldo	68	PUR	15.83				
				Ruth Anderson			43:04	3 Ruth Hunkel	65	GER	15.98				
								2 United States			2:03:01				
				Thelma Wilson			39:27	4 Patricia Peterson	69	USA	16.11				
				Mary Harada			40:30	5 Melania Luz Dos Santos	67	BRA	16.56				
				Ruth Anderson			43:04	6 Maria Matulesky	65	INA	16.70				
								2 United States			2:03:01				
				Thelma Wilson			39:27	7 Colleen Blair	65	NZL	16.71				
				Mary Harada			40:30	Wind Reading: 2.5							
				Ruth Anderson			43:04	1 Ann Cooper	66	AUS	15.09				
								2 Juana Raspaldo	68	PUR	15.83				
								3 Ruth Hunkel	65	GER	15.98				
								4 Patricia Peterson	69	USA	16.11				
								5 Melania Luz Dos Santos	67	BRA	16.56				
								6 Maria Matulesky	65	INA	16.70				
								7 Colleen Blair	65	NZL	16.71				

WOMEN 60 1.5K/5K/10K/5KRW/HH/4x100/4x400/HJ/PV/LJ/TJ/SP/DT/HT/JT/HEPT/WTPENT

Name	Age	Country	Results	Name	Age	Country	Results	Name	Age	Country	Results	Name	Age	Country	Results			
1,500 Meter Run				4x400 Meter Relay				23 Alba Rova				2 Colleena Blair						
FINAL				1 United States 6:06.69				NeirottiAnchete 66 URU 5.72m				NZZL 4566						
1	Berthilia De Preter	66	BEL	6:33.28	Patricia Peterson	69		24 Mitsuko Miura	67	JPN	5.61m	HURDLE	18.22	791	w-1.6			
2	Shirley Brasher	68	AUS	6:34.46	Lois Filreis	65		25 Eeva Soumela	65	FIN	5.51m	HJ	1.04m	759				
3	Helene Glet	66	FRA	6:34.59	Johanny Valien	69		26 Tsuneko Oikawa	67	JPN	5.34m	SP	7.80m	815				
4	Lois Filreis	65	USA	6:34.78	Sumi Onodera Leonard	67		27 Noemi Simonetto	69	ARG	5.30m	200	38.70	528	w- NWI			
5	Olga Meyer	67	GER	6:54.71	High Jump				Discus Throw 1 kg				LJ	3.53m	801	w- 2.9		
6	Maria Forero deCastro	68	COL	7:34.62	FINAL				FINAL				JT	20.16m	725			
7	Christine Wood	68	GBR	8:52.38	1 Leonore McDaniels	67	USA	1.16m	1 Marianne Hamm	67	GER	29.98m	800	4:47.03	147			
				2 Christine Wippersteg	67	GER	1.12m	2 Ruth Uckel	66	GER	23.56m	3 Leonore McDaniels USA 4230						
				3 Helga Schneider	67	GER	1.08m	3 Marianne Barth	69	GER	23.24m	HURDLE	21.45	476	w-1.6			
				4 Ursula Forster	69	GER	1.04m	4 C Bernice Holland	68	USA	22.60m	HJ	1.19m	1041				
				4 Ursula Burmeister	67	GER	1.04m	5 Molly Hofmann	67	CHI	22.10m	SP	6.72m	684				
				4 Melania Luz Dos Santos	67	BRA	1.04m	6 Julia H.M. de Nunez	68	PER	21.86m	200	37.61	590	w- NWI			
				4 Patricia Peterson	69	USA	1.04m	7 Ursula Forster	69	GER	21.64m	LJ	3.57m	822	w- 0.2			
				4 Jeanne De Wilde	68	BEL	1.04m	8 Rachel Hanssens	66	BEL	21.18m	JT	9.16m	280				
				9 Molly Hofmann	67	CHI	1.00m	9 Maria Surza	68	ITA	20.90m	800	4:12.18	337				
				10 Johanny Valien	69	USA	0.96m	10 Helga Schneider	67	GER	19.90m	4 Johanny Valien USA 3437						
				10 Ingrid Langner	66	GER	0.96m	11 Lotti Rocksredt	65	GER	19.46m	HURDLE	21.05	511	w-1.6			
				Pole Vault				Hammer Throw 3 kg				HJ	1.01m	701				
				FINAL				FINAL				SP	5.84m	577				
				1 Leonore McDaniels	67	USA	2.00m	1 Julia H.M. de Nunez	68	PER	28.64m	200	41.93	364	w- NWI			
				2 Shirley Kinsey	66	USA	1.80m	2 Tyyne Vuorinen	69	FIN	28.16m	LJ	2.88m	498	w- 2.1			
				3 Johanny Valien	69	USA	1.60m	3 Marianne Barth	69	GER	27.52m	JT	13.56m	457				
				Long Jump				Javelin Throw 400g				800	4:13.52	329				
				FINAL				FINAL				7 Weight Pentathlon						
				1 Leonore McDaniels	67	USA	3.60m-2.5	1 Julia H.M. de Nunez	68	PER	28.64m	1 Marianne Barth	GER	3641				
				2 Colleena Blair	65	NZL	3.42m-1.5	2 Tyyne Vuorinen	69	FIN	28.16m	HT	26.76m	766				
				3 Maria Marulesy	65	INA	3.24m-0.7	3 Marianne Barth	69	GER	27.52m	SP	8.28m	874				
				4 Ursula Burmeister	67	GER	3.03m-1.6	4 Jeanne De Wilde	68	BEL	25.24m	DT	19.84m	629				
				5 Johanny Valien	69	USA	2.94m-2.5	5 Maria Surza	68	ITA	24.22m	JT	16.94m	593				
				6 Miemie Du Plessis	67	NAM	2.03m-1.0	6 Suzanne Malherbe	65	RSA	23.94m	WT	11.28m	779				
				7 Martha Ninfa De Parra Munoz	68	MEX	1.81m-1.2	7 Maria Lidia San Martin	65	URU	23.24m	2 Jeanne De Wilde BEL 3514						
				8 Mitsuko Miura	67	JPN	ND NWI	8 Miemie Du Plessis	67	NAM	19.12m	HT	25.90m	735				
				Triple Jump				Shot Put 3 kg				SP	8.00m	840				
				FINAL				FINAL				DT	18.56m	581				
				1 Leonore McDaniels	67	USA	7.49m 2.7	1 Rachel Hanssens	66	BEL	30.22m	JT	20.02m	720				
				2 Marcia Petley	66	NZL	7.22m 1.5	2 Janina Pakyte	66	LTU	27.62m	WT	9.54m	638				
				3 Maria Marulesy	65	INA	6.06m 2.3	3 Marianne Hamm	67	GER	24.32m	3 C Bernice Holland USA 3492						
				4 Mitsuko Miura	67	JPN	4.70m 0.7	4 C Bernice Holland	68	USA	23.54m	HT	22.78m	627				
				5 Tyyne Vuorinen	69	FIN	4.36m 4.0	5 Molly Hofmann	67	CHI	22.42m	SP	7.76m	811				
				80 Meter High Hurdles 30"				HEPTathlon				DT	18.56m	581				
				FINAL				FINAL				JT	20.06m	721				
				1 Marianne Hamm	67	GER	9.90m	1 Rachel Hanssens	66	BEL	30.22m	WT	8.46m	551				
				2 Fani Argiriou	65	GRE	9.19m	2 Janina Pakyte	66	LTU	27.62m	4 Maria Surza ITA 3472						
				3 Rachel Hanssens	66	BEL	9.01m	3 Marianne Hamm	67	GER	24.32m	HT	22.36m	612				
				4 Lotti Rocksredt	65	GER	8.79m	4 C Bernice Holland	68	USA	23.54m	SP	8.28m	874				
				5 Marianne Neubert	66	GER	8.54m	5 Molly Hofmann	67	CHI	22.42m	DT	22.36m	725				
				6 Julia H.M. de Nunez	68	PER	8.39m	6 Jeanne De Wilde	68	BEL	21.32m	JT	17.20m	604				
				7 C Bernice Holland	68	USA	8.39m	7 Christine Wippersteg	67	GER	21.20m	WT	9.78m	657				
				8 Melinda Penzesne Torday	67	HUN	8.35m	8 Suzanne Malherbe	65	RSA	20.54m	5 Tyyne Vuorinen FIN 3397						
				9 Maria Surza	68	ITA	8.07m	9 Colleena Blair	65	NZL	20.44m	HT	27.46m	790				
				10 Marianne Barth	69	GER	7.94m	10 Shirley Dietderich	68	USA	18.58m	SP	6.98m	715				
				11 Christine Wippersteg	67	GER	7.86m	11 Lotti Rocksredt	65	GER	18.54m	DT	19.34m	610				
				12 Alice Gomes Coelho	67	BRA	7.79m	12 Anna Flaibani	66	ITA	18.50m	JT	16.90m	592				
				13 Suzanne Malherbe	65	RSA	7.60m	13 Ursula Burmeister	67	GER	16.06m	WT	10.18m	690				
				14 Velta Tomsons	67	CAN	7.56m	14 Elfriede Maternus	65	GER	15.10m	6 Suzanne Malherbe RSA 3304						
				15 Helga Schneider	67	GER	7.48m	15 Mitsuko Miura	67	JPN	13.76m	HT	22.90m	631				
				15 Jeanne De Wilde	68	BEL	7.48m	16 Noemi Simonetto	69	ARG	8.08m	SP	7.46m	774				
				17 Elfriede Maternus	65	GER	7.41m	4x100 Meter Relay				DT	16.04m	487				
				18 Ursula Forster	69	GER	7.01m	FINAL				JT	20.64m	745				
				19 Ursula Burmeister	67	GER	6.98m	1 United States 1:06.17					WT	9.90m	667			
				20 Miemie Du Plessis	67	NAM	6.45m	Patricia Peterson	69						7 Marianne Neubert GER 3042			
				21 Noleen Perry	65	NZL	6.22m	Leonore McDaniels	67						HT	22.46m	616	
				22 Nien Huang	69	TPE	5.74m	Sumi Onodera Leonard	67						SP	7.98m	837	
								Johanny Valien	69						DT	18.00m	560	
												JT	13.10m	438				
												WT	8.96m	591				

Name	Age	Country	Results
8 Anna Flaibani		ITA	2970
HT	20.72m		555
SP	7.34m		759
DT	16.18m		492
JT	17.90m		633
WT	8.22m		531
9 Miemie Du Plessis		NAM	2345
HT	17.62m		449
SP	6.74m		686
DT	11.34m		316
JT	14.26m		485
WT	6.68m		409

Cross Country

1 Berthilia De Preter	66	BEL	39:28
2 Olga Meyer	67	GER	39:44
3 Shirley Brasher	68	AUS	41:31
4 Betty Forster	65	GBR	42:40
5 Ruth Anderson	65	USA	43:04
6 Margret Reidt	67	GER	47:59
7 Gerda Schroeder	66	GER	48:40
8 Jewel McRae	69	NZL	52:44

Cross Country Team

1 Germany	2:16:23
Olga Meyer	39:44
Margret Reidt	47:59
Gerda Schroeder	48:40

10km Road Walk

1 Olga Meyer	67	GER	1:05:01
2 Raquel Solis	66	MEX	1:06:23
3 Patricia Nesley	67	USA	1:08:48
4 Noeleen Perry	65	NZL	1:09:58
5 Anna Helena Villet	68	RSA	1:10:01
6 Gerda Schroeder	66	GER	1:12:47
7 Joan Rowland	69	USA	1:13:32
8 Emily Sheffield	67	USA	1:15:25
9 Agathe Mooser	69	GER	1:21:12
10 Ricarda Duro	65	ARG	1:23:51

10km Road Walk Team

1 United States	3:37:45
Patricia Nesley	1:08:48
Joan Rowland	1:13:32
Emily Sheffield	1:15:25
2 Germany	3:39:00
Olga Meyer	1:05:01
Gerda Schroeder	1:12:47
Agathe Mooser	1:21:12

Marathon

1 Shirley Brasher	68	AUS	4:31:50
2 Hanniflore Gunkel	66	GER	4:55:27

WOMEN 70

100 Meter Dash

HEATS

Heat 1 Wind Reading: -2.4			
1 Paula Schneiderhan	73	GER	16.38
2 Mary Holland	71	USA	17.91
3 Gunni-Birgit Svensson	74	SWE	18.04
4 Mitsu Morita	72	JPN	18.25
5 Diane D. Friedman	73	USA	19.69
6 Mary Norckauer	70	USA	20.75
7 Mary Garcia de Lires	73	COL	20.96
8 Tsuneyo Nozaki	72	JPN	21.98
Heat 2 Wind Reading: -1.8			
1 Ingrid Lorenz	70	GER	16.98
2 Anna Mangler	72	GER	17.06
3 Mary Wixey	74	GBR	17.76

Name	Age	Country	Results
4 Josephine Sullivan	70	USA	18.02
5 Margaret Hinton	73	USA	19.03
6 Liselotte Poluschinsky	72	GER	20.31
7 Carmona Portesi	70	ARG	25.19
8 Laures Warman	73	NZL	37.96

FINAL

Wind Reading: -1.4			
1 Paula Schneiderhan	73	GER	15.99
2 Anna Mangler	72	GER	16.67
3 Ingrid Lorenz	70	GER	16.91
4 Josephine Sullivan	70	USA	17.25
5 Mary Holland	71	USA	17.30
6 Mary Wixey	74	GBR	17.31
7 Mitsu Morita	72	JPN	17.49
8 Gunni-Birgit Svensson	74	SWE	17.73

200 Meter Dash

HEATS

Heat 1 Wind Reading: 2.0			
1 Paula Schneiderhan	73	GER	33.99
2 Josephine Sullivan	70	USA	37.24
3 Gunni-Birgit Svensson	74	SWE	38.41
4 Diane D. Friedman	73	USA	42.09
5 Mary Garcia de Lires	73	COL	44.55
Heat 2 Wind Reading: 3.1			
1 Anna Mangler	72	GER	35.65
2 Ingrid Lorenz	70	GER	37.36
3 Mitsu Morita	72	JPN	37.93
4 Maria Alves Leite	70	BRA	40.43
5 Mary Norckauer	70	USA	44.24

FINAL

Wind Reading: -6.5			
1 Paula Schneiderhan	73	GER	34.86
2 Anna Mangler	72	GER	36.12
3 Ingrid Lorenz	70	GER	38.20
4 Mitsu Morita	72	JPN	39.80
5 Josephine Sullivan	70	USA	40.04
6 Maria Alves Leite	70	BRA	42.70
7 Diane D. Friedman	73	USA	44.60

400 Meter Dash

FINAL

1 Anna Mangler	72	GER	1:19.49
2 Nina Naumenko	70	RUS	1:21.59
3 Maria Alves Leite	70	BRA	1:33.69
4 Gerry Davidson	74	USA	1:38.49
5 Maria Suarez deBernal	71	COL	1:38.55
6 Diane D. Friedman	73	USA	1:48.79
7 Margaret Hagerty	72	USA	1:49.29

800 Meter Run

FINAL

1 Nina Naumenko	70	RUS	3:13.66
2 Anna Mangler	72	GER	3:31.43
3 Maria Suarez deBernal	71	COL	3:45.36
4 Emilia de Fontan	70	COL	3:48.47
5 Dorly Brechbuehl	70	CAN	3:52.39
6 Gerry Davidson	74	USA	3:55.84
7 Ethel O. deVillanueva	70	COL	4:01.61
8 Mary Norckauer	70	USA	4:19.85

1,500 Meter Run

FINAL

1 Nina Naumenko	70	RUS	6:14.52
2 Maria Suarez deBernal	71	COL	7:08.94
3 Dorly Brechbuehl	70	CAN	7:09.53
4 Emilia de Fontan	70	COL	7:31.78
5 Gerry Davidson	74	USA	7:34.18

6 Dawn Russell	70	USA	7:34.48
7 Marianne Dahinden	70	SUI	7:39.49

5,000 Meter Run

FINAL

1 Nina Naumenko	70	RUS	24:00.06
2 Dorly Brechbuehl	70	CAN	26:34.64
3 Erika Werner	72	GER	27:17.80
4 Marianne Dahinden	70	SUI	27:44.35
5 Dawn Russell	70	USA	28:05.18
6 Marie Hanakova	73	TCH	28:30.12
7 Gerry Davidson	74	USA	28:30.51
8 Mary Norckauer	70	USA	29:33.15
9 Elizabeth Meyers	71	NZL	37:43.46
- Elizabeth Baker	70	USA	DNF
- Emilia de Fontan	70	COL	DNF
- Loretta Shehan	72	USA	DNF

10,000 Meter Run

FINAL

1 Marie Hanakova	73	TCH	58:46.19
2 Marianne Dahinden	70	SUI	58:59.66
3 Dawn Russell	70	USA	59:30.97
4 Elizabeth Meyers	71	NZL	1:17:47.80
5 Elizabeth Baker	70	USA	1:24:04.70

5,000 Meter Race Walk

FINAL

1 Margaret Walker	73	USA	35:05.11
2 Ruth Van Sandt	73	USA	35:28.28
3 Ernestina Moreno Mendez	73	COL	36:51.77
4 Rose Kash	73	USA	37:01.48
5 Gloria Chalfon	71	USA	37:07.00
6 Mary Norckauer	70	USA	37:30.30
7 Eileen Johnston	74	RSA	39:37.72
8 Laures Warman	73	NZL	43:45.45
- Ursula Theune	73	GER	DNF
- Elsbeth Thierauf	72	GER	DNF

4x100 Meter Relay

1 Germany	1:08.72
Ingrid Lorenz	70
Paula Schneiderhan	73
Elisabeth Haule	75
Anna Mangler	72
2 United States	1:19.83
Margaret Hinton	73
Carla Convery	75
Gerry Davidson	74
Diane D. Friedman	73
3 Colombia	1:20.45
Mary Garcia de Lires	73
Anarita Pinto de Lugo	70
Maria Suarez deBernal	71
Emilia de Fontan	70
4x400 Meter Relay	
1 Colombia	7:07.90
	70
Anarita Pinto de Lugo	70
Maria Suarez deBernal	71
Mary Garcia de Lires	73

High Jump

FINAL

1 Helgi Pedel	71	CAN	1.12m
2 Margaret Hinton	73	USA	1.00m
2 Margaret Strueven	72	GER	1.00m
4 Gunni-Birgit Svensson	74	SWE	1.00m

5 Josephine Sullivan	70	USA	0.96m
6 Liselotte Poluschinsky	72	GER	0.96m
7 Mary Wixey	74	GBR	0.96m
8 Bernie Kleinschmidt	73	USA	0.84m

Pole Vault

FINAL

1 Margaret Hinton	73	USA	1.60m
-------------------	----	-----	-------

Long Jump

FINAL

1 Paula Schneiderhan	73	GER	3.68m
2 Anna Mangler	72	GER	3.07m -1.7
3 Ingrid Lorenz	70	GER	3.06m -2.0
4 Margaret Hinton	73	USA	3.03m -3.6
5 Mary Wixey	74	GBR	2.82m -1.7
6 Mary Norckauer	70	USA	2.80m -1.3
7 Margaret Strueven	72	GER	2.73m -2.5
8 Helgi Pedel	71	CAN	2.66m -2.9
9 Maria Alves Leite	70	BRA	2.63m -1.9
10 Liselotte Poluschinsky	72	GER	2.49m -1.7
11 Dawn Russell	70	USA	2.38m -1.1
- Libby Hagemann	74	USA	ND NWI
1 Josephine Sullivan	70	USA	6.82m 3.1
2 Margaret Hinton	73	USA	6.30m 3.0
2 Helgi Pedel	71	CAN	6.30m 4.5
4 Mary Wixey	74	GBR	6.14m 3.9
5 Mary Norckauer	70	USA	5.93m 2.6

Shot Put 3 kg

FINAL

1 Hanna Kiehr	70	GER	8.52m
2 Ingrid Lorenz	70	GER	7.63m
3 Katri Jortikka	71	FIN	7.51m
4 Anarita Pinto de Lugo	70	COL	7.00m
5 Margaret Strueven	72	GER	6.93m
6 Helgi Pedel	71	CAN	6.86m
7 Margaret Hinton	73	USA	6.75m
8 Libby Hagemann	74	USA	6.61m
9 Liselotte Poluschinsky	72	GER	5.79m
10 Ethel O. deVillanueva	70	COL	5.71m
11 Melanie Reske	74	USA	5.58m
12 Annikki Tulonen	71	FIN	5.26m
13 Bernie Kleinschmidt	73	USA	5.15m
14 Elsa Maestro	73	ITA	4.90m
15 Su-O Lin	72	TPE	4.76m

Discus Throw 1 kg

FINAL

1 Hanna Kiehr	70	GER	21.62m
2 Katri Jortikka	71	FIN	20.56m
3 Anarita Pinto de Lugo	70	COL	17.80m
4 Libby Hagemann	74	USA	17.18m
5 Elga Meri	74	CAN	16.86m
6 Mary Norckauer	70	USA	16.20m
7 Margaret Hinton	73	USA	15.90m
8 Mary Garcia de Lires	73	COL	14.90m
9 Renee Roloff	72	USA	13.94m
10 Su-O Lin	72	TPE	13.92m
11 Bernie Kleinschmidt	73	USA	13.74m
12 Carmona Portesi	70	ARG	12.66m
13 Melanie Reske	74	USA	12.32m
14 Annikki Tulonen	71	FIN	12.30m
15 Fanny P. de Castillo	71	COL	10.94m

Hammer Throw 3 kg

FINAL

1 Katri Jortikka	71	FIN	27.12m
2 Libby Hagemann	74	USA	20.72m
3 Hanna Kiehr	70	GER	20.52m

Name	Age	Country	Results
4 Mary Norckauer	70	USA	18.50m
5 Carmona Portesi	70	ARG	18.14m
6 Ethel O. deVillanueva	70	COL	17.30m
7 Bernie Kleinschmidt	73	USA	16.18m
8 Fanny P. de Castillo	71	COL	15.80m

Javelin Throw 400g

FINAL

1 Hanna Kiehr	70	GER	19.32m
2 Mary Garcia de Lires	73	COL	17.80m
3 Elga Meri	74	CAN	17.76m
4 Katri Jortikka	71	FIN	17.04m
5 Renee Roloff	72	USA	16.46m
6 Mary Norckauer	70	USA	16.42m
7 Anarita Pinto de Lugo	70	COL	15.38m
8 Libby Hagemann	74	USA	15.36m
9 Margaret Hinton	73	USA	14.92m
10 Bernie Kleinschmidt	73	USA	14.72m
11 Carmona Portesi	70	ARG	7.52m

Weight Pentathlon

1 Katri Jortikka	FIN	3936
HT	24.72m	785
SP	7.38m	897
DT	21.70m	809
2 Hanna Kiehr	GER	3478
HT	20.32m	615
SP	8.06m	994
DT	20.06m	737
3 Libby Hagemann	USA	3171
HT	20.38m	618
SP	6.48m	771
DT	17.32m	619
4 Mary Norckauer	USA	2720
HT	17.70m	516
SP	5.38m	617
DT	16.54m	565
5 Bernie Kleinschmidt	USA	2551
HT	17.52m	509
SP	5.28m	603
DT	13.28m	449
JT	14.42m	571
WT	6.32m	419

Cross Country

1 Dorly Brechbuehl	70	CAN	44:03
2 Marianne Dahinden	70	SUI	44:05
3 Marie Hanakova	73	TCH	44:43
4 Mary Norckauer	70	USA	47:43
5 Dawn Russell	70	USA	47:45
6 Loretta Shehan	72	USA	55:14
7 Elizabeth Baker	70	USA	1:07:43
8 Laues Warman	73	NZL	1:07:52

Cross Country Team

Canada	2:24:24
Dorly Brechbuehl	44:03
Lenore Marvin	47:25
Judith Kazdan	52:56
2 United States	2:30:42
Mary Norckauer	47:43
Dawn Russell	47:45
Loretta Shehan	55:14

10km Road Walk

1 Ernestina Moreno Mendez	73	COL	1:08:13
2 Margaret Walker	73	USA	1:13:02
3 Ursula Theune	73	GER	1:14:24
4 Ruth Van Sandt	73	USA	1:15:23
5 Rose Kash	73	USA	1:17:56
6 Gloria Chalfon	71	USA	1:18:54
7 Elsbeth Thierauf	72	GER	1:23:36

Name	Age	Country	Results
8 Elizabeth Meyers	71	NZL	1:25:48
9 Eileen Johnston	74	RSA	1:29:04
10 Laues Warman	73	NZL	1:31:44

10km Road Walk Team

1 United States	3:42:58
Margaret Walker	1:13:02
Imogene Watkins	1:14:33
Ruth Van Sandt	1:15:23

Marathon

1 Margaret Hagerly	72	USA	5:41:35
2 Elfricde Falke	74	GER	5:57:22
3 Elizabeth Meyers	71	NZL	6:47:45

WOMEN 75

100 Meter Dash

FINAL

Wind reading: -2.5

1 Elisabeth Haule	75	GER	19.38
2 Carla Convery	75	USA	21.56
3 Gertrude Antonijevic	75	USA	30.60

200 Meter Dash

FINAL

Wind reading: -3.9

1 Elisabeth Haule	75	GER	42.61
2 Carla Convery	75	USA	48.60
3 Ewa Eriksson	78	SWE	52.43

400 Meter Dash

FINAL

1 Elisabeth Haule	75	GER	1:43.79
2 Ewa Eriksson	78	SWE	2:04.59

800 Meter Run

FINAL

1 Ewa Eriksson	78	SWE	5:10.80
----------------	----	-----	---------

1,500 Meter Run

FINAL

1 Lenore Marvin	75	CAN	7:09.94
2 Ewa Eriksson	78	SWE	10:15.41

5,000 Meter Run

FINAL

1 Lenore Marvin	75	CAN	27:42.62
-----------------	----	-----	----------

10,000 Meter Run

FINAL

1 Lenore Marvin	75	CAN	57:47.67
-----------------	----	-----	----------

5,000 Meter Race Walk

FINAL

1 Imogene Watkins	75	USA	36:42.80
2 Lenore Marvin	75	CAN	36:46.36
3 Fan Benno-Caris	77	USA	39:45.36
4 Aennchen Reile	79	GER	40:06.85
5 Lois Mulliken	77	USA	42:50.13
6 Tatiana Reyes Ramirez	79	CHI	46:48.39
- Margaretha Nyberg	79	SWE	DQ

High Jump

FINAL

1 Elisabeth Mighofer	78	GER	0.96m
----------------------	----	-----	-------

Name	Age	Country	Results
2 Elisabeth Haule	75	GER	0.92m

Long Jump

FINAL

1 Carla Convery	75	USA	2.09m-1.4
2 Ewa Eriksson	78	SWE	1.96m-1.2
3 Elisabeth Mighofer	78	GER	1.92m-2.0

Triple Jump

FINAL

1 Aili Kaukinen	78	FIN	4.27m 2.1
-----------------	----	-----	-----------

Shot Put 3 kg

FINAL

1 Mirjam Ronni	76	FIN	6.30m
2 Liselotte Dezenter	78	GER	6.01m
3 Aennchen Reile	79	GER	5.81m
4 Hsiu-Hua Tai Chen	79	TPE	5.24m
5 Marliis Fleckner	75	CHI	5.10m
6 Betty Jarvis	79	USA	5.02m
7 Aili Kaukinen	78	FIN	4.94m
8 Josephine Burleson	78	USA	4.54m
9 Gertrude Antonijevic	75	USA	4.28m

Discus Throw 1 kg

FINAL

1 Aennchen Reile	79	GER	20.40m
2 Hildegard Groth	75	GER	18.30m
3 Betty Jarvis	79	USA	15.14m
4 Hsiu-Hua Tai Chen	79	TPE	13.82m
5 Mirjam Ronni	76	FIN	13.58m
6 Marliis Fleckner	75	CHI	12.86m
7 Aili Kaukinen	78	FIN	12.62m
8 Carla Convery	75	USA	11.18m
9 Liselotte Dezenter	78	GER	10.82m
10 Gertrude Antonijevic	75	USA	7.80m

Hammer Throw 3 kg

FINAL

1 Aili Kaukinen	78	FIN	18.18m
2 Aennchen Reile	79	GER	16.86m
3 Elisabeth Schepe	78	GER	16.48m
4 Betty Jarvis	79	USA	16.32m
5 Marliis Fleckner	75	CHI	15.38m

Javelin Throw 400g

FINAL

1 Mirjam Ronni	76	FIN	16.76m
2 Hildegard Groth	75	GER	14.88m
3 Aennchen Reile	79	GER	13.68m
4 Betty Jarvis	79	USA	13.12m
5 Hsiu-Hua Tai Chen	79	TPE	12.94m
6 Carla Convery	75	USA	12.40m
7 Marliis Fleckner	75	CHI	11.36m
8 Josephine Burleson	78	USA	10.56m

Weight Pentathlon

1 Aennchen Reile	GER	3013
HT	16.90m	552
SP	5.72m	782
DT	17.84m	741
JT	11.86m	527
WT	5.78m	411
2 Betty Jarvis	USA	2778
HT	16.92m	553
SP	5.00m	666
DT	14.26m	568
JT	12.30m	551
WT	6.10m	440

Name	Age	Country	Results
3 Aili Kaukinen	FIN	2747	
HT	17.18m	564	
SP	4.94m	656	
DT	12.72m	495	
JT	11.88m	529	
WT	6.78m	503	

4 Marliis Fleckner	CHI	2596
HT	16.60m	540
SP	5.18m	695
DT	12.32m	476
JT	11.72m	520
WT	5.28m	365

5 Elisabeth Schepe	GER	2347
HT	15.22m	482
SP	4.96m	660
DT	11.52m	438
JT	9.70m	415
WT	5.14m	352

Cross Country

1 Lenore Marvin	75	CAN	47:25
2 Judith Kazdan	75	CAN	52:56
3 Ewa Eriksson	78	SWE	1:03:48
4 Margaretha Nyberg	79	SWE	1:09:36

10km Road Walk

1 Imogene Watkins	75	USA	1:14:33
2 Margaretha Nyberg	79	SWE	1:24:19
3 Aili Kaukinen	78	FIN	1:24:50
4 Tatiana Reyes Ramirez	79	CHI	1:39:05

Marathon

1 Judith Kazdan	75	CAN	6:52:33
-----------------	----	-----	---------

WOMEN 80

100 Meter Dash

FINAL

Wind reading: -2.9

1 Nora M.L.D. Wedemo	82	SWE	20.52
2 Isobel Cunningham	81	CAN	22.10
3 Anny Binder	80	GER	22.42
4 Pearl Mehl	81	USA	25.14
5 Sheila Evans	80	USA	25.29
6 Maria Izquierdo Torre	82	COL	26.70

200 Meter Dash

FINAL

Wind Reading: -4.1

1 Nora M.L.D. Wedemo	82	SWE	48.86
2 Isobel Cunningham	81	CAN	50.81
3 Pearl Mehl	81	USA	54.91
4 Maria Izquierdo Torre	82	COL	59.07
5 Rosario Iglesias Rocha	84	MEX	1:00.93

400 Meter Dash

FINAL

1 Rosario Iglesias Rocha	84	MEX	2:02.47
2 Nora M.L.D. Wedemo	82	SWE	2:09.08
3 Johanna Luther	81	GER	2:09.27
4 Ivy Granstrom	83	CAN	2:10.45
5 Pearl Mehl	81	USA	2:16.68

800 Meter Run

FINAL

1 Rosario Iglesias Rocha	84	MEX	4:31.35
2 Pearl Mehl	81	USA	5:51.51
3 Ida Keeling	80	USA	6:32.29

Name	Age	Country	Results	Name	Age	Country	Results	Name	Age	Country	Results	Name	Age	Country	Results		
1,500 Meter Run				Shot Put 3 kg				10km Road Walk				2 Judit Forero de Gaona 85 COL 1.02m -1.8					
FINAL				FINAL				1 Nora M.L.D. Wedemo 82 SWE 1:26:34				Triple Jump					
1	Rosario Iglesias Rocha	84	MEX	8:54.71	1	Anny Binder	80	GER	6.45m	WOMEN 85				FINAL			
2	Johanna Luther	81	GER	9:07.82	2	Aino Korkeila	80	FIN	5.88m	100 Meter Dash				1 Ruth Frith 85 AUS 5.18m 1.5			
3	Mary Haines	80	USA	9:33.20	3	Maria Izquierdo Torre	82	COL	4.66m	FINAL				Shot Put 3 kg			
4	Ivy Granstrom	83	CAN	10:03.98	4	Maria Tiemann	82	GER	4.21m	1 Judit Forero de Gaona 85 COL 29.89 2.9				FINAL			
5,000 Meter Run				Discus Throw 1 kg				200 Meter Dash				2 Judit Forero de Gaona 85 COL 3.32m					
FINAL				FINAL				FINAL				Hammer Throw 3 kg					
1	Mary Haines	80	USA	37:05.95	1	Anny Binder	80	GER	12.04m	1 Judit Forero de Gaona 85 COL 1:09.28 -4.1				FINAL			
2	Ivy Granstrom	83	CAN	38:20.65	2	Aino Korkeila	80	FIN	11.36m	5,000 Meter Race Walk				1 Ruth Frith 85 AUS 18.26m			
-	Pearl Mehl	81	USA	DNF	3	Maria Izquierdo Torre	82	COL	9.34m	FINAL				Weight Pentathlon			
10,000 Meter Run				Hammer Throw 3 kg				1 Dorothy Roberts 85 USA 44:43.85				1 Ruth Frith 85 AUS 3623					
FINAL				FINAL				2 Mildred Smith 85 USA 49:09.93				HT 15.80m 698					
1	Ivy Granstrom	83	CAN	1:19:09.10	1	Aino Korkeila	80	FIN	17.08m	1 Ruth Frith 85 AUS 2:08m -1.0				SP 5.16m 997			
2	Mary Haines	80	USA	1:19:25.80	2	Maria Izquierdo Torre	82	COL	9.46m	FINAL				DT 13.12m 716			
5,000 Meter Race Walk				Javelin Throw 400g				Long Jump				JT 9.16m 548					
FINAL				FINAL				1 Ruth Frith 85 AUS 2.08m -1.0				WT 7.06m 664					
1	Nora M.L.D. Wedemo	82	SWE	40:37.60	1	Angela Cressi	80	ITA	14.76m	1 Ruth Frith 85 AUS 2.08m -1.0							
2	Johanna Luther	81	GER	41:19.07	2	Aino Korkeila	80	FIN	13.62m								
3	Mary Haines	80	USA	50:23.48	3	Maria Izquierdo Torre	82	COL	9.38m								
High Jump				Weight Pentathlon													
FINAL				1 Aino Korkeila FIN 3260													
1	Sheila Evans	80	USA	0.88m	HT	15.82m	576										
Long Jump				SP	5.76m	925											
FINAL				DT	10.90m	475											
1	Anny Binder	80	GER	2.13m -1.8	JT	13.10m	687										
Triple Jump				WT	7.24m	597											
FINAL																	
1	Sheila Evans	80	USA	4.66m 3.8													



Finishing Times of All (Men and Women) Marathon Competitors

Name	Country	Results	Name	Country	Results	Name	Country	Results	Name	Country	Results
Finishing Times of All (Men and Women) Marathon Competitors			74 Laura Luckert	USA	2:57:58	152 Ron Hess	USA	3:18:01	230 Chris Jurisch	RSA	3:30:07
1 E. Castellano	VEN	2:30:29	75 S. Vossenrich	GER	2:58:00	153 Georg Willnecker	GER	3:18:02	231 Giannis Tsimplis	GRE	3:30:16
2 A. DeJesusFerreira	POR	2:30:39	76 A. Moreira DaSilva	POR	2:58:48	154 Douglas Steedman	USA	3:18:28	232 Peter Forrestel	USA	3:30:22
3 Gerard Hendriks	NED	2:30:50	77 Walter Eichelberger	SUI	2:59:09	155 Kent Sabin	USA	3:18:31	233 J. VargasHernandez	COL	3:30:41
4 F. Hernando-Nieto	ESP	2:31:00	78 Kim Kavluk	CAN	2:59:17	156 Anita Sturm	GER	3:18:32	234 John Grant	USA	3:30:50
5 Ivan Golob	SLO	2:33:40	79 Hubert Roedhammer	AUT	2:59:19	157 Brian Eltervoog	USA	3:18:37	235 Francis Ruddy	USA	3:30:52
6 Terry Stanley	USA	2:34:22	80 Fran Emmerling	USA	2:59:26	158 Samuel Neal	USA	3:18:43	236 Antonio Camodeca	ITA	3:31:15
7 Jose Bastos	BRA	2:34:37	81 Eric Greaves	AUS	2:59:34	159 Asta Severinkangas	FIN	3:18:44	237 Ian August	NZL	3:31:46
8 L. LopesSilvaPires	POR	2:34:54	82 A. V. Figueroa	COL	3:00:20	160 Marisa Cruz	BRA	3:19:03	238 Parry Lee Parmalee	USA	3:31:48
9 A. Tcherednitshenk	RUS	2:35:40	83 Malcolm Gillis	USA	3:00:27	161 Robert Hunter	AUS	3:19:20	239 Bob Meinschen	CAN	3:32:09
10 Antonio Ferro	POR	2:35:49	84 Hayden Smith	USA	3:00:50	162 Ottar Lund	AUS	3:19:51	240 Stephen Swzejbka	USA	3:32:10
11 Charles Thompson	USA	2:36:37	85 Jeffery John	USA	3:01:03	163 Neville Wagner	NZL	3:20:00	241 Timothy Phalen	USA	3:32:13
12 Alexander Tsukanov	RUS	2:36:59	86 Devaldino De Souza	BRA	3:01:15	164 Bill McNamara	USA	3:20:17	242 Louis Persoons	BEL	3:32:15
13 Joseph Schieffer	USA	2:38:59	87 Juan Quiroz	MEX	3:01:38	165 Thomas Hathaway	USA	3:20:25	243 Heinrich Gutbier	GER	3:32:21
14 Brendan Sherlock	IRL	2:39:12	88 V. Maurosoulos	GRE	3:02:07	166 Timothy Matthews	USA	3:20:35	244 Leigh Cassidy	AUS	3:32:27
15 Francisco Rodriguez	BRA	2:39:20	89 Gennady Pimenov	RUS	3:02:16	167 Howard Ommel	NED	3:20:36	245 Richard Kieffer	USA	3:32:45
16 Willem Liefers	NED	2:39:26	90 Bruce Pellow	CAN	3:02:21	168 S. Sanchez Alvares	MEX	3:20:47	246 Chu Chun Tung	HKG	3:32:45
17 Sador Mendez	USA	2:39:45	91 Jeffrey Johnson	USA	3:02:37	169 George Markoff	USA	3:21:00	247 W. Schmidtfreick	USA	3:32:46
18 Walter Koch	GER	2:39:52	92 Pablo Vera Gonzales	BOL	3:03:27	170 Roland Borgmann	SUI	3:21:04	248 Anthony Napoli	USA	3:32:50
19 John Stolz	USA	2:40:33	93 Stewart Miyashiro	USA	3:03:53	171 Toshihiko Saecki	JPN	3:21:11	249 Heather Stuart	IRL	3:32:53
20 Guenter Martin	GER	2:40:43	94 Manfred Prax	GER	3:03:58	172 Max Jones	GBR	3:21:15	250 Einart Alus	EST	3:33:14
21 Rainer Lindemann	GER	2:41:15	95 Michael Sheridan	CAN	3:03:59	173 George Hlibiczuk	USA	3:21:21	251 Lorna Squyer	USA	3:34:07
22 Volker Kersting	GER	2:42:35	96 Malcolm Clark	NZL	3:04:05	174 Michael McAvoy	AUS	3:21:23	252 Samuel Adams	USA	3:34:11
23 H. Barreneche-Rios	COL	2:43:33	97 David Sheridan	CAN	3:04:26	175 Larry Zygo	USA	3:21:31	253 Michael Caudwell	GBR	3:34:15
24 Manuel Gama	USA	2:43:34	98 Manabu Miyasato	JPN	3:04:28	176 Anthony Rinella	USA	3:21:43	254 Anne-Marie Pruede	FRA	3:34:50
25 Juvenal Costa	POR	2:43:37	99 Jean Claude Czaja	FRA	3:06:47	177 Mogens Niss	DEN	3:21:45	255 Allan Phillips	CAN	3:34:52
26 Bernd Richter	GER	2:43:41	100 Chantaue Mercier	CAN	3:06:48	178 Donald Ross	USA	3:22:10	256 Bernard Crunaire	FRA	3:34:59
27 H. Cortinez	ARG	2:43:44	101 Alfred Mielke	GER	3:07:03	179 Michael Bautz	USA	3:22:11	257 Monika Drever	GER	3:35:11
28 Fernando Costa	POR	2:44:21	102 Johann Siegle	AUT	3:07:42	180 Ronald Johnstone	USA	3:22:14	258 Yukio Ebara	JPN	3:35:14
29 Valery Kiun	RUS	2:44:30	103 William McLure	AUS	3:07:51	181 Kvetoslav Hana	TCH	3:22:32	259 Scott Baerman	USA	3:35:32
30 Peter Lessing	GER	2:44:45	104 Horst Rohm	GER	3:07:55	182 Kevin Connors	USA	3:22:33	260 Diane McLaughlin	USA	3:35:36
31 Colin McLeod	AUS	2:44:55	105 Alfredo Stella	ITA	3:07:59	183 Bruce Katter	USA	3:22:35	261 Jef Senden	NED	3:35:38
32 Robert Briglio	USA	2:45:04	106 Joaquim J. Silva	POR	3:08:04	184 Carl Pegels	USA	3:22:48	262 Gerard Blaque	FRA	3:36:07
33 Juergen Wrieden	GER	2:45:19	107 Ray Leonard	CAN	3:08:10	185 Malcolm Brown	AUS	3:22:51	263 Bertram Scott	USA	3:36:13
34 Kai Makela	FIN	2:45:41	108 Anssi Joutsenlahti	FIN	3:08:16	186 Paul Thalmann	SUI	3:23:00	264 Teuri Raevaara	FIN	3:36:19
35 Herbert Raabe	GER	2:45:47	109 Jiri Urban	TCH	3:08:49	187 Thomas Shea	USA	3:23:09	265 F. Wiedermann	AUT	3:36:36
36 Willi Maertens	GER	2:46:11	110 Eduard Fedosov	RUS	3:08:56	188 Rodney Silver	GBR	3:23:33	266 Shigetaka Matsuba	JPN	3:36:45
37 Dean Foster	CAN	2:46:12	111 Eva Novotna	TCH	3:09:07	189 A. Jack Brooks	GBR	3:23:53	267 Ross Syracuse	USA	3:36:49
38 Michele Bassi	ITA	2:46:33	112 Thomas Dixon	USA	3:09:11	190 Brigitta Eklund	SWE	3:24:51	268 Warren Campbell	USA	3:36:50
39 Eugeniusz Reglinski	POL	2:46:51	113 Giannis Zorzos	GRE	3:09:13	191 Robert Mori	CAN	3:25:06	269 J. Vera Vivanco	MEX	3:36:56
40 Fidel Diaz Mendes	MEX	2:46:52	114 Antonio Simoes	POR	3:09:35	192 Gary Wolfram	USA	3:25:08	270 Regine Bertola	FRA	3:37:15
41 Ric Perry	USA	2:46:55	115 Elisebeth Gebauer	GER	3:09:38	193 Timothy Reed	USA	3:25:09	271 Alan Peck	CAN	3:37:16
42 Bent Lauridsen	DEN	2:46:57	116 Renate Mueller	GER	3:09:42	194 Mauricio Apelbaum	BRA	3:25:10	272 M. De La Puerta	MEX	3:37:35
43 Nick Merucci	CAN	2:47:42	117 Kjell Linder	SWE	3:09:52	195 Gill Lea	GBR	3:25:13	273 Stephen Banks	USA	3:37:49
44 Mitsuyuki Shiota	JPN	2:49:17	118 G. Kvick Fleetwood	SWE	3:09:55	196 E. A. Trindaade	BRA	3:25:21	274 Chuhar Singh	IND	3:37:54
45 Terry Van Natta	USA	2:49:20	119 Wolfgang Kroll	GER	3:09:58	197 Simon Jimenez	PER	3:25:27	275 N. C. da Silva	BRA	3:38:16
46 Heinrich Hun	GER	2:49:23	120 Bruno Baggia	ITA	3:10:01	198 Ulf Agrell	SWE	3:25:37	276 John J. O'Malley	USA	3:38:19
47 A. Gonzalez Zepeda	MEX	2:49:30	121 Francisco Penha	BRA	3:10:09	199 Patrick Devine	USA	3:26:05	277 Josef Haberl	GER	3:38:20
48 M. Rosales Touza	ESP	2:49:35	122 Jim O'Toole	USA	3:10:22	200 Fred Hoogenboom	CAN	3:26:27	278 Richard Blurton	GBR	3:38:39
49 Richard Webb	USA	2:49:36	123 Katsuhiko Mimori	JPN	3:10:36	201 William Price	USA	3:26:28	279 Gordon Walker	USA	3:38:46
50 Robert Carter	USA	2:49:38	124 John Waite	AUS	3:11:02	202 Renee Choppin	FRA	3:26:36	280 Vincent Mameli	USA	3:38:50
51 Stanislav Lyapunov	RUS	2:50:14	125 Roger L. Paradis	CAN	3:11:13	203 John Pedlow	USA	3:27:00	281 Yoshikuni Inoue	JPN	3:38:58
52 Zygfyrd Liban	POL	2:50:46	126 Danie Nienaber	RSA	3:11:31	204 Selwynne Rom	USA	3:27:09	282 Joao Belmiro Santos	BRA	3:39:20
53 V. Imeninnik	RUS	2:51:13	127 Nils Jonsson	SWE	3:11:42	205 Ken Cairns	CAN	3:27:25	283 Georgina Cullen	AUS	3:39:48
54 Josef Hagemann	GER	2:51:21	128 Victor Ilie	ROM	3:11:51	206 Guenter Wierum	GER	3:27:39	284 Andrea Hatch	USA	3:40:01
55 Alf Fjeldstad	NOR	2:51:26	129 Jose Manuel Alves	POR	3:11:56	207 Dennis Sears	USA	3:27:43	285 Carl Krausner	CAN	3:40:09
56 Mike Piper	NZL	2:51:38	130 Kjell Zettergren	SWE	3:12:05	208 Pekka Nikkila	FIN	3:27:56	286 John Anderson	AUS	3:40:15
57 Rich Rima	USA	2:52:38	131 Frantisek Joch	TCH	3:12:07	209 Louis Pribyl	USA	3:28:08	287 Judith Cheesman	NZL	3:40:21
58 Jean-Pierre Schwab	SUI	2:53:59	132 Hector Rodriguez	USA	3:12:20	210 Thomas D. Miller	USA	3:28:10	288 John Halpenney	CAN	3:40:50
59 Alan Carroll	GBR	2:54:09	133 William Seyler	USA	3:12:59	211 Robert Whitehead	CAN	3:28:12	289 Alfred Howell	USA	3:40:56
60 Armand Metenier	FRA	2:54:17	134 Walter Krueger	GER	3:13:05	212 Andre Sautiere	FRA	3:28:38	290 David Walborn	USA	3:41:01
61 Terry Heany	USA	2:55:43	135 Max Bogenhuber	AUS	3:13:30	213 Michael Scanlon	USA	3:28:45	291 Gilbert Paudex	SUI	3:41:10
62 Evan McRae	NZL	2:55:57	136 Adri Stevens	NED	3:13:52	214 John Maslakowski	USA	3:28:53	292 Peter Gorlewski	USA	3:41:19
63 Jean Bisson	FRA	2:56:06	137 Manfred Staske	GER	3:14:04	215 Donald Smith	USA	3:29:00	293 Donald Kieffer	USA	3:41:21
64 Jean Lemort	FRA	2:56:08	138 Toader Manda	ROM	3:14:08	216 Jose Gendrot	FRA	3:29:14	294 William Strothmann	USA	3:41:45
65 Gerard VanNuffelen	BEL	2:56:12	139 Raymond Sanchas	USA	3:14:30	217 Eileen Doran	CAN	3:29:15	295 John Drakeley	GBR	3:42:14
66 Robert Knuckey	CAN	2:56:12	140 Pekka Makinen	FIN	3:14:38	218 Jerry Bergman	USA	3:29:17	296 R. VanHauwermeiren	BEL	3:42:21
67 Dale Urbain	USA	2:56:23	141 Akira Yamamoto	JPN	3:15:04	219 Horst Rieke	GER	3:29:21	297 Kenneth Robinson	USA	3:42:35
68 Colman Mooney	USA	2:56:34	142 John Bower	NZL	3:15:14	220 Kenneth Keidel	USA	3:29:25	298 Valery Sevryuk	RUS	3:42:37
69 R. Chavez Condori	BOL	2:56:55	143 Elizabeth Thodey	NZL	3:15:33	221 James Nelligan	CAN	3:29:34	299 Alfred Thurston	USA	3:42:50
70 Karl Horst Klee	GER	2:57:03	144 W. Zawalski	POL	3:16:12	222 Takashi Sakae	JPN	3:29:36	300 Nancy De Coux	USA	3:43:36
71 Sybrand Mostert	RSA	2:57:08	145 Matti Hartikainen	FIN	3:16:42	223 John Kolmets	USA	3:29:49	301 Thomas Marling	AUS	3:44:00
72 Peter Seiler	GER	2:57:26	146 Emiko Ikeuchi	JPN	3:17:03	224 Frans Jonkers	NED	3:29:52	302 Judith Webster	AUS	3:44:27
73 Lai Ho Yin	HKG	2:57:29	147 Helmut Kynast	GER	3:17:11	225 Terry Kayes	NZL	3:29:54	303 Michael Webster	AUS	3:44:27
			148 Terry Heise	USA	3:17:20	226 Mary Lou Hamm	CAN	3:29:56	304 Jeffrey Casteline	USA	3:44:31
			149 Christian Vetsch	SUI	3:17:29	227 Stephen Paull	GBR	3:29:57	305 Charles Safran	USA	3:44:41
			150 Anthony Stellrecht	USA	3:17:38	228 John Adams	RSA	3:29:57	306 Helmut Reinmuth	GER	3:44:47
			151 George Armstrong	GBR	3:17:55	229 Kusuo Isono	JPN	3:30:02	307 Jacques Gauthier	CAN	3:44:48

Finishing Times of All (Men and Women) Marathon Competitors

Name	Country	Results	Name	Country	Results	Name	Country	Results	Name	Country	Results
308 Janet Dahlquist	USA	3:45:02	386 Bob Kolodziej	USA	3:58:36	464 Edward Pomeroy	CAN	4:15:11	542 Joyce E. Goody	GBR	4:35:34
309 Sumitrada Opitz	USA	3:45:10	387 Curtis Burge	USA	3:59:18	465 Don Gleason	USA	4:15:42	543 Richard Sullivan	USA	4:35:42
310 Manuel Teodoro	CAN	3:45:24	388 Juan Roman	CHI	3:59:23	466 John Trevor Jupp	AUS	4:15:48	544 A. Lozano Penha	BRA	4:36:08
311 Kathleen Wiltrout	USA	3:45:34	389 Thomas Witkowski	USA	3:59:28	467 Cheung Chi Ying	HKG	4:15:52	545 Jim Tobin	NZL	4:36:22
312 Bill Russ	USA	3:45:42	390 Bill Wagner	USA	3:59:34	468 Marty Herron	USA	4:16:00	546 Barbara Fleetwood	USA	4:36:26
313 Joseph Mangiafesto	USA	3:45:43	391 Erika Kruger	GER	3:59:39	469 Harry Spector	USA	4:16:53	547 Neale Burkhardt	USA	4:36:26
314 Margaret August	NZL	3:45:53	392 David L. Carpenter	USA	3:59:53	470 Karen Griffin	USA	4:17:40	548 Jean Malo	CAN	4:36:30
315 Philip Donahue	USA	3:46:15	393 Deborah Symoniak	USA	3:59:56	471 Wong Chiu	HKG	4:18:21	549 Hui Wai Yin	HKG	4:36:41
316 Paul Saxton	USA	3:46:28	394 Karin Niss	DEN	4:00:04	472 Michael Fabio	USA	4:18:29	550 James Anthony	AUS	4:37:25
317 Jana Kasparova	TCH	3:46:46	395 Bob Carter	NZL	4:00:07	473 Guenter Hoffman	GER	4:18:55	551 Ngho Heng Ng	SIN	4:38:29
318 Peter Stoerch	GER	3:46:50	396 Diane Carter	NZL	4:00:08	474 David Macphee	USA	4:19:01	552 T. Vasconcellos	BRA	4:38:43
319 Stenios Prassas	GRE	3:47:04	397 Terrence Rollason	GBR	4:00:21	475 Christine Robertsen	USA	4:19:03	553 Helen Richter	GER	4:39:23
320 James Bowles	USA	3:47:05	398 Ted Sullivan	USA	4:00:38	476 Yip Lun Ming	HKG	4:19:07	554 Anthony Tulino	USA	4:39:24
321 Tatsuo Morisako	JPN	3:47:05	399 Anne Case	USA	4:00:44	477 Wilfred Bates	GBR	4:19:22	555 Stephen Radis	USA	4:39:55
322 Nadezda Kavtanskina	LAT	3:47:12	400 Peter Swarzwour	USA	4:00:53	478 John Orshal	USA	4:19:25	556 Stephen J. Barker	AUS	4:40:27
323 E. Levchenko	RUS	3:47:39	401 Thomas Charlesworth	USA	4:00:54	479 D. Fermeille-McAvoy	USA	4:19:27	557 Kathleen Melling	USA	4:40:58
324 Bill Agresta	USA	3:47:57	402 Chuck Van Duzee	USA	4:01:02	480 Robert Brown	USA	4:19:32	558 Celia Kelly	AUS	4:41:14
325 Michael Green	USA	3:48:23	403 Thomas Dordonaro	USA	4:01:05	481 Michael Walsh	USA	4:19:33	559 S. Prada de Duran	COL	4:41:18
326 Pete Kavanaugh	USA	3:48:32	404 Rainer Heidemann	GER	4:01:17	482 A-Chun Lee	TPE	4:19:39	560 E. Quelali Guanoll	BOL	4:42:18
327 Daniel Harris	USA	3:48:38	405 John Dean	AUS	4:01:20	483 Steve Lamantia	USA	4:19:45	561 John Tipping	GBR	4:42:46
328 Judith Allyn	USA	3:48:41	406 Baerbel Kullmann	GER	4:01:24	484 Thomas Ragonese	USA	4:19:52	562 Kevin Kumar	USA	4:42:52
329 F. Puerto Lopez	COL	3:48:47	407 Sandra Ludwa	USA	4:01:34	485 Bernard McCarthy	GBR	4:20:23	563 Fumio Ohara	JPN	4:43:12
330 Clyde Riddoch	AUS	3:48:52	408 Josef Bruhin	SUI	4:02:14	486 Mary McColl	CAN	4:20:28	564 Jessica Dunn	NZL	4:43:20
331 Ingrid Tippelt	GER	3:49:14	409 James Johnston	GBR	4:02:41	487 Frances Buckley	NZL	4:20:40	565 Elizabeth Stone	USA	4:43:33
332 Serge Levy	FRA	3:49:14	410 Susan Baehre	USA	4:03:12	488 Don Ursino	CAN	4:20:40	566 Yuriko Yamamoto	JPN	4:44:08
333 Richard Schifeling	USA	3:49:15	411 Edward J. Krasnicki	USA	4:03:35	489 Fumitaka Matsukawa	JPN	4:20:43	567 Joseph Meindl	USA	4:44:15
334 Jacques Caplette	CAN	3:49:27	412 Helen Ryan	USA	4:03:36	490 Aimo Virolainen	FIN	4:21:11	568 Thomas Sundstrom	USA	4:44:19
335 Gerhard Kessner	GER	3:49:28	413 Tsuneo Kuroda	JPN	4:04:13	491 Donald Milligan	USA	4:21:15	569 Gosta Andersson	SWE	4:44:32
336 Dieter Bauer	GER	3:49:30	414 Tomihide Shinjo	JPN	4:04:20	492 Sharon Linstedt	USA	4:21:39	570 Tazeta Mixolitis	GRE	4:45:12
337 Jacqueline Seltzer	USA	3:49:32	415 William Ryan	AUS	4:04:21	493 James Malek	USA	4:21:43	571 Yasunori Yamamoto	JPN	4:45:55
338 Bosko Djordjevic	YUG	3:49:48	416 John McCarthy	USA	4:04:32	494 Robert Berke	USA	4:22:02	572 Paul Draper	USA	4:45:58
339 Thomas Langworthy	USA	3:50:10	417 Bernice Goy	CAN	4:05:06	495 Laju Nankani	USA	4:22:10	573 Steve Elbrink	USA	4:46:42
340 Matthias Strobl	AUT	3:50:24	418 E. SepulvedaSeaton	CHI	4:05:26	496 Len Kagelmacher	USA	4:22:13	574 Tsan-Hsun Wang	TPE	4:46:43
341 Elisabeth Kuhnert	AUT	3:50:27	419 Paul Yerich	CAN	4:05:36	497 Noemi Gastaldi	ITA	4:22:19	575 Ricardo Ciapparelli	ARG	4:46:54
342 Susan Ellis	USA	3:51:38	420 Hans Tammemagi	CAN	4:05:40	498 John Moore	USA	4:22:49	576 Barbara Hardy	USA	4:47:10
343 Fanos Olajos	HUN	3:51:40	421 Jerry Moran	USA	4:05:46	499 Arthur Roush	USA	4:22:51	577 Sofia Katakis	GRE	4:47:44
344 Jesse Kregal	USA	3:51:52	422 John Bell	USA	4:05:48	500 Gunter Richter	GER	4:23:15	578 Milos Antonic	YUG	4:47:57
345 Gabbel Gabdrahmanov	RUS	3:51:57	423 Soon Ah Chai	SIN	4:05:50	501 Richard Mitchell	USA	4:23:17	579 Andrew Szafran	USA	4:48:12
346 Patrick Porter	USA	3:52:43	424 Gary Spencer	USA	4:05:51	502 Gerd Stein	GER	4:23:39	580 Hassan Ismail	SIN	4:48:32
347 Christopher Clark	USA	3:52:48	425 Paula Terranova	USA	4:05:57	503 Marvin Meyers	USA	4:23:48	581 Helen Tobin	NZL	4:48:38
348 Bruce Faso	USA	3:52:53	426 Richard Sheehan	USA	4:05:57	504 Joseph Endrizzi	FRA	4:24:01	582 Elsa Rivas Narvaez	VEN	4:48:40
349 Eila Alanko	FIN	3:53:06	427 Graeme Small	AUS	4:06:40	505 Lau Fung Ling	HKG	4:24:04	583 John Ward	USA	4:49:02
350 Bernard Pownall	AUS	3:53:42	428 Manoel Ant. Blanco	BRA	4:07:26	506 Donald McWilliams	USA	4:24:14	584 Tom Browne	USA	4:49:15
351 Robert Salomon	USA	3:53:59	429 Albert Richey	USA	4:07:54	507 Joseph Marino	CAN	4:24:34	585 Peter Woodham	NZL	4:49:58
352 Bernard Conway	CAN	3:54:03	430 Joseph Kabacinski	USA	4:08:36	508 Helmut Winter	GER	4:24:42	586 Amy Vigneron	USA	4:50:18
353 Craig Althen	USA	3:54:14	431 P. Kanakaris	GRE	4:09:09	509 John Germain	USA	4:25:43	587 Mansaku Higashi	JPN	4:50:25
354 Wen-Shi Yu	USA	3:54:25	432 John Moslow	USA	4:09:18	510 James Trankle	USA	4:27:07	588 Dennis Wiltzie	USA	4:51:45
355 R. Ferneyhough	GBR	3:54:40	433 Kazimira Luznik	SLO	4:09:21	511 Hirokatsu Sato	JPN	4:27:32	589 Paul Hassall	USA	4:52:24
356 J. deCamargo Filho	BRA	3:54:41	434 Harry Jan Swartz	USA	4:09:34	512 Tony Nicotera	USA	4:27:43	590 Erich Tavernier	GER	4:52:41
357 Maia Raudmets	EST	3:54:45	435 Graeme Murfett	AUS	4:09:50	513 Mark Dahlquist	USA	4:28:34	591 Van Gayton	USA	4:52:55
358 Paul Buchanan	USA	3:54:56	436 Burgitt Bauer	GER	4:10:00	514 Fumiya Takuma	JPN	4:29:03	592 Philip Gray	USA	4:52:58
359 Floyd Farham	USA	3:55:20	437 Les Hoffman	USA	4:10:12	515 Patricia Field	USA	4:29:09	593 Mary McGuire	USA	4:53:13
360 Marcy Sheehan	USA	3:55:21	438 Andre Osselaer	BEL	4:10:38	516 Arthur Weaver	CAN	4:29:09	594 John B. Gregson	USA	4:53:46
361 Nicole Caujolle	FRA	3:55:23	439 Janice Ryan	USA	4:10:41	517 Gunter Stapelfeldt	DEN	4:29:12	595 Brian Martin	USA	4:53:56
362 Ubaldo Cruz Sanchez	MEX	3:55:42	440 David Delecki	USA	4:10:51	518 Joseph Doriguzzi	USA	4:29:28	596 Patricia Longboat	USA	4:54:41
363 William Lyons	USA	3:55:55	441 Jerome Giglio	USA	4:10:58	519 Charles Osborne	USA	4:29:28	597 Hannflore Gunkel	GER	4:55:27
364 Albert Monile	USA	3:56:09	442 Pirjo Vejjalainen	FIN	4:11:02	520 Neil Frank	USA	4:29:38	598 Carlos Ponce Vargas	MEX	4:55:56
365 Eugene Kavanagh	IRL	3:56:15	443 Suzanne Fenger	USA	4:11:17	521 Robert Wilson	USA	4:29:48	599 Robert Brooks	USA	4:55:59
366 Carlos Claro	POR	3:56:21	444 Daniel Blatz	USA	4:11:32	522 David Clemens	USA	4:30:04	600 Maria Vecchi	ITA	4:56:15
367 Barbara Dalgleish	AUS	3:56:26	445 Osamu Sugaki	JPN	4:11:51	523 Norman Ernst	USA	4:30:21	601 H. Ullrich	GER	4:56:46
368 Timothy Moran	USA	3:56:28	446 Joan Gary	USA	4:12:02	524 Daniel Drabek	USA	4:30:31	602 Carl Matthias	USA	4:56:50
369 Sarah Neal	USA	3:56:37	447 Cecil Walkley	AUS	4:12:13	525 Ken Hough	AUS	4:30:35	603 Michael Torillo	USA	4:57:04
370 Ritva Tuliniemi	FIN	3:56:52	448 Rodger Schwartz	USA	4:12:23	526 N. Lichtenthal	USA	4:30:48	604 George Latarulo	USA	4:57:20
371 John Lane	HKG	3:57:04	449 C. Silcock	USA	4:12:38	527 Daniel Morales	USA	4:31:18	605 Lawrence Hestekin	USA	4:57:47
372 Edward Kopacsy	USA	3:57:13	450 Thomas Bubar	AUS	4:12:48	528 Shirley Brasher	USA	4:31:50	606 Uhuru Watson	USA	4:57:56
373 Ronald Paquette	USA	3:57:27	451 Paul McCarthy	USA	4:12:54	529 Anthony Ramos	USA	4:32:46	607 Tadashi Nakamura	JPN	4:58:00
374 Phyllis Brown	CAN	3:57:31	452 Helmut Rihm	GER	4:13:05	530 A. Araujo de Souza	BRA	4:32:47	608 Mike Curry	USA	4:58:08
375 Eugen Franz Rathgeb	GER	3:57:32	453 Kristian Skarsvag	NOR	4:13:15	531 Dilson Oliveira	BRA	4:32:54	609 Nancy Czajka	USA	4:58:16
376 Lars Andersson	SWE	3:57:35	454 Phil Mongillo	USA	4:13:26	532 Verna Kieffer	USA	4:32:58	610 Bronwyn Gardner	AUS	4:58:26
377 David Staszak	USA	3:57:41	455 Tuula Nikkila	FIN	4:13:31	533 Gabriella Bellato	ITA	4:33:22	611 Gene Baran	USA	4:58:54
378 Luiz Felicio	BRA	3:57:48	456 Larry A. Crawford	USA	4:13:33	534 Pirkko Wjuga	FIN	4:33:31	612 Jerry Brenner	USA	4:59:35
379 Ron Paladino	USA	3:57:53	457 M. Serwacki Jr.	USA	4:13:55	535 Hal Higdon	USA	4:34:14	613 Camille Hechaima	LIB	4:59:38
380 Ashis Roy	IND	3:57:56	458 Roger Whalley	USA	4:14:03	536 Harumi Tanaka	JPN	4:34:18	614 Edward Barauskas	USA	5:00:00
381 Walt Bollech	USA	3:58:01	459 Poon Mang Leung	HKG	4:14:32	537 D. Valdes Alcantar	MEX	4:34:21	615 Carol Gleason	USA	5:00:04
382 Wendy Mohrman	USA	3:58:12	460 Asteria Leung	BOL	4:14:37	538 Ian Shaw	CAN	4:34:40	616 Hugh Blake	USA	5:00:28
383 Kalevi Pitkanieni	FIN	3:58:13	461 Alfredo Morgado	POR	4:14:41	539 Ken Okada	JPN	4:34:49	617 Judi Kingi	NZL	5:00:58
384 Yip Lai Fung	HKG	3:58:19	462 Dennis Dempsey	USA	4:14:58	540 Ronald Harenza	USA	4:34:51	618 Phillip Sau Wai	HKG	5:01:05
385 Veio Nilonen	FIN	3:58:28	463 H. Faundez Salgado	CHI	4:15:07	541 Juan Yanes	VEN	4:35:23	619 Sunao Sakanoue	JPN	5:01:08

Finishing Times of All (Men and Women) Marathon Competitors

Name	Country	Results	Name	Country	Results	Name	Country	Results	Name	Country	Results
620 Bernard B. Freedman	USA	5:01:24	636 Lai-Te Huang	TPE	5:13:15	651 Raymond Mashiotta	USA	5:22:50	666 Margaret Haggerty	USA	5:41:35
621 Dudley Healy	USA	5:01:38	637 Art Grant	USA	5:15:05	652 Georges Damloup	FRA	5:23:52	667 A. Acevedo Medina	CHI	5:46:45
622 Charlie Matlock	USA	5:02:11	638 John Harris	GBR	5:15:27	653 Norbert Soltysiak	USA	5:25:41	668 A. Arastanova	MLD	5:49:07
623 J. DeMarie Oberlin	USA	5:02:55	639 Brian Read	NZL	5:16:17	654 Fran Rowe	USA	5:26:07	669 Anthony Krupa	USA	5:49:08
624 Pattie Paul	USA	5:03:04	640 Bruce Campbell	AUS	5:19:44	655 C. Jozwik-Burge	USA	5:26:30	670 F. Franco Castro	COL	5:52:05
625 Charles Paul	USA	5:03:05	641 Alan Norden	AUS	5:19:47	656 Pierre Caplette	CAN	5:27:00	671 Leonhard Trzetzkiak	CAN	5:56:46
626 Natsuo Moriya	JPN	5:03:21	642 Lynn Fraser	NZL	5:19:47	657 Elliott Denman	USA	5:27:57	672 Elfriede Falke	GER	5:57:22
627 Bernardo Zapata	CHI	5:04:22	643 Sudyong Toprasert	THA	5:19:57	658 Chan Meng Hui	SIN	5:29:34	673 Hilda Nyman	GBR	6:01:12
628 Judy Funnell	NZL	5:04:43	644 Sng Ah Huat	SIN	5:20:26	659 Chong Nee Goy	SIN	5:29:52	674 Eddie Nyman	GBR	6:01:13
629 Richard Nelson	CAN	5:05:08	645 Husin Bin Safar	MAS	5:20:29	660 Kunihiko Ueki	JPN	5:29:52	675 Anna M. Rusinek	USA	6:18:15
630 Heather Murfett	AUS	5:05:11	646 Robert Shimmel	USA	5:20:34	661 Ernst Gunkel	GER	5:30:09	676 Sam Gadless	USA	6:23:18
631 Gerald Buchholz	USA	5:05:29	647 Andrina Norden	AUS	5:20:59	662 Michael Vanderlip	USA	5:34:39	677 Carol Bertino	USA	6:23:18
632 Leo Thiel	GER	5:06:24	648 August Laruffa	USA	5:21:43	663 Jim Sinclair	AUS	5:39:52	678 Elizabeth Meyers	NZL	6:47:45
633 Norm Frank	USA	5:08:06	649 Kevin Sitek	USA	5:22:07	664 Don McNelly	USA	5:41:04	679 Janet Baumann	USA	6:49:48
634 Irene Hestekin	USA	5:10:05	650 Mary Ann Wallace	USA	5:22:23	665 Edmund Vuolo	USA	5:41:27	680 Judith Kazdan	CAN	6:52:33
635 R. John Hines	NZL	5:11:11									